

2019 SCHEDULE/RESULTS

February

| | | |
|----|-----------------------|-------------|
| 8 | at No. 7 Northwestern | L, 21-11 |
| 10 | at Marquette | L, 15-12 |
| 16 | at No. 19 Denver | L, 18-2 |
| 23 | MERCER | W, 20-2 |
| 27 | VANDERBILT | L, 9-8 (OT) |

March

| | | |
|----|-------------------|---------|
| 2 | at Notre Dame* | 2 p.m. |
| 6 | at Butler | 1 p.m. |
| 9 | DUKE* | 12 p.m. |
| 11 | at Duquesne | 1 p.m. |
| 13 | CINCINNATI | 3 p.m. |
| 17 | SYRACUSE* | 12 p.m. |
| 23 | at Virginia Tech* | 1 p.m. |
| 31 | DELAWARE | 12 p.m. |

April

| | | |
|-------|--------------------|---------|
| 6 | NORTH CAROLINA* | 1 p.m. |
| 9 | OHIO STATE | 1 p.m. |
| 13 | at Virginia* | 12 p.m. |
| 20 | at Boston College* | 12 p.m. |
| 24-28 | ACC Tournament | TBD |

*ACC Game

QUICK FACTS

| | |
|---------------------------------|------------------------------|
| Location | Louisville, Ky. |
| Founded / Enrollment | 1798 / 22,298 |
| Nickname / Colors | Cardinals / Red and Black |
| Conference | Atlantic Coast |
| Home Field | UofL Lacrosse Stadium |
| President | Dr. Neeli Bendapudi |
| Vice President for Athletics | Vince Tyra |
| Asst. AD/Student Development | Amy Calabrese |
| Head Coach | Scott Teeter (Canisius, '02) |
| UofL Record | 7-15 (2nd yr.) |
| Career Record | 152-135 (16th yr.) |
| Assistant Coach | Renee Poullott |
| Assistant Coach | Kaylin Morissette |
| Director of Operations | Patty Norton |
| All-Time Record | 113-82 (12th yr.) |
| All-Time NCAA Tournament Record | 1-4 |

Important Phone Numbers

| | |
|---------------------------|-------------------|
| Athletics Department | (502) 852-5732 |
| Lacrosse Office | (502) 852-0100 |
| Sports Information Office | (502) 852-6581 |
| SID - Nick Evans | c: (502) 807-9345 |
| email: NickE@GoCards.com | |

LOUISVILLE

2019 WOMEN'S LACROSSE



Louisville Cardinals vs. Notre Dame Fighting Irish

Game 6 • Sat., March 2 • 2 p.m. ET • South Bend, Ind.

LOUISVILLE

Record: 1-4, 0-0
 Last Game: L, 9-8 (OT) vs. Vanderbilt
 Current Streak: L1
 Head Coach: Scott Teeter
 Record at UL: 7-15 (2nd year)
 Career Record: 152-135 (17th year)
 Goals Leader: Chad (12/2.4 pg)
 Assists Leader: C. Blalock (6/1.2 pg)
 Points Leader: C. Blalock (14/2.8 pg)
 Ground Balls Leader: C. Blalock (13/2.6 pg)
 Draw Controls Leader: S. Blalock, McNicholas (16/3.2 pg)
 Goalie: Florek (30 saves/.462 SV%)
 Next Game: Tuesday, March 5 at Butler

NOTRE DAME

Record: 5-0, 0-0
 Last Game: W, 27-0 vs. Kent State
 Current Streak: W5
 Head Coach: Christine Halfpenny
 Record at Notre Dame: 86-52 (8th year)
 Career Record: 129-96 (13th year)
 Goals Leader: Lynch (19/3.8 pg)
 Assists Leader: Masinko (10/2 pg)
 Points Leader: Howe (24/4.8 pg)
 Ground Balls Leader: Giacalone (12/2.4 pg)
 Draw Controls Leader: Aldave (41/8.2 pg)
 Goalie: Giacalone (22 saves/.489 SV%)
 Next Game: Wednesday, March 13 at VCU

GETTING STARTED

SCANLAN WITH BACK-TO-BACK HAT TRICKS

Shayla Scanlan finished with a team-high three goals in the overtime loss vs. Vanderbilt. It marks her second straight game with a hat trick, as she finished with five goals in the win over Mercer. With two hat tricks on the year, she is second behind Tessa Chad's three for the team lead. She has 10 goals on the year, which ranks second behind Chad's 12.

18-POINT WIN

Louisville jumped out to a 14-0 lead at halftime en route to its 20-2 win over over Mercer. It marked their biggest win since they won 23-2 at Cincinnati on 4/6/14.

ENDING THE SKID

The Cardinals snapped a 11-game losing streak with their 20-2 win over Mercer. It marked their first victory since winning at Mercer (21-14) on March 14, 2018.


A GAME OF RUNS


After falling behind Vandy 7-3 at half and 8-3 early in the second half, UofL rallied for five straight goals to force overtime before falling 9-8. They trailed 15-4 at the half in their season opener against No. 7 Northwestern, the Cardinals reeled off five straight goals and ultimately won the second half by a margin of 7-6. Despite the strong second half performance, the Cards fell to the Wildcats 21-11. Against Marquette, Louisville went on yet another 5-0 run in under 10 minutes to even the score at 7-7 with 2:38 left in the first half. However, the Golden Eagles tallied two straight goals to end the half with a 9-7 lead that they would never relinquish, despite a stretch of three unanswered goals by the Cardinals in the second half.

Sports Information Office // University of Louisville // Louisville, KY 40292 // GoCards.com
 Phone: (502) 852-3085 // Fax: (502) 852-7401 // email: NickE@GoCards.com // Twitter: @LouisvilleLAX

LOUISVILLE'S STATISTICAL LEADERS

| | | | | |
|---------------|---|----|----|--|
| 5 |  | | | |
| Tessa CHAD | | | | |
| G | A | P | GB | |
| 12 | 1 | 13 | 3 | |


| | | | | |
|---------------------|---|----|----|--|
| 6 |  | | | |
| Caroline BLALOCK | | | | |
| G | A | P | GB | |
| 8 | 6 | 14 | 13 | |

| | | | | |
|-------------------|---|----|----|--|
| 66 |  | | | |
| Shayla SCANLAN | | | | |
| G | A | P | GB | |
| 10 | 3 | 13 | 3 | |

24

Sarah

BLALOCK



| G | A | P | DC |
|---|---|---|----|
| 4 | 2 | 6 | 16 |

| | | | | |
|---------------|---|------|-----|--|
| 19 |  | | | |
| Rachel FLOREK | | | | |
| GAA | SVPG | SV% | W-L | |
| 10.4 | 7.0 | .462 | 1-3 | |

ABOUT THE FIGHTING IRISH

Notre Dame (5-0) is off to its best start since the 2016 season and most recently defeated Kent State 27-0 to set the program record for the most amount of goals scored and largest margin of victory in school history. The No. 19 Irish have averaged 20 goals per game through five contests and own an average margin of victory of 14.4 goals. Senior Samantha Lynch and sophomore Maddie Howe lead the Notre Dame attack with 19 and 15 goals respectively. Howe has also tallied assists for a team-high 24 points on the season. In goal, Samantha Giacalone has collected 22 saves and a team-high 12 ground balls through five games. Notre Dame was tabbed at No. 6 in the ACC Preseason Coaches Poll and boasts a pair of Preseason All-ACC honorees in Howe and Savannah Buchanan. Senior defender Hannah Proctor was also named a Preseason Honorable Mention All-American by Inside Lacrosse.

■ **Series History** - UofL trails Notre Dame 9-2 all-time and 1-4 at Notre Dame. The last meeting was a 14-9 win for Notre Dame at UofL Lacrosse Stadium on March 4, 2018.

LAST YEAR AGAINST THE IRISH

Last season against Notre Dame, the Cardinals gained an early 2-1 lead, but the Irish rattled off six unanswered goals and took an 8-3 lead into the break. The Cardinals rallied with a 5-0 run midway through the second half, but were unable to hold off the Irish who finished the second half with a five-goal run of their own to seal the 14-9 victory. Caroline Blalock was the Cards' leading scorer with three goals and one assist.

GETTING SAVES

Rachel Florek recorded a career-high 13 saves in the overtime loss to Vandy. After trailing 7-3 at half, she helped limit the Commodores to just two goals in the second half and overtime combined. She played all 63 minutes, which marked the first time she has played an entire game in a Cardinal uniform.

SEEKING AN ACC WIN

Louisville is seeking its first ACC win since defeating Syracuse 9-8 at UofL Lacrosse Stadium on April 22, 2017. They are seeking their first road ACC win since winning at Virginia Tech 13-12 in overtime on April 1, 2017.

NO SHOTS FOR YOU

In the win over Mercer, UofL outshot the Bears, 40-6.

CAROLINE BLALOCK NAMED ALL-ACC SECOND TEAM

Caroline Blalock was named All-ACC Second Team a year ago. She was joined by senior Emily Howell, which marked the third consecutive season that at least two UofL players have earned All-ACC honors. Blalock led the Cards in seven statistical categories, including goals with 43 and hat tricks with nine. She ranked third in the league in shots with 6.53 per game, and just outside top ten in goals per game with 2.53 and points per game with 3.24. She also ranked fourth with 1.41 caused turnovers per game and sixth with 2.41 ground balls per game.

TWO OF A KIND

Caroline Blalock and Tessa Chad led the attack for the Cards last season. They combined to score 85 goals. Blalock recorded hat tricks in more than half of the Cards' 17 games with nine, while Chad logged eight. In the Cardinals first two games, Chad picked up right where she left off last season, recording three goals against Northwestern and Marquette and five against Mercer for a total of 11 hat tricks as a Cardinal.

SISTER SISTER

Sisters Caroline Blalock and Sarah Blalock combined for 51 goals, 15 assists, 66 points, 55 ground balls, and 53 draw controls a year ago. The Blalock sisters each tallied two goals and two draw controls in the season opener against Northwestern. Sarah led the Cards with three draw controls, while Caroline collected two. Against Marquette, the duo notched a goal and an assist a piece for two points, while also securing two draw controls.

GAMEDAY INFO

Date: Saturday, March 2

Time: 2:00 p.m. ET

Site: South Bend, Ind.

Video: ACCNE

Last Meeting: Notre Dame 14, Louisville 9 (3/4/19 at UofL)

Series History: Louisville trails 9-2 (1-4 at home, 1-4 on the road, 0-1 neutral)

UofL National Ranking: --

| Team Statistics | Cards (1-4) | Irish (5-0) |
|------------------------|--------------------|--------------------|
| Goals/Shot attempts | 53-136 | 100-187 |
| Goals per game | 10.6 | 20.0 |
| Shot pct. | .390 | .535 |
| Shots on goal/Attempts | 100-136 | 151-187 |
| SOG pct. | .735 | .807 |
| Shots per game | 27.2 | 37.4 |
| Assists | 22 | 56 |
| Free position Made-Att | 11-31 | 21-49 |
| Free position pct. | .355 | .429 |
| Ground balls | 91 | 110 |
| Draw Controls | 61 | 95 |
| Turnovers | 92 | 61 |
| Caused Turnovers | 54 | 71 |
| Clears | 78-96 | 45-55 |
| Clear pct. | .813 | .818 |

HEAD COACH SCOTT TEETER

Scott Teeter is in his second year as head coach of the University of Louisville women's lacrosse team. In 16 years, he has compiled a 152-135 career record.

Prior to coming to Louisville, he served as head coach at Canisius for 15 years (2003-2017; 145-120). Upon his arrival in Buffalo, he took the reins of a team that had won just 11 games in the program's first seven seasons. Under his guidance, he changed the culture of the program and was named MAAC Coach of the Year in just his third season after leading the Griffs to an eight-win improvement in 2005.

In 2011, Canisius won a school-record 14 games and capped the successful campaign with the program's first MAAC Tournament title. The Griffs added postseason championships in 2012, 2013, 2014, 2016 and 2017. In the run from 2011-14, the team became the first school in MAAC history to win four straight conference titles. Canisius also claimed regular-season crowns in 2013, 2015, 2016 and 2017 after sweeping through conference foes without a loss.

He was named the league's coach of the year again in 2015, 2016 and 2017, after becoming the first three teams in MAAC history to post a perfect 8-0 regular-season record.

He left Canisius as the winningest coach in MAAC history.

Teeter has also served as head coach of the Canadian Under-19 National Team since 2009. He guided the team to a bronze-medal showing during the 2011 championship in Hannover, Germany, before

Teeters's Milestone Collegiate Victories

| No. | Date | Score |
|------------|-------------|------------------------------|
| 1 | 4/21/04 | Canisius 6, Mercyhurst 4 |
| 50 | 4/16/10 | Canisius 11, Sienna 7 |
| 100 | 4/8/15 | Canisius 15, Sienna 12 |
| 150 | 2/27/18 | Louisville 17, Vanderbilt 15 |

Note: Teeter is 48 wins shy of 200 for his career.



2019 Louisville Women's Lacrosse Miscellaneous Statistics**Louisville's Record When the Cardinals ...**

| | |
|-----------------------------------|-----|
| Scoring First | 1-0 |
| Opponent Scores First..... | 0-4 |
| Leading at Half | 1-0 |
| Trailing at Half | 0-4 |
| Tied at Half | 0-0 |
| Scoring 0-5 Goals..... | 0-1 |
| Scoring 5-10 Goals..... | 0-1 |
| Scoring 11-15 Goals | 0-2 |
| Scoring 16-20 Goals..... | 1-0 |
| Scoring 20+ Goals..... | 0-0 |
| More Shots | 1-1 |
| Fewer Shots | 0-2 |
| Tied in Shots..... | 0-1 |
| More Free Position Goals..... | 1-1 |
| Fewer Free Position Goals | 0-2 |
| Tied in Free Position Goals | 0-1 |
| More Ground Balls..... | 1-1 |
| Fewer Ground Balls..... | 0-2 |
| Tied in Ground Balls | 0-1 |
| More Draw Controls..... | 1-0 |
| Fewer Draw Controls..... | 0-3 |
| Tied in Draw Controls | 0-1 |
| More Caused Turnovers | 1-1 |
| Fewer Caused Turnovers | 0-2 |
| Tied in Caused Turnovers | 0-1 |
| Commit Fewer Turnovers | 1-2 |
| Commit More Turnovers | 0-2 |
| Turnovers Tied..... | 0-0 |
| More Saves..... | 0-2 |
| Fewer Saves..... | 1-2 |
| Tied in Saves..... | 0-0 |
| 0-5 Goal Margin..... | 0-2 |
| 6-10 Goal Margin..... | 0-1 |
| 10+ Goal Margin..... | 1-1 |
| vs. Top 20 teams | 0-2 |
| At Home..... | 1-1 |
| On Road | 0-3 |
| Neutral..... | 0-0 |
| ACC at Home | 0-0 |
| ACC on Road | 0-0 |
| ACC Neutral..... | 0-0 |
| Play After a Loss..... | 1-2 |
| February | 1-4 |
| March..... | 0-0 |
| April | 0-0 |
| Longest Winning Streak | W1 |
| Longest Losing Streak..... | L3 |
| Current Streak | L1 |

Miscellaneous

| | |
|-------------------------------|--------------------------------|
| Quickest Start..... | 29:02 vs. Mercer |
| Slowest Start..... | 24:54 (2nd half) vs. Marquette |
| Largest Halftime Lead..... | 14, vs. Mercer |
| Largest Halftime Deficit..... | 11, at Northwestern, at Denver |

Opponent Miscellaneous

| | |
|--------------------------|-----------------------------|
| Quickest Opp. Start..... | 29:48 at Northwestern |
| Slowest Opp. Start.. | 22:55 (2nd half) vs. Mercer |

Hat Tricks

| | |
|------------------|---|
| C. Blalock | 1 |
| Chad | 3 |
| Hall | 1 |
| Scanlan..... | 2 |

Games Leading UofL in Goals

| | |
|------------------|---|
| C. Blalock | 1 |
| S. Blalock..... | 1 |
| Chad | 3 |
| Hall | 1 |
| Scanlan..... | 2 |

Games Leading UofL in Shots

| | |
|------------------|---|
| C. Blalock | 1 |
| Chad | 3 |
| Scanlan..... | 1 |

Games Leading UofL in Assists

| | |
|------------------|---|
| C. Blalock | 3 |
| S. Blalock..... | 1 |
| Hall | 2 |
| Marshall..... | 1 |
| Morris..... | 1 |
| Richbourg | 1 |
| Scanlan..... | 1 |

Games Leading UofL in Points

| | |
|------------------|---|
| C. Blalock | 2 |
| Chad | 1 |
| Hall | 2 |
| Marshall..... | 1 |
| Scanlan..... | 1 |

Games Leading UofL in Ground Balls

| | |
|------------------|---|
| Birch | 2 |
| C. Blalock | 2 |
| Clevenger | 1 |
| Florek..... | 1 |
| Hall | 1 |
| Shanahan | 1 |

Games Leading UofL in Caused Turnovers

| | |
|------------------|---|
| Birch | 2 |
| C. Blalock | 2 |
| S. Blalock..... | 1 |
| Clevenger | 1 |
| Hall | 1 |
| Richbourg | 1 |
| Shanahan | 2 |

Games Leading UofL in Draw Controls

| | |
|-----------------|---|
| S. Blalock..... | 2 |
| McNicholas..... | 2 |
| Richbourg | 1 |
| Shanahan | 1 |

Games Leading UofL in Saves

| | |
|-------------|---|
| Ball..... | 1 |
| Florek..... | 4 |

Scored Louisville's First Goal

| | |
|------------------|---|
| C. Blalock | 3 |
| S. Blalock..... | 1 |
| Chad | 1 |

Louisville Team Highs

| | |
|-----------------------|-------------------|
| Goals | 20 vs. Mercer |
| Assists | 10 vs. Mercer |
| Points..... | 30vs. Mercer |
| Shots..... | 40 vs. Mercer |
| Ground Balls..... | 23 vs. Vanderbilt |
| Draw Controls..... | 16 vs. Mercer |
| Fewest Turnovers..... | 14 vs. Mercer |
| Caused Turnovers..... | 17 vs. Vanderbilt |

Louisville Individual Highs

| | |
|--------------------|--|
| Goals..... | 5, Chad, Scanlan vs. Mercer |
| Assists..... | 3, C. Blalock vs. Mercer |
| Points..... | 7, Scanlan vs. Mercer |
| Shots..... | 8, Chad at Northwestern, C. Blalock vs. Vanderbilt |
| Ground Balls..... | 6, Brenna Shanahan vs. Vanderbilt |
| Draw Controls..... | 7, McNicholas vs. Mercer |
| Caused TOs..... | 5, Birch vs. Mercer |

Louisville Team Lows

| | |
|-----------------------|------------------|
| Goals..... | 2 at Denver |
| Assists..... | 1 at Denver |
| Points..... | 3 at Denver |
| Shots..... | 14 at Denver |
| Ground Balls..... | 12 at Denver |
| Draw Controls..... | 9 vs. Vanderbilt |
| Most Turnovers..... | 24 at Denver |
| Caused Turnovers..... | 7 at Denver |

Opponent Team Highs

| | |
|-----------------------|---------------------|
| Goals..... | 21, at Northwestern |
| Assists..... | 11, at Denver |
| Points..... | 31, at Northwestern |
| Shots..... | 36, at Northwestern |
| Ground Balls..... | 29, at Northwestern |
| Draw Controls..... | 19, at Northwestern |
| Fewest Turnovers..... | 15 at Northwestern |
| Caused Turnovers..... | 13 at Northwestern |

Opponent Individual Highs

| | |
|--------------------|---------------------------|
| Goals..... | 6, Feiss at Denver |
| Assists..... | 3, Radochonski at Denver |
| Points..... | 7, Feiss at Denver |
| Shots..... | 10, Gabriel at Marquette |
| Ground Balls..... | 6, Fischer at Denver |
| Draw Controls..... | 12, Dwyer at Northwestern |
| Caused TOs..... | 4, Scane at Northwestern |

Opponent Team Lows

| | |
|-----------------------|-------------------|
| Goals..... | 2 vs. Mercer |
| Assists..... | 2 vs. Mercer |
| Points..... | 2vs. Mercer |
| Shots..... | 6vs. Mercer |
| Ground Balls..... | 15 vs. Mercer |
| Draw Controls..... | 7 vs. Mercer |
| Most Turnovers..... | 23 vs. Vanderbilt |
| Caused Turnovers..... | 8 vs. Mercer |

2019 Women's Lacrosse Results**RECORD:** 1-4 Overall (Home: 1-1; Away: 0-3; Neutral: 0-0; ACC: 0-0)

| Date | Opponent | Dec. | Result | Margin | Rec. | High Goals | High Assists | High Points | High Ground Balls |
|------|-------------------|------|--------|--------|------|----------------------------|----------------------------------|--------------------|----------------------------|
| F 9 | at Northwestern | L | 21-11 | -10 | 0-1 | 3 - Chad | 2 - Hall, Marshall, Richbourg | 3 - Chad, Marshall | 3 - Florek |
| F 10 | at Marquette | L | 15-12 | -3 | 0-2 | 3 - Chad, Hall | 1 - 5 players | 4 - Hall | 4 - C. Blalock |
| F 16 | at Denver | L | 18-2 | -16 | 0-3 | 1 - C. Blalock, S. Blalock | 1 - C. Blalock | 2 - C. Blalock | 2 - Birch, Clevenger, Hall |
| F 23 | MERCER | W | 20-2 | +18 | 1-3 | 5 - Chad, Scanlan | 3 - C. Blalock | 7 - Scanlan | 4 - Birch, C. Blalock |
| F 27 | VANDERBILT | L | 9-8 | -1 | 1-4 | 3 - Scanlan | 1 - C. Blalock, S. Blalock, Hall | 3 - Hall, Scanlan | 6 - Shanahan |
| M 2 | at Notre Dame | | | | | | | | |
| M 6 | at Butler | | | | | | | | |
| M 9 | DUKE | | | | | | | | |
| M 11 | at Duquesne | | | | | | | | |
| M 13 | CINCINNATI | | | | | | | | |
| M 17 | SYRACUSE | | | | | | | | |
| M 23 | at Virginia Tech | | | | | | | | |
| M 31 | DELAWARE | | | | | | | | |
| A 6 | NORTH CAROLINA | | | | | | | | |
| A 9 | OHIO STATE | | | | | | | | |
| A 13 | at Virginia | | | | | | | | |
| A 20 | at Boston College | | | | | | | | |

2019 Louisville Women's Lacrosse Game-by-Game Team Statistics

| Teams | SH | AST | GB | DC | CL | FPS | SVS | FLS | TOS | CT | 1H | 2H | OT | TOT |
|--------------|----|-----|----|----|-------|------|-----|-----|-----|----|----|----|----|-----|
| Northwestern | 36 | 10 | 29 | 19 | 14-17 | 3-7 | 6 | 28 | 15 | 13 | 15 | 6 | -- | 21 |
| Louisville | 20 | 3 | 19 | 16 | 14-17 | 5-10 | 8 | 25 | 19 | 9 | 4 | 7 | -- | 11 |
| Marquette | 30 | 4 | 18 | 17 | 18-23 | 5-11 | 9 | 25 | 20 | 8 | 9 | 6 | -- | 15 |
| Louisville | 30 | 5 | 18 | 12 | 15-20 | 2-6 | 8 | 24 | 18 | 8 | 7 | 5 | -- | 12 |
| Denver | 32 | 11 | 23 | 11 | 15-19 | 4-5 | 6 | 15 | 15 | 11 | 11 | 7 | -- | 18 |
| Louisville | 14 | 1 | 12 | 11 | 12-15 | 0-0 | 9 | 19 | 24 | 7 | 0 | 2 | -- | 2 |
| Mercer | 6 | 0 | 15 | 7 | 10-18 | 1-2 | 12 | 26 | 22 | 8 | 0 | 2 | -- | 2 |
| LOUISVILLE | 40 | 10 | 22 | 16 | 15-16 | 3-10 | 3 | 16 | 14 | 13 | 14 | 6 | -- | 20 |
| Vanderbilt | 26 | 5 | 19 | 10 | 21-27 | 1-4 | 14 | | 23 | 9 | 7 | 1 | 1 | 9 |
| LOUISVILLE | 32 | 3 | 23 | 9 | 22-28 | 1-5 | 13 | | 17 | 17 | 3 | 5 | 0 | 8 |

Notre Dame
LouisvilleButler
LouisvilleDuke
LOUISVILLEDuquesne
LouisvilleCincinnati
LOUISVILLESyracuse
LOUISVILLEVirginia Tech
LouisvilleDelaware
LOUISVILLENorth Carolina
LOUISVILLEOhio State
LOUISVILLEVirginia
LouisvilleBoston College
Louisville

Team Extended Statistics

| ## | Player | gp | g | ppg | a | apg | pts | ppg | sh | spg | sh% | sog | sog/g | sog% | to | topg | ct | ctpg | qb | qbpq | dc | dcpq |
|----|-------------------|----|----|-------|----|------|-----|-------|-----|-------|------|-----|-------|-------|----|-------|----|-------|-----|-------|----|-------|
| 6 | Caroline Blalock | 5 | 8 | 1.60 | 6 | 1.20 | 14 | 2.80 | 23 | 4.60 | .348 | 17 | 3.40 | .739 | 5 | 1.00 | 9 | 1.80 | 13 | 2.60 | 7 | 1.40 |
| 5 | Tessa Chad | 5 | 12 | 2.40 | 1 | 0.20 | 13 | 2.60 | 30 | 6.00 | .400 | 26 | 5.20 | .867 | 11 | 2.20 | 0 | 0.00 | 3 | 0.60 | 0 | 0.00 |
| 66 | Shayla Scanlan | 5 | 10 | 2.00 | 3 | 0.60 | 13 | 2.60 | 16 | 3.20 | .625 | 12 | 2.40 | .750 | 7 | 1.40 | 0 | 0.00 | 3 | 0.60 | 0 | 0.00 |
| 21 | Ally Hall | 5 | 7 | 1.40 | 3 | 0.60 | 10 | 2.00 | 12 | 2.40 | .583 | 9 | 1.80 | .750 | 9 | 1.80 | 3 | 0.60 | 7 | 1.40 | 0 | 0.00 |
| 24 | Sarah Blalock | 5 | 4 | 0.80 | 2 | 0.40 | 6 | 1.20 | 11 | 2.20 | .364 | 8 | 1.60 | .727 | 9 | 1.80 | 4 | 0.80 | 5 | 1.00 | 16 | 3.20 |
| 12 | Kayla Marshall | 5 | 4 | 0.80 | 2 | 0.40 | 6 | 1.20 | 8 | 1.60 | .500 | 5 | 1.00 | .625 | 8 | 1.60 | 3 | 0.60 | 2 | 0.40 | 0 | 0.00 |
| 17 | Alex McNicholas | 5 | 4 | 0.80 | 0 | 0.00 | 4 | 0.80 | 11 | 2.20 | .364 | 11 | 2.20 | 1.000 | 4 | 0.80 | 1 | 0.20 | 7 | 1.40 | 16 | 3.20 |
| 14 | Brenna Shanahan | 5 | 2 | 0.40 | 1 | 0.20 | 3 | 0.60 | 12 | 2.40 | .167 | 6 | 1.20 | .500 | 7 | 1.40 | 9 | 1.80 | 10 | 2.00 | 10 | 2.00 |
| 13 | Paige Richbourg | 5 | 1 | 0.20 | 2 | 0.40 | 3 | 0.60 | 6 | 1.20 | .167 | 3 | 0.60 | .500 | 4 | 0.80 | 4 | 0.80 | 5 | 1.00 | 7 | 1.40 |
| 34 | Hannah Morris | 4 | 1 | 0.25 | 1 | 0.25 | 2 | 0.50 | 6 | 1.50 | .167 | 2 | 0.50 | .333 | 3 | 0.75 | 2 | 0.50 | 2 | 0.50 | 0 | 0.00 |
| 28 | Kirsten Parker | 5 | 0 | 0.00 | 1 | 0.20 | 1 | 0.20 | 1 | 0.20 | .000 | 1 | 0.20 | 1.000 | 1 | 0.20 | 1 | 0.20 | 2 | 0.40 | 4 | 0.80 |
| 44 | Jen Schaaf | 1 | 0 | 0.00 | 0 | 0.00 | 0 | 0.00 | 0 | 0.00 | .000 | 0 | 0.00 | .000 | 0 | 0.00 | 0 | 0.00 | 1 | 1.00 | 0 | 0.00 |
| 27 | Lexie Ball | 4 | 0 | 0.00 | 0 | 0.00 | 0 | 0.00 | 0 | 0.00 | .000 | 0 | 0.00 | .000 | 0 | 0.00 | 0 | 0.00 | 1 | 0.25 | 0 | 0.00 |
| 26 | Abby Roskovich | 5 | 0 | 0.00 | 0 | 0.00 | 0 | 0.00 | 0 | 0.00 | .000 | 0 | 0.00 | .000 | 0 | 0.00 | 1 | 0.20 | 2 | 0.40 | 0 | 0.00 |
| 19 | Rachel Florek | 5 | 0 | 0.00 | 0 | 0.00 | 0 | 0.00 | 0 | 0.00 | .000 | 0 | 0.00 | .000 | 4 | 0.80 | 0 | 0.00 | 7 | 1.40 | 0 | 0.00 |
| 15 | Maddie Birch | 5 | 0 | 0.00 | 0 | 0.00 | 0 | 0.00 | 0 | 0.00 | .000 | 0 | 0.00 | .000 | 5 | 1.00 | 10 | 2.00 | 10 | 2.00 | 0 | 0.00 |
| 8 | Allie Arcidiacono | 5 | 0 | 0.00 | 0 | 0.00 | 0 | 0.00 | 0 | 0.00 | .000 | 0 | 0.00 | .000 | 1 | 0.20 | 2 | 0.40 | 0 | 0.00 | 0 | 0.00 |
| 7 | Lexi Arens | 3 | 0 | 0.00 | 0 | 0.00 | 0 | 0.00 | 0 | 0.00 | .000 | 0 | 0.00 | .000 | 4 | 1.33 | 0 | 0.00 | 0 | 0.00 | 0 | 0.00 |
| 3 | Shay Clevenger | 5 | 0 | 0.00 | 0 | 0.00 | 0 | 0.00 | 0 | 0.00 | .000 | 0 | 0.00 | .000 | 0 | 0.00 | 4 | 0.80 | 9 | 1.80 | 0 | 0.00 |
| 1 | Cassie New | 5 | 0 | 0.00 | 0 | 0.00 | 0 | 0.00 | 0 | 0.00 | .000 | 0 | 0.00 | .000 | 6 | 1.20 | 1 | 0.20 | 2 | 0.40 | 0 | 0.00 |
| TM | TEAM | 3 | 0 | 0.00 | 0 | 0.00 | 0 | 0.00 | 0 | 0.00 | .000 | 0 | 0.00 | .000 | 4 | 1.33 | 0 | 0.00 | 0 | 0.00 | 1 | 0.33 |
| | Total | 5 | 53 | 10.60 | 22 | 4.40 | 75 | 15.00 | 136 | 27.20 | .390 | 100 | 20.00 | .735 | 92 | 18.40 | 54 | 10.80 | 91 | 18.20 | 61 | 12.20 |
| | Opponents | 5 | 65 | 13.00 | 30 | 6.00 | 95 | 19.00 | 130 | 26.00 | .500 | 106 | 21.20 | .815 | 95 | 19.00 | 49 | 9.80 | 104 | 20.80 | 64 | 12.80 |

| ## | Player | gp | minutes | ga | gaavg | saves | saves/g | save% | w | l | t | sho | faced |
|----|---------------|----|---------|----|-------|-------|---------|-------|---|---|---|-----|-------|
| 19 | Rachel Florek | 5 | 205:15 | 35 | 10.23 | 30 | 6.00 | .462 | 1 | 3 | 0 | 0 | 78 |
| 44 | Jen Schaaf | 1 | 8:44 | 2 | 13.74 | 0 | 0.00 | .000 | 0 | 0 | 0 | 0 | 2 |
| 27 | Lexie Ball | 3 | 92:01 | 28 | 18.26 | 11 | 2.75 | .282 | 0 | 1 | 0 | 0 | 50 |
| | Total | 5 | 306:00 | 65 | 12.75 | 41 | 8.20 | .387 | 1 | 4 | 0 | 0 | 130 |
| | Opponents | 5 | 306:00 | 53 | 10.39 | 47 | 9.40 | .470 | 4 | 1 | 0 | 0 | 136 |

2019 Louisville Game-By-Game Individual Goals, Assists, Points

| Opponent | Date | Score | 1 NEW,CASSIE | 3 CLEVINGER, | 5 CHAD,TESSA | 6 BLALOCK,CA | 7 ARENS,LEXI | 8 ARCIDIACON | 12 MARSHALL,K | 13 RICHBOURG, | 14 SHANAHAN,B | 15 BIRCH,MADD | 17 MCNICHOLAS |
|----------|--------|---------|-----------------|-----------------|-----------------|-----------------|-----------------|-----------------|------------------|------------------|------------------|------------------|------------------|
| at NU | Feb 08 | 11-21 L | 0-0-0 | 0-0-0 | 3-0-3 | 2-0-2 | 0-0-0 | 0-0-0 | 2-1-3 | 1-1-2 | 0-0-0 | 0-0-0 | 1-0-1 |
| at MU | Feb 10 | 12-15 L | 0-0-0 | 0-0-0 | 3-0-3 | 1-1-2 | DNP | 0-0-0 | 0-0-0 | 0-0-0 | 1-0-1 | 0-0-0 | 1-0-1 |
| at DEN | Feb 16 | 2-18 L | 0-0-0 | 0-0-0 | 0-0-0 | 1-1-2 | 0-0-0 | 0-0-0 | 0-0-0 | 0-0-0 | 0-0-0 | 0-0-0 | 0-0-0 |
| MER | Feb 23 | 20-2 W | 0-0-0 | 0-0-0 | 5-1-6 | 3-3-6 | 0-0-0 | 0-0-0 | 1-1-2 | 0-1-1 | 1-1-2 | 0-0-0 | 2-0-2 |
| VANDY | Feb 27 | 8-9 L | 0-0-0 | 0-0-0 | 1-0-1 | 1-1-2 | DNP | 0-0-0 | 1-0-1 | 0-0-0 | 0-0-0 | 0-0-0 | 0-0-0 |

| Opponent | Date | Score | 19 FLOREK,RAC | 21 HALL,ALLY | 24 BLALOCK,SA | 26 ROSKOVICH, | 27 BALL,LEXIE | 28 PARKER,KIR | 34 MORRIS,HAN | 44 SCHAAF,JEN | 66 SCANLAN,SH |
|----------|--------|---------|------------------|-----------------|------------------|------------------|------------------|------------------|------------------|------------------|------------------|
| at NU | Feb 08 | 11-21 L | 0-0-0 | 0-1-1 | 2-0-2 | 0-0-0 | 0-0-0 | 0-0-0 | 0-0-0 | DNP | 0-0-0 |
| at MU | Feb 10 | 12-15 L | 0-0-0 | 3-1-4 | 1-1-2 | 0-0-0 | 0-0-0 | 0-0-0 | 0-1-1 | DNP | 2-1-3 |
| at DEN | Feb 16 | 2-18 L | 0-0-0 | 0-0-0 | 1-0-1 | 0-0-0 | 0-0-0 | 0-0-0 | 0-0-0 | 0-0-0 | 0-0-0 |
| MER | Feb 23 | 20-2 W | 0-0-0 | 2-0-2 | 0-0-0 | 0-0-0 | 0-0-0 | 0-1-1 | 1-0-1 | DNP | 5-2-7 |
| VANDY | Feb 27 | 8-9 L | 0-0-0 | 2-1-3 | 0-1-1 | 0-0-0 | DNP | 0-0-0 | DNP | DNP | 3-0-3 |

2019 Louisville Cardinals Lacrosse - Photo Roster



1
Cassie New
M | So.
Cary, N.C.
Cardinal Gibbons



3
Shay Clevenger
D | Fr.
Woodstock, Md.
Marriotts Ridge



5
Tessa Chad
A | Sr.
Orono, Ontario
Canisius



6
Caroline Blalock
M | So.
Ellicott City, Md.
Marriotts Ridge



7
Lexi Arens
A | So.
Ellicott City, Md.
Mt. Hebron



8
Allie Arcidiacono
D | Jr.
Somers, N.Y.
Somers



9
Kristen Pezzullo
AM | Fr.
Manalapan, N.J.
Red Bank Catholic



12
Kayla Marshall
A | So.
Dumfries, Va.
Bishop Ireton



13
Paige Richbourg
M | Fr.
Clifton, Va.
Centreville



14
Brenna Shanahan
M | R-Jr.
Mississauga, Ontario
Canisius



15
Maddie Birch
M | So.
Wall, N.J.
Wall



17
Alex McNicholas
M | So.
Rockville Centre, N.Y.
South Side



19
Rachel Florek
GK | R-So.
Ocean City, Md.
Towson



21
Ally Hall
M | So.
Harwood, Md.
Severn



22
Sarah Stratton
M | Fr.
Shelbyville, Ky.
Martha Layne Collins



23
Mason Plymire
A | Fr.
Durham, N.C.
Cardinal Gibbons



24
Sarah Blalock
M | So.
Ellicott City, Md.
Marriotts Ridge



26
Abby Roskovich
D | Fr.
Salisbury, Md.
Parkside



27
Lexie Ball
GK | Jr.
Ballston Lake, N.Y.
Burnt Hills-Ballston Lake



28
Kirsten Parker
M | Fr.
Owings, Md.
Elizabeth Seton



31
Kelly Coughlan
A | Fr.
Ocean Ridge, Fla.
Oxbridge Academy



34
Hannah Morris
A | Fr.
Orillia, Ontario
Patrick Fogarty



44
Jen Schaaf
GK | So.
Ellicott City, Md.
Mt. Hebron



66
Shayla Scanlan
A | So.
Angola, N.Y.
Lake Shore



Head Coach
Scott Teeter
Second Season
Canisius, 2002



Asst. Coach
Renee Poullott
Second Season
Cornell, 2017



Asst. Coach
Kaylin Morissette
Second Season
Louisville, 2016



Director of Ops.
Patty Norton
12th Season
SUNY Buffalo, 1992

Louisville Combined Team Statistics
All games (as of Feb 27, 2019)

| RECORD: | OVERALL | HOME | AWAY | NEUTRAL |
|----------------|----------------|-------------|-------------|----------------|
| ALL GAMES | 1-4 | 1-1 | 0-3 | 0-0 |
| CONFERENCE | 0-0 | 0-0 | 0-0 | 0-0 |
| NON-CONFERENCE | 1-4 | 1-1 | 0-3 | 0-0 |

| Date | Opponent | | Score | Att. |
|-------------|--------------------|-----|--------------|-------------|
| Feb 08 | at #7 Northwestern | L | 11-21 | 518 |
| Feb 10 | at Marquette | L | 12-15 | 368 |
| Feb 16 | at #19 Denver | L | 2-18 | 156 |
| Feb 23 | MERCER | W | 20-2 | 147 |
| Feb 27 | VANDERBILT | Lot | 8-9 | 149 |

TEAM STATISTICS **UL** **OPP**

| | | | |
|------------------------|---------|--|---------|
| SHOT STATISTICS | | | |
| Goals-Shot attempts | 53-136 | | 65-130 |
| Goals scored per game | 10.60 | | 13.00 |
| Shot pct. | .390 | | .500 |
| Shots on goal-Attempts | 100-136 | | 106-130 |
| SOG pct. | .735 | | .815 |
| Shots/Game | 27.2 | | 26.0 |
| Assists | 22 | | 30 |
| Free position Made-Att | 11-31 | | 14-29 |
| Free position pct. | .355 | | .483 |
| GOAL BREAKDOWN | | | |
| Total Goals | 53 | | 65 |
| Free-position | 11 | | 14 |
| Unassisted | 31 | | 35 |
| Overtime | 0 | | 1 |
| Goals scored average | 10.39 | | 12.75 |
| GROUND BALLS | 91 | | 104 |
| DRAW CONTROLS | 61 | | 64 |
| TURNOVERS | 92 | | 95 |
| CAUSED TURNOVERS | 54 | | 49 |
| CLEARs | 78-96 | | 78-104 |
| Clear Pct. | .812 | | .750 |
| ATTENDANCE | | | |
| Total | 296 | | 1042 |
| Dates/Avg Per Date | 2/148 | | 3/347 |
| Neutral Site #/Avg | 0/0 | | |

| ## | PLAYER | GP | G | A | Pts | Sh | GB | DC | TO | CT |
|-----------|-------------------|-----------|----------|----------|------------|-----------|-----------|-----------|-----------|-----------|
| 6 | Caroline Blalock | 5 | 8 | 6 | 14 | 23 | 13 | 7 | 5 | 9 |
| 5 | Tessa Chad | 5 | 12 | 1 | 13 | 30 | 3 | 0 | 11 | 0 |
| 66 | Shayla Scanlan | 5 | 10 | 3 | 13 | 16 | 3 | 0 | 7 | 0 |
| 21 | Ally Hall | 5 | 7 | 3 | 10 | 12 | 7 | 0 | 9 | 3 |
| 24 | Sarah Blalock | 5 | 4 | 2 | 6 | 11 | 5 | 16 | 9 | 4 |
| 12 | Kayla Marshall | 5 | 4 | 2 | 6 | 8 | 2 | 0 | 8 | 3 |
| 17 | Alex McNicholas | 5 | 4 | 0 | 4 | 11 | 7 | 16 | 4 | 1 |
| 14 | Brenna Shanahan | 5 | 2 | 1 | 3 | 12 | 10 | 10 | 7 | 9 |
| 13 | Paige Richbourg | 5 | 1 | 2 | 3 | 6 | 5 | 7 | 4 | 4 |
| 34 | Hannah Morris | 4 | 1 | 1 | 2 | 6 | 2 | 0 | 3 | 2 |
| 28 | Kirsten Parker | 5 | 0 | 1 | 1 | 1 | 2 | 4 | 1 | 1 |
| 44 | Jen Schaaf | 1 | 0 | 0 | 0 | 0 | 1 | 0 | 0 | 0 |
| 27 | Lexie Ball | 4 | 0 | 0 | 0 | 0 | 1 | 0 | 0 | 0 |
| 26 | Abby Roskovich | 5 | 0 | 0 | 0 | 0 | 2 | 0 | 0 | 1 |
| 19 | Rachel Florek | 5 | 0 | 0 | 0 | 0 | 7 | 0 | 4 | 0 |
| 15 | Maddie Birch | 5 | 0 | 0 | 0 | 0 | 10 | 0 | 5 | 10 |
| 8 | Allie Arcidiacono | 5 | 0 | 0 | 0 | 0 | 0 | 0 | 1 | 2 |
| 7 | Lexi Arens | 3 | 0 | 0 | 0 | 0 | 0 | 0 | 4 | 0 |
| 3 | Shay Clevenger | 5 | 0 | 0 | 0 | 0 | 9 | 0 | 0 | 4 |
| 1 | Cassie New | 5 | 0 | 0 | 0 | 0 | 2 | 0 | 6 | 1 |
| Total | | 5 | 53 | 22 | 75 | 136 | 91 | 61 | 92 | 54 |
| Opponents | | 5 | 65 | 30 | 95 | 130 | 104 | 64 | 95 | 49 |

| ## | Goalie | GP | Min. | GA | GAAvg | Save | Pct | W-L-T |
|-----------|---------------|-----------|-------------|-----------|--------------|-------------|------------|--------------|
| 19 | Rachel Florek | 5 | 205:15 | 35 | 10.23 | 30 | .462 | 1-3-0 |
| 44 | Jen Schaaf | 1 | 8:44 | 2 | 13.74 | 0 | .000 | 0-0-0 |
| 27 | Lexie Ball | 3 | 92:01 | 28 | 18.26 | 11 | .282 | 0-1-0 |
| Total | | 5 | 306:00 | 65 | 12.75 | 41 | .387 | 1-4-0 |
| Opponents | | 5 | 306:00 | 53 | 10.39 | 47 | .470 | 4-1-0 |

| Goals by Period | 1st | 2nd | OT | Total |
|------------------------|------------|------------|-----------|--------------|
| Louisville | 28 | 25 | 0 | 53 |
| Opponents | 42 | 22 | 1 | 65 |

| Saves by Period | 1st | 2nd | OT | Total |
|------------------------|------------|------------|-----------|--------------|
| Louisville | 23 | 17 | 1 | 41 |
| Opponents | 28 | 18 | 1 | 47 |

| Shots by Period | 1st | 2nd | OT | Total |
|------------------------|------------|------------|-----------|--------------|
| Louisville | 74 | 61 | 1 | 136 |
| Opponents | 77 | 51 | 2 | 130 |

| Shots on Goal | 1st | 2nd | OT | Total |
|----------------------|------------|------------|-----------|--------------|
| Louisville | 56 | 43 | 1 | 100 |
| Opponents | 65 | 39 | 2 | 106 |