



## VIRGINIA CAVALIER WOMEN'S BASKETBALL GAME NOTES

### 2018-19 Schedule/Results

<b>Nov. 9</b>	<b>No. 6 MISSISSIPPI ST</b> <sup>ACCNE</sup>	<b>L, 72-44</b>
Nov. 15	at Kentucky <sup>SEC</sup>	L, 63-51
Nov. 18	at Old Dominion	W, 73-67
<b>Nov. 20</b>	<b>NC A&amp;T</b> <sup>ACCNE</sup>	<b>W, 67-57</b>
<b>Nov. 24</b>	<b>CENTRAL MICHIGAN</b> <sup>%ACCNE</sup>	<b>L, 74-61</b>
<b>Nov. 25</b>	<b>SAINT LOUIS</b> <sup>%ACCNE</sup>	<b>L, 67-65</b>
Nov. 28	at Michigan State <sup>#BTN</sup>	L, 91-66
<b>Dec. 2</b>	<b>COPPIN STATE</b> <sup>ACCNE</sup>	<b>W, 55-41</b>
<b>Dec. 5</b>	<b>AMERICAN</b> <sup>ACCNE</sup>	<b>W, 57-54</b>
<b>Dec. 8</b>	<b>RADFORD</b> <sup>ACCNE</sup>	<b>L, 57-44</b>
Dec. 20	vs Alabama	L, 64-52
Dec. 21	vs South Florida	W, 74-67
<b>Dec. 30</b>	<b>CHARLOTTE</b> <sup>ACCNE</sup>	<b>W, 65-61</b>
<b>Jan. 3</b>	<b>RV/23 FLORIDA STATE</b> <sup>*ACCNE</sup>	<b>L, 63-61</b>
Jan. 6	at Clemson <sup>*ACCNE</sup>	L, 71-65
<b>Jan. 10</b>	<b>VIRGINIA TECH</b> <sup>*ACCNE</sup>	<b>W, 62-58</b>
<b>Jan. 13</b>	<b>No. 8 NC STATE</b> <sup>*ACCNE</sup>	<b>L, 66-38</b>
Jan. 17	at No. 4 Louisville <sup>*ACCNE</sup>	L, 91-43
Jan. 24	at Pitt <sup>*ACCNE</sup>	W, 74-57
<b>Jan. 27</b>	<b>WAKE FOREST</b> <sup>*RSN</sup>	<b>L, 52-42</b>
Jan. 31	at No. 18 Syracuse <sup>*ACCNE</sup>	L, 72-68
Feb. 3	at RV/23 Miami <sup>*ACCNE</sup>	L, 72-59
<b>Feb. 7</b>	<b>BOSTON COLLEGE</b> <sup>*ACCNE</sup>	<b>WOT, 79-77</b>
<b>Feb. 10</b>	<b>DUKE</b> <sup>*ACCNE</sup>	<b>W, 53-47</b>
Feb. 17	at North Carolina <sup>*RSN</sup>	L, 70-53
<b>Feb. 21</b>	<b>No. 4 LOUISVILLE</b> <sup>*ACCNE</sup>	<b>7:00 PM</b>
<b>Feb. 24</b>	<b>GEORGIA TECH</b> <sup>*RSN</sup>	<b>3:00 PM</b>
Feb. 28	at Virginia Tech <sup>*ACCNE</sup>	7:00 PM
Mar. 3	at No. 5 Notre Dame <sup>*RSN</sup>	12:30 PM

ACC Tournament, Greensboro Coliseum

\* ACC game

% Cavalier Classic Tournament

# Big Ten/ACC Challenge

^ Florida Sunshine Classic (Rollins College)

[SEC] - SEC Network

[BTN] - Big Ten Network

[RSN] - ACC Regional Sports Networks

[ACCNE] - ACC Network Extra Streaming

All Times Eastern

Rankings are Associated Press

### Game 26 • Thursday, February 21, 2019 • 7 p.m.

John Paul Jones Arena • Charlottesville, Va.



**Virginia Cavaliers (10-15, 4-8 ACC)**

**vs**

**No. 4 Louisville (23-2, 10-2 ACC)**



- Junior guards Jocelyn Willoughby (East Orange, N.J.) and Dominique Toussaint (Staten Island, N.Y.) are both closing in on 1,000 career points. Willoughby is 10 points shy and Toussaint needs 34
- There are currently 34 members of the UVA 1,000 Point Club. The last player to join was Lauren Moses who hit the threshold last season on Feb. 15. Aliyah Huland El also scored her 1,000th point last year (2/1/18)
- Willoughby has led the team in scoring in each of the last five games and the top rebounder in the last three. She scored 16 points with 10 rebounds at North Carolina
- Willoughby has three-straight double-doubles and four in her last five games
- In the seven games since only scoring two points against Louisville (on 1-of-5 shooting), Willoughby is averaging 18.6 ppg in that span
- Toussaint has scored in double figures in each of the last three games, including scoring 10 points at UNC
- Toussaint had five assists at North Carolina. In the last four games, she is averaging 5.0 assists per game
- Either Willoughby or Toussaint has led the team in scoring in each of the last 11 games
- Sophomore Erica Martinsen (Clarence, N.Y.) scored 13 points at North Carolina, her first double-digit scoring performance since scoring 15 against Saint Louis on Nov. 25. Martinsen was 4-of-8 from three-point range
- Martinsen has averaged 17.5 minutes in the last two games. Her season average is 11.3 minutes per game
- The Cavaliers were 8-of-10 from the free throw line at North Carolina. UVA has shot 70 percent or better from the stripe in each of the last five games
- The Cavaliers are fourth in the ACC in turnover margin in conference games (+3.3). In the last six games, Virginia has either matched or had fewer turnovers than its opponent. During non-conference games, UVA had 5.1 more turnovers per game than its opponents
- Virginia scored 21 points off of UNC turnovers in the last game and 26 points off turnovers in the victory over Boston College
- Virginia sits alone in 10th place in the ACC rankings

### Last Game Starting Lineup

G	1	Brianna Tinsley	So.	8.5 ppg	2.8 rpg	46 assts/24 stls
• Career-high 19 pts at Michigan State, Florida State and Syracuse						
G	4	Dominique Toussaint	Jr.	11.8 ppg	3.9 rpg	81 assts/ 23 stls
• Last year's leading scorer; matched her career high with 19 points at Pitt						
G	13	Jocelyn Willoughby	Jr.	14.0 ppg	7.9 rpg	44 ast/29 stls/17 blk
• Scored a career-high 26 points against BC; 10 points shy of 1,000 in her career						
F	14	Lisa Jablonowski	Jr.	6.3 ppg	6.2 rpg	31 ast/29 stl/16 blk
• First career double-double against Radford; career-high 17 points against Charlotte						
F	32	Mone Jones	Sr.	6.9 ppg	4.4 rpg	26 assts/15 stl/21 blk
• Career-high 16 points against Boston College						

- ## SUNDAY, FEBRUARY 24



## HEAD COACH TINA THOMPSON QUICK FACTS

- First season at Virginia; first season as a head coach
- Spent previous three seasons as assistant coach at Texas, elevated to associate head coach in her third season
- Inducted into the Naismith Hall of Fame on Sept. 7, 2018
- Enshrined in the Women's Basketball Hall of Fame on June 9, 2018
- Olympic Gold Medalist in Athens in 2004 and 2008 in Beijing. Also won a gold at the 1998 World Cup in Germany and a bronze in 2006 in Brazil
- 4× WNBA champion (1997-2000)
- 9× WNBA All-Star (1999-2003, 2006, 2007, 2009, 2013)
- WNBA All-Star Game MVP (2000)
- 3× All-WNBA First Team (1997, 1998, 2004)
- 4× All-WNBA Second Team (1999-2002)
- First player selected in the first WNBA Draft (1997) by the Houston Comets
- First WNBA player to have 7,000 points and 3,000 rebounds
- Was the WNBA's all-time leading scorer at the time of her retirement (2013) with 7,488 points in 496 games played (15.1 ppg)
- She finished her collegiate career ranked fifth on Southern California's career lists in scoring (2,248 points) and (1,168 rebounds)

## WNBA TIES

- Virginia is led by first-year head coach Tina Thompson. Thompson is in her fourth year of coaching overall, spending three seasons at Texas (two as an assistant and the 2017-18 year as the associate head coach) before taking the job at UVA. Thompson was inducted into both the Naismith Hall of Fame and the Women's Basketball Hall of Fame. Thompson was the first-ever pick in the WNBA draft, is a four-time WNBA champion, nine-time WNBA All-Star and was the league's all-time leading scorer at the time of her retirement in 2013, scoring 7,488 points in 496 games played.
- The Virginia coaching staff has quite the WNBA flair. In addition to Tina Thompson, assistant coach La'Keshia Frett Meredith played seven seasons in the WNBA, including making three appearances in the Western Conference Finals, after a two-year stint in the American Basketball League. Frett Meredith retired from the WNBA to take a full-time coaching position at her alma mater, serving as an assistant coach for Georgia from 2005-11. Associate head coach Karleen Thompson is a coaching veteran in the WNBA with the Houston Comets, Los Angeles Sparks and most recently with the Atlanta Dream. Thompson joined the coaching staff of the Houston Comets in 2005, serving as an assistant coach for two seasons before being promoted to head coach and acting general manager of from 2007-08. Before coaching with the Comets, Thompson spent eight years in the Los Angeles Sparks organization. She joined the Sparks in 1997. In 2004, she served as interim co-head coach following the mid-season departure of Michael Cooper to join the staff of the Denver Nuggets of the NBA. Thompson helped the Sparks to WNBA titles in 2001 and 2002

## WELCOME BACK, BRE

- Former Virginia women's basketball guard Breyana Mason has joined Tina Thompson's staff as the director of scouting and video services
- Mason was a four-year starting guard for the Cavalier women's basketball team (2014-17), finishing her career ranked 26th on the all-time scoring list with 1,080 points. Mason was a three-time All-ACC Academic Team member and was the fourth player in program history to earn the prestigious Weaver-James-Corrigan ACC Postgraduate Scholarship, and one of just 28 ACC women's basketball players to have earned the honor. She was a two-time recipient of the Christine J. Toretti Scholarship for Academic Excellence as well earning the Ralph Sampson Scholarship Award for excellence in leadership, academics and athletics
- A native of Woodbridge, Va., she was voted the 2013 Gatorade Virginia State Player of the Year as well as being a Parade Magazine All-American as a star at Forest Park High
- Mason is a double graduate of the University of Virginia, earning a B.A. in American studies in 2017 and an M.Ed. in educational psychology with a concentration in applied development science in August of 2018

## VIRGINIA STORYLINES AND FUN FACTS

- The Cavaliers have a very international flair. Joining Nigeria's Felicia Aiyetan and Luxembourg's Lisa Jablonowski is redshirt freshman guard Amandine Toi from Paris. Toi was a member of the French U19 Junior National Team and competed at the 2017 U19 FIBA Women's Basketball World Cup in Italy, finishing in fifth place. Toi missed all of last season after sustaining an injury to her left knee right before the start of the season. This year, she sustained an injury to her right knee in practice the week before the start of the season
- Jablonowski is fluent in English, German, French and Luxembourgish. Her family is originally from Poland, but she is not fluent in Polish. Aiyetan speaks English and Yoruba. Toi speaks English and French. Jocelyn Willoughby is a native English speaker, but was a member of the UVA Spanish club and is not quite fluent in Spanish
- Jablonowski has made the most of her time in the United States, traveling extensively, including doing a driving tour of the West this summer, including Southern Utah and Colorado. She has also visited New York City and other major metropolitan areas
- Mone Jones is majoring in drama. Right before the season began, she was the stage manager for the play The Wolves being produced by the UVA Department of Drama at the Ruth Caplin Theatre
- Dominique Toussaint is also majoring in drama
- Khyasia Caldwell is a two-sport athlete at UVA. She is a long jumper on the track & field team during outdoor season. Last year, she was the ACC runner-up in the long jump, capturing a mark of 6.10m (20'0.25") for second place and earning All-ACC honors. She ranks 10th in the UVA record book with a PR 6.12m (20' 1") in the event last year



**STORYLINES AND FUN FACTS CONTINUED**

- Freshman Erica Martinsen and Felicia Aiyeotan were teammates at Blair Academy for one year
- Brianna Tinsley's hometown is Madison, Va., but she went to high school at Charlottesville's St. Anne's-Belfield, the campus of which is only 3/4's of a mile from John Paul Jones Arena Felicia Aiyeotan, a 6-9 center from Lagos, Nigeria who was the tallest active player in NCAAWBB last season, was the conference leader in blocked shots last season and comes into her junior season tied for fourth in UVA history in that statistical category. A member of the ACC All-Defensive team, she started 27 of 33 games, averaging 7.4 points per game with seven double-doubles
- Aiyeotan did not start playing basketball until she was 12 years old. She was convinced to attend a camp put on by the Hope 4 Girls foundation, which changed the course of her life. Aiyeotan grew up in a poor section of Lagos and attended public school. With her height, she was forced to sit in the back of the class (with class sizes of 120 or more), couldn't ask questions, and felt quite isolated. She was relentlessly bullied because of her height and was very isolated and shy. After discovering basketball, she found her calling, and built her self-esteem, breaking out of her shell. The organization, whose mission is "to provide opportunities to empower young women to become leaders in their communities through sport and education" was founded by Mobolaji Akiode (known as MoBo), a former Fordham basketball player and Olympian with the Nigerian National team. They helped Felicia obtain a scholarship to come to the US for high school, where she played first at Neumann-Goretti before finishing her senior season at Blair Academy. Felicia has been back to Nigeria each of the last two summers (about two week trips each time). It is her goal to go back after graduating and be a role model for others in a community that is very short on strong, powerful, successful female figures
- More from Aiyeotan: "Most schools just have soccer fields. There weren't basketball courts or gyms at my school because it was a public school. They don't have a lot of resources for that. Where I lived, though, there was an outdoor basketball court. I would go there on the weekends because during the week, I had to go to tutoring. At that time I wasn't fully into basketball. Since it was outdoors, the weather would sometimes mess your schedule up because it would rain." She came to the United States before her freshman year in high school. She spent three years at Neumann Goretti High in Philadelphia (where they were the No. 1 team in the nation her junior year before transferring to Blair Academy in New Jersey for her senior year. Pounded Yam Egusi Soup is her favorite dish from home that her mom makes. "Pounded yam looks like dough, like mashed potatoes and then Egusi soup is made out of melon and vegetables. You can add whatever you want, if you want beef or fish, but it is spicy." She really misses the spice of Nigerian food

**OFFCOURT NOTES ON JOCELYN WILLOUGHBY**

- Jocelyn Willoughby is the non-voting, student-athlete member of the NCAA Division I Women's Basketball Oversight Committee. Willoughby is the lone student-athlete on the 15-member committee with her tenure running through June 2020. The goals of the committee are to advance the game and perception of women's basketball, improve the student-athlete experience and put an emphasis on the personal growth of student athletes. Along with the goals, it will also work to supervise qualifications and/or selection procedures for the NCAA Division I Women's Basketball Championship and provide direction to the NCAA Division I Women's Basketball Rules Committee regarding playing rules.
- Willoughby is also a Meriwether Lewis Institute for Citizen Leadership Fellow (Class of 2020 cohort). Each year, 25 students are selected to become Fellows in the fall of their second year. Incorporating academic, experiential, and applied learning elements, the program includes a School of Architecture course on "Foundations in Design Thinking" for Fellows in the second-year spring semester. Subsequent components include a six-week summer leadership institute, a Batten School "Leadership in Practice" seminar in the third-year spring semester, and ongoing work to improve the University in their fourth years.
- During UVA's Fall Convocation Ceremony on October 26, Willoughby received a certificate of Intermediate Honors, a distinction given to third-year students who are among the top 20 percent of their class in the College of Arts & Sciences. Willoughby is completing her undergraduate degree in Global Development Studies a year early (she will graduate in May), and she will complete her Master's in Public Policy degree (which she has already begun) in the spring of 2020. She is also an Office of African-American Affairs Peer Advisor
- Willoughby has also been given the honor of living on the Lawn this year, one of the top honors awarded to fourth-year students at the University. Willoughby, who is athletically a junior, will graduate in May in three years, but will play her fourth year as a grad student next year. Residence on the Lawn recognizes students for unselfish service to the University and Charlottesville/Albemarle County communities, and achievement in their respective fields of activity and academics. Lawn residents are a diverse group of students who represent widely varying activities, backgrounds, and interests. Students selected to live on the Lawn enjoy the distinction earned by their unselfish service and achievement in their respective fields of activity and academics. The nature and quality of service to the University and broader local community is a major consideration in making selections. Once chosen for the Lawn, they assume an obligation to so manage their living as to enhance the general reputation and good name of the University in the eyes of the public, since Lawn rooms are constantly in the public eye. Details of the special obligations include continued involvement in the University community, adherence to University policies in the historic public space, as well taking responsibility for establishing a vibrant and welcoming Lawn community and active participation in events

**NUMERICAL**

NO.	NAME	POS.	HT.	CLASS	HOMETOWN / PREVIOUS SCHOOL
1	Brianna Tinsley	Guard	5-7	So.	Madison, Va./St. Anne's-Belfield
4	Dominique Toussaint	Guard	5-9	Jr.	Staten Island, N.Y./Christ the King
5	Khyasia Caldwell	Guard	5-5	So.	Pocono Summit, Pa./Pocono Mountain East
10	Dani Lawson	Forward	6-2	So.	Cleveland, Ohio/Hathaway Brown High/Purdue
13	Jocelyn Willoughby	Guard	6-0	Jr.	East Orange, N.J./Newark Academy
14	Lisa Jablonowski	Forward	6-3	Jr.	Ernster, Luxembourg/Lycees des Garcons
20	Erica Martinsen	Guard	5-9	Fr.	Clarence, N.Y./IMG Academy
23	Amandine Toi	Guard	5-11	R-Fr.	Paris, France / INSEP Academy
30	Felicia Aiyeotan	Center	6-9	Jr.	Lagos, Nigeria/Blair Academy (N.J.)
32	Moné Jones	Forward	6-3	Sr.	Durham, N.C./Riverside
35	Shakyna Payne	Forward	6-3	Jr.	Acworth, Ga./Southwest Atlanta Christian Academy

**ALPHABETICAL**

NO.	NAME	POS.	HT.	CLASS	HOMETOWN / PREVIOUS SCHOOL
30	Felicia Aiyeotan	Center	6-9	Jr.	Lagos, Nigeria/Blair Academy (N.J.)
5	Khyasia Caldwell	Guard	5-5	So.	Pocono Summit, Pa./Pocono Mountain East
4	Lisa Jablonowski	Forward	6-3	Jr.	Ernster, Luxembourg/Lycees des Garcons
32	Moné Jones	Forward	6-3	Sr.	Durham, N.C./Riverside
10	Dani Lawson	Forward	6-2	So.	Cleveland, Ohio/Hathaway Brown High/Purdue
20	Erica Martinsen	Guard	5-9	Fr.	Clarence, N.Y./IMG Academy
35	Shakyna Payne	Forward	6-3	Jr.	Acworth, Ga./Southwest Atlanta Christian Academy
1	Brianna Tinsley	Guard	5-7	So.	Madison, Va./St. Anne's-Belfield
23	Amandine Toi	Guard	5-11	R-Fr.	Paris, France / INSEP Academy
4	Dominique Toussaint	Guard	5-9	Jr.	Staten Island, N.Y./Christ the King
13	Jocelyn Willoughby	Guard	6-0	Jr.	East Orange, N.J./Newark Academy

**HEAD COACH:** Tina Thompson (Southern California '97), 1st Year at Virginia

**ASSOCIATE HEAD COACH:** Karleen Thompson (Southern California '97), 1st year at Virginia

**ASSISTANT COACH:** La'Keshia Frett Meredith (Georgia '97), 6th year at Virginia

**ASSISTANT COACH:** Jama Sharp (Stetson '15), 1st year at Virginia

**PRONUNCIATION GUIDE**

Felicia Aiyeotan	eye-OH-tahn
Khyasia Caldwell	KIE-Asia
Lisa Jablonowski	LEE-zuh YOB-lo-NOW-skee
Shakyna Payne	shuh-KYE-nuh
Amandine Toi	Ah-mahn-DEEN TWAH
Dominique Toussaint	too-SAWN-t

La'Keshia Frett Meredith

Lah-KEE-shah

# 30 FELICIA AIYEOTAN



**6-9 • Junior • Center • Lagos, Nigeria • Blair Academy (N.J.)**

## 2018-19

- Career-high 16 rebounds against Mississippi State (11/9)
- Sustained a knee injury in the first quarter of the NC A&T game (11/20), missing 11 games before returning to the court to play nine minutes against Virginia Tech (1/10)
- Has missed the last four games (since Jan. 24 at Pitt)

## 2017-18

- ACC All-Defensive Team
- ACC leader in blocked shots, ranked 11th in rebounding Was the tallest active player in NCAA women's basketball
- Seven double-doubles
- Her 69 blocked shots is the fourth-highest single-season total in program history. She has 123 blocked shots in her first three seasons, tied for fourth most in the UVA record book

## 2016-17

- Third in the ACC in blocked shots
- Her 53 blocked shots ranks seventh in the Virginia record book for a single season. Had more blocked shots than the entire team did in 2013-14

## OTHER

- Is 6-9 with a wing span of 7-3
- Played her senior season at Blair Academy (N.J.), averaging 14.0 points per game. As a junior at Nuemann Goretti High in Philadelphia, Pa., won the national title with the team going 30-0 and finishing as the top-ranked high school team in the country
- Rated as the No. 87 overall prospect and No. 14 at her position by ProspectNation and No. 15 among all 2016-17 centers by ESPN HoopGurlz

## 2018-19 GAME-BY-GAME:

Opponent	GS	FG-FGA	3FG-3FGA	FT-FTA	Off-Def	Total Reb	PF	Points	A	TO	Blk	Stl	Min
MISS ST	*	2-6	0-0	0-0	4-12	16	2	4	0	1	4	0	35
at UK	*	4-5	0-0	0-0	2-11	13	1	8	0	4	5	0	32
at ODU	*	4-7	0-0	2-2	3-6	9	3	10	1	2	2	0	24
NC A&T	*	2-2	0-0	0-0	0-1	1	1	4	0	1	2	0	8
C MICH		INJ											
SLU		INJ											
at MSU		INJ											
COPPIN		INJ											
AMERICAN		INJ											
RADFORD		INJ											
vs Alabama		INJ											
vs USF		INJ											
CHARLOTTE		INJ											
FLORIDA ST		INJ											
at Clemson		INJ											
VT		1-2	0-0	0-2	0-0	0	0	2	0	1	0	0	9
NC STATE		1-2	0-0	0-0	0-4	4	1	2	0	1	4	1	15
at Louisville		2-5	0-0	0-0	1-4	5	0	4	0	1	0	2	13
at Pitt		DNP											
WAKE		DNP											
at Syracuse		DNP											
at Miami		DNP											
BC		DNP											
DUKE		DNP											
at UNC		DNP											
LOUISVILLE													
GT													
at VT													
at Notre Dame													

## VIRGINIA CAREER STATISTICS

Year	G-GS	Min/Avg	FG-FGA	Pct.	3FG-A	Pct.	FT-FTA	Pct.	O-D	T	Avg.	Pf-DQ	Ast	TO	Blk	St	Pts	Avg
2016-17	33-0	411/12.5	65-125	.520	0-0	.000	21-32	.656	42-79	121	3.7	28-0	14	39	54	4	151	4.6
2017-18	33-27	738/22.4	112-217	.516	0-0	.000	21-41	.512	74-153	227	6.9	46-0	23	59	69	7	245	7.4
2018-19	7-4	136/19.4	16-29	.552	0-0	.000	2-4	.500	10-38	48	6.9	8-0	1	11	17	3	34	4.9
TOTAL	73-31	1285/17.6	193-371	.520	0-0	.000	44-77	.571	126-270	396	5.4	82-0	38	109	140	14	430	5.9

## SINGLE GAME BESTS

### POINTS

**Season:** 10 at Old Dominion (11/18)  
**Career:** 23 vs Coppin State (11/13/16)

### REBOUNDS

**Season:** 16 vs Mississippi State (11/9)  
**Career:** 16 vs Mississippi State (11/9)

### OFFENSIVE REBOUNDS

**Season:**  
**Career:** 7 vs Notre Dame (2/15/18)

### FG MADE

**Season:**  
**Career:** 10 vs Coppin State (11/13/16)

### FG ATTEMPTS

**Season:**  
**Career:** 12 (2x) last vs Notre Dame (2/15)

### FG PERCENTAGE

**Season:**  
**Career:** 8-of-9 (.889) vs UIC (12/16/16)  
 4-of-4 vs Miami (2/18/18)

### FT MADE

**Season:**  
**Career:** 3

### FT ATTEMPTS

**Season:**  
**Career:** 6 vs Notre Dame (2/15/18)

### ASSISTS

**Season:**  
**Career:** 3 vs Syracuse (12/31/17)

### BLOCKS

**Season:** 5 at Kentucky (11/15)  
**Career:** 6 (multiple)


### STEALS

**Season:**  
**Career:** 2, Nebraska (11/26/16)

### Double Doubles:

**Season:**  
**Career:** 8, last vs Notre Dame (2/15)

# 5 KHYASIA CALDWELL



5-5 • Sophomore • Guard • Pocono Summit, Pa. • Pocono Mountain East

## AT VIRGINIA

### 2018-19

- Made her first career start against Mississippi State (11/9)
- Scored a then-career-high 11 points, going 5-of-5 from the field, against Coppin State (12/2)
- Scored 13 points on 6-of-9 shooting while also grabbing five rebounds at Pitt (1/24)

### 2017-18

- Is a two-sport athlete at UVA, also be competing for the track & field team in the spring during outdoor season
- Appeared in 14 games, scoring 13 points
- Made her collegiate debut at Mississippi State, scoring two points and grabbing a steal in two minutes on the court (11/10)
- Scored four points in four minutes against Manhattan (12/21)
- In track, was the ACC runner-up in the long jump, capturing a mark of 6.10m (20'0.25") for second place and earning All-ACC honors
- Ranks 10th in school history in the long jump at 6.12m (20' 1")

## SINGLE GAME BESTS

### POINTS

Season: 13 at Pitt (1/24)

Career: 13 at Pitt (1/24/19)

### REBOUNDS

Season: 5 (several)

Career: 5 (several)

### FG MADE

Season: 6 at Pitt (1/24)

Career: 6 at Pitt (1/24/19)

### FG ATTEMPTS

Season: 11 vs Mississippi State (11/9)

Career: 11 vs Mississippi State (11/9/18)

### FG PERCENTAGE

Season: 5-of-5 vs Coppin State (12/2)

Career: 5-of-5 vs Coppin State (12/2/18)

### 3 PT FG MADE

Season:

Career:

### 3 PT FG ATTEMPTS

Season:

Career:

### FT MADE

Season:

Career:

### FT ATTEMPTS

Season:

Career:

### ASSISTS

Season: 4 vs USF (12/21)

Career: 4 vs USF (12/21)

### BLOCKS

Season: 2 vs Coppin State (12/2)

Career: 2 vs Coppin State (12/2)

### STEALS

Season: 4 vs USF, 12/21

Career: 4 vs USF, 12/21/18

## 2018-19 GAME-BY-GAME:

Opponent	GS	FG-FGA	3FG-3FGA	FT-FTA	Off-Def	Total Reb	PF	Points	A	TO	Blk	Stl	Min
MISS ST	*	1-11	0-1	1-2	0-2	2	1	3	0	6	0	1	24
at UK	*	1-4	0-0	0-4	2-2	4	4	2	1	3	0	0	19
at ODU		2-2	0-0	1-2	0-1	1	3	5	0	0	0	0	15
NC A&T		2-5	1-1	0-0	2-1	3	0	5	1	2	1	1	18
C MICH		1-3	1-2	0-0	0-0	0	4	3	2	1	1	0	18
SLU		0-3	0-2	0-0	0-2	2	0	0	3	0	0	1	9
at MSU		4-6	1-1	0-0	0-1	1	2	9	1	1	0	0	18
COPPIN		5-5	1-1	0-0	3-2	5	1	11	0	2	2	0	25
AMERICAN		1-3	0-0	2-4	0-3	3	1	4	1	3	0	1	22
RADFORD		3-6	0-1	0-0	3-1	4	2	6	1	1	1	0	22
vs Alabama		0-1	0-0	0-0	1-0	1	1	0	2	0	0	1	11
vs USF		2-6	0-0	3-5	2-3	5	1	7	4	1	0	4	22
CHARLOTTE		0-1	0-0	0-0	1-3	4	1	0	1	1	0	0	10
FLORIDA ST		1-4	0-0	2-2	1-2	3	1	4	1	2	0	0	12
at Clemson		0-0	0-0	0-0	0-0	0	2	0	0	2	0	0	5
VT		1-2	0-1	1-2	2-0	2	1	3	0	0	0	1	11
NC STATE		1-5	0-1	2-2	1-1	2	1	4	0	0	0	0	10
at Louisville		3-5	0-1	1-1	2-0	2	3	7	1	1	0	0	22
at Pitt		6-9	0-0	1-1	0-5	5	3	13	2	1	1	2	22
WAKE		1-5	0-0	0-2	0-1	1	1	2	2	0	0	0	13
at Syracuse	*	1-3	0-0	2-2	2-2	4	1	4	1	3	0	1	23
at Miami		2-4	1-1	2-2	3-2	5	2	7	1	2	0	0	20
BC		0-3	0-0	3-4	3-0	3	1	3	2	0	0	0	10
DUKE		0-2	0-0	0-0	0-0	0	1	0	0	1	0	1	11
at UNC		0-7	0-0	1-2	3-4	7	1	1	3	4	0	3	28
LOUISVILLE													
GT													
at VT													
at Notre Dame													

## VIRGINIA CAREER STATISTICS

Year	G-GS	Min/Avg	FG-FGA	Pct.	3FG-A	Pct.	FT-FTA	Pct.	O-D	T	Avg.	Pf-DQ	Ast	TO	Blk	St	Pts	Avg
2017-18	14-0	37/2.6	5-12	.417	1-2	.500	2-4	.500	1-1	2	0.1	13-0	1	2	0	1	13	0.9
2018-19	25-3	420/16.8	38-105	.362	5-13	.385	22-37	.595	31-38	69	2.8	39-0	30	37	6	17	103	4.1
TOTAL	39-3	457/11.7	43-117	.368	6-15	.400	24-41	.585	32-39	71	1.8	52-0	31	39	6	18	116	3.0

# 14 LISA JABLONOWSKI



6-3 • Junior • Forward • Ernster, Luxembourg • Lycee des Garcons

## AT VIRGINIA

### 2018-19

- Scored seven points with five rebounds at ODU (11/18)
- Scored a career-high 13 points (on 6-of-9 shooting) with nine rebounds (including seven O-boards) against Saint Louis in her first start of the season
- Had her first double-digit rebounding game against American, grabbing 13 rebounds (12/5)
- Had her first career double-double vs Radford, leading the team with 11 points and 11 rebounds (12/8)
- Scored 17 points on 5-of-7 shooting, going 7-of-10 from the free throw line in the win over Charlotte (12/30)
- Scored 10 points on 5-of-7 shooting at Syracuse, also grabbing eight rebounds (1/31)

### 2017-18

- Started the game at Dayton (11/19); made her second start of the season at Virginia Tech (2/11)
- Had five assists and six rebounds in the win over North Carolina (1/25) and followed with a five-rebound performance in 11 minutes on the floor at Georgia Tech (1/28)

### 2016-17

- Moved into the starting lineup for the final nine games of the season
- Made her collegiate debut in the season-opener against Middle Tennessee, scoring four points with four rebounds in 11 minutes
- Had a game-high six rebounds in 13 minutes against Rutgers (11/20)
- Made her first career start against Wake Forest (2/12)
- Had a team-high eight rebounds in the upset win over No. 4 FSU (2/16)

## 2018-19 GAME-BY-GAME:

Opponent	GS	FG-FGA	3FG-3FGA	FT-FTA	Off-Def	Total Reb	PF	Points	A	TO	Blk	Stl	Min
MISS ST		0-2	0-0	0-0	2-0	2	0	0	1	0	0	0	16
at UK		0-2	0-0	0-0	0-1	1	1	0	2	1	0	1	14
at ODU		2-5	1-1	2-2	1-4	5	2	7	0	1	0	1	21
NC A&T		1-3	0-0	3-3	1-1	2	1	5	2	1	0	1	18
C MICH		2-9	0-2	0-0	3-2	5	2	4	1	1	3	1	25
SLU	*	6-9	0-0	1-3	7-2	9	1	13	0	0	0	1	30
at MSU	*	3-6	0-1	0-0	4-1	5	3	6	3	3	0	0	30
COPPIN	*	1-5	0-1	0-2	4-2	6	1	2	2	2	2	1	27
AMERICAN	*	4-8	0-1	1-1	5-8	13	3	9	2	1	0	1	33
RADFORD	*	4-7	0-1	3-4	3-8	11	1	11	1	2	1	2	39
vs Alabama	*	2-6	0-1	4-4	5-5	10	3	8	0	0	3	0	28
vs USF	*	1-3	0-0	1-2	1-4	5	3	3	1	3	1	0	36
CHARLOTTE	*	5-7	0-0	7-10	6-0	6	2	17	2	0	1	2	35
FLORIDA ST	*	4-6	0-1	0-0	3-5	8	1	8	1	1	1	2	38
at Clemson	*	4-6	0-1	2-4	3-2	5	1	10	2	0	0	3	35
VT	*	2-5	0-0	2-2	1-5	6	4	6	0	2	1	2	29
NC STATE	*	0-1	0-1	0-0	1-2	3	1	0	2	2	0	2	33
at Louisville	*	3-7	0-2	0-0	3-2	5	1	6	1	0	0	4	26
at Pitt	*	1-2	0-0	2-2	1-3	4	0	4	1	1	0	0	27
WAKE	*	1-5	0-1	1-2	3-4	7	1	3	0	1	0	2	38
at Syracuse	*	5-7	0-0	0-0	3-5	8	3	10	2	4	0	0	35
at Miami	*	4-9	0-2	1-2	4-3	7	3	9	0	0	0	0	36
BC	*	3-8	0-0	1-2	2-4	6	4	7	3	2	2	0	41
DUKE	*	3-6	1-1	0-0	3-7	10	0	7	1	3	0	2	36
at UNC	*	1-3	0-1	0-0	2-3	5	2	2	1	1	1	1	27
LOUISVILLE													
GT													
at VT													
at Notre Dame													

## SINGLE GAME BESTS

### POINTS

Season: 17 vs Charlotte (12/30)  
Career: 17 vs Charlotte (12/30/18)

### REBOUNDS

Season: 13 vs American (12/5)  
Career: 13 vs American (12/5/18)

### FG MADE

Season: 6 vs Saint Louis (11/25)  
Career: 6 vs Saint Louis (11/25/18)

### FG ATTEMPTS

Season: 9 vs Saint Louis (11/25)  
Career: 9 vs Saint Louis (11/25/18)

### FG PERCENTAGE

Season: 5-7 (.714)(2x) last at Syracuse (1/31)  
Career: 5-7 (.714)(2x) last at Syracuse (1/31/19)

### 3 PT FG MADE

Season:  
Career:

### 3 PT FG ATTEMPTS

Season:  
Career: 2

### FT MADE

Season: 7 vs Charlotte (12/30)  
Career: 7 vs Charlotte (12/30/18)

### FT ATTEMPTS

Season: 10 vs Charlotte (12/30)  
Career: 10 vs Charlotte (12/30/18)

### ASSISTS

Season: 3 at Michigan State (11/28)  
Career: 5 vs North Carolina (1/25/18)

### BLOCKS

Season: 3 (2x) last vs Alabama (12/20)  
Career: 3 (2x)

### STEALS

Season: 4 at Louisville (1/17)  
Career: 4 at Louisville (1/17/19)

### DOUBLE DOUBLE

Season: 1 vs Radford (12/8)  
Career: 1 vs Radford (12/8/18)

## VIRGINIA CAREER STATISTICS

Year	G-GS	Min/Avg	FG-FGA	Pct.	3FG-A	Pct.	FT-FTA	Pct.	O-D	T	Avg.	Pf-DQ	Ast	TO	Blk	St	Pts	Avg
2016-17	32-9	521/16.3	34-80	.425	4-15	.267	6-17	.353	45-38	83	2.6	27-0	22	29	8	30	78	2.4
2017-18	33-2	582/17.6	32-75	.427	3-18	.167	8-16	.500	34-63	97	2.9	31-0	39	30	6	20	75	2.3
2018-19	25-20	753/30.1	62-137	.453	2-18	.111	31-45	.689	71-83	154	6.2	44-0	31	32	16	29	157	6.3
TOTAL	90-31	1856/20.6	128-292	.438	9-51	.176	45-78	.577	150-184	334	3.7	102-0	92	91	30	79	310	3.4



# 32 MONÉ JONES



**6-3 • Senior • Forward • Durham, N.C. • Riverside High School**

## AT VIRGINIA

### 2018-19

- Made her second career start against Mississippi State (11/9)
- Scored a then-career-high 11 points while matching a career high with seven rebounds at ODU. Went 4-of-4 from the floor and 3-of-3 from the line
- Grabbed a career-high 10 rebounds against Central Michigan to lead the team (11/24)
- Matched her previous career high of 12 points in the first half of the Boston College game, finishing with 16 points. Started the game 6-of-7 shooting

### 2017-18

- Missed 10 games, beginning with Hampton (11/21) with a foot injury. Dressed for the Syracuse game (12/31), but did not play. Returned to action against Clemson (1/7)
- Scored 12 points with seven offensive rebounds against Florida State (1/3)

### 2016-17

- Missed the first eight games of the season with a leg injury
- Made her season debut against UIC, scoring 3 ptt in 12 minutes (12/16)
- Scored nine points in 18 minutes against MDES (12/21)

### 2015-16

- Appeared in 33 games with one start, scoring 98 points
- Made her first collegiate start against Virginia Tech

## 2018-19 GAME-BY-GAME:

Opponent	GS	FG-FGA	3FG-3FGA	FT-FTA	Off-Def	Total Reb	PF	Points	A	TO	Blk	Stl	Min
MISS ST	*	2-3	0-0	0-0	1-1	2	3	4	2	4	0	2	33
at UK	*	2-3	1-1	2-2	1-3	4	0	7	3	2	0	1	30
at ODU	*	4-4	0-0	3-3	1-6	7	2	11	1	1	0	0	19
NC A&T	*	1-4	1-3	2-2	0-2	2	3	5	1	2	0	1	27
C MICH	*	3-7	2-3	0-0	3-7	10	3	8	0	0	0	0	35
SLU	*	2-4	0-0	2-4	1-1	2	4	6	1	1	0	0	25
at MSU	*	3-7	0-2	2-2	1-1	2	3	8	0	2	0	0	31
COPPIN	*	3-6	0-1	3-4	0-2	2	4	9	0	2	2	0	22
AMERICAN	*	2-9	0-2	5-6	1-2	3	2	9	3	2	1	0	40
RADFORD	*	1-5	0-0	4-5	2-1	3	2	6	0	0	3	0	37
vs Alabama	*	2-5	0-0	0-0	2-3	5	1	4	0	1	0	1	33
vs USF	*	2-7	0-2	2-2	3-7	10	2	6	1	1	0	0	35
CHARLOTTE	*	1-5	0-1	6-6	2-5	7	2	8	1	1	1	0	35
FLORIDA ST	*	5-10	1-2	1-2	7-0	7	1	12	2	3	0	1	40
at Clemson	*	5-9	0-0	0-0	2-3	5	2	10	2	2	3	2	39
VT	*	1-7	0-3	5-6	4-5	9	4	7	1	1	1	0	37
NC STATE	*	1-4	0-1	5-6	2-1	3	4	7	1	3	0	0	26
at Louisville	*	3-6	1-1	0-0	4-0	4	2	7	0	3	0	0	35
at Pitt	*	1-6	0-2	3-4	3-1	4	3	5	1	1	5	0	34
WAKE	*	1-3	0-0	1-2	2-3	5	3	3	0	1	2	1	32
at Syracuse	*	1-8	0-1	0-0	0-1	1	4	2	0	2	1	1	38
at Miami	*	1-9	0-0	2-2	1-3	4	3	4	2	0	0	2	37
BC	*	7-10	0-0	2-2	2-1	3	3	16	2	0	0	3	44
DUKE	*	2-6	0-3	2-2	1-1	2	3	6	1	1	0	0	38
at UNC	*	1-7	0-1	0-0	1-3	4	2	2	1	1	2	0	39
LOUISVILLE													
GT													
at VT													
at Notre Dame													

## SINGLE GAME BESTS

### POINTS

**Season:** 16 vs Boston College (2/7)  
**Career:** 16 vs Boston College (2/7/19)

### REBOUNDS

**Season:** 10 (2x) vs South Florida (12/21)  
**Career:** 10 (2x) vs South Florida (12/21/18)

### FG MADE

**Season:** 7 vs Boston College (2/7)  
**Career:** 7 vs Boston College (2/7/19)

### FG ATTEMPTS

**Season:** 10 (2x) last vs BC (2/7)  
**Career:** 10 (2x) last vs BC (2/7/19)

### FG Percentage

**Season:** 4-4 at ODU (11/18)  
 7-10 vs BC (2/7)  
**Career:** 4-4 at ODU (11/18/18)

### 3 PT FG MADE

**Season:**  
**Career:**

### 3 PT FG ATTEMPTS

**Season:** 3  
**Career:** 3

### FT MADE

**Season:** 6 vs Charlotte (12/30)  
**Career:** 6 vs Charlotte (12/30/18)

### FT ATTEMPTS

**Season:** 6 (several)  
**Career:** 6 (several)

### FT PERCENTAGE

**Season:** 6-6 vs Charlotte (12/30)  
**Career:** 6-6 vs Charlotte (12/30/18)

### ASSISTS

**Season:** 3 at Kentucky (11/15)  
**Career:** 3 at Kentucky (11/15)

### BLOCKS

**Season:** 5 at Pitt (1/24)  
**Career:** 5 at Pitt (1/24/19)

### STEALS

**Season:** 2 vs Mississippi State  
**Career:** 3

## VIRGINIA CAREER STATISTICS

Year	G-GS	Min/Avg	FG-FGA	Pct.	3FG-A	Pct.	FT-FTA	Pct.	O-D	T	Avg.	Pf-DQ	Ast	TO	Blk	St	Pts	Avg
2015-16	33-1	572/17.3	37-101	.366	0-3	.000	24-32	.750	30-57	87	2.6	69-2	21	43	19	18	98	3.0
2016-17	25-0	243/9.7	12-38	.316	4-12	.333	12-15	.800	8-13	21	0.8	20-1	3	13	2	5	40	1.6
2017-18	15-0	120/8.0	3-16	.188	0-0	.000	2-4	.500	4-2	6	0.4	6-0	6	5	1	1	8	0.5
2018-19	25-25	841/33.6	57-154	.370	6-29	.207	52-62	.839	47-63	110	4.4	65-0	26	37	21	15	172	6.9
TOTAL	98-26	1776/18.1	109-309	.353	10-44	.227	90-113	.796	89-135	224	2.3	160-3	56	98	43	39	318	3.2

# 20 ERICA MARTINSEN



5-9 • Freshman • Guard • Clarence, N.Y. • IMG Academy (Fla.)

## AT VIRGINIA 2018-19

- Made her collegiate debut against Mississippi State, checking in with five minutes remaining in the third quarter, and scored her first career points, knocking down a three with 3:27 remaining in that period
- Led all scorers with 15 points in 13 minutes on 6-of-10 shooting at Kentucky (11/15)
- Went 5-of-9 from three-point range to score a team-high 15 points against Saint Louis (11/25)
- Scored 13 points, going 4-of-8 from three-point range at North Carolina (2/17)

## HIGH SCHOOL

- Played two years at Williamsville East High before playing her junior year at Blair Academy and then finishing with her senior year at IMG Academy
- Helped lead the Blair Academy team to the New Jersey state title in 2016-17
- Eclipsed 1,000 career points as a sophomore and reached the 2,000 point mark in her Senior Day game
- Ranked No. 18 at her position by ESPN HoopGurlz
- Two-time Western New York High School Player of the Year, averaging 32 points per game as a sophomore and 22 points per game as a freshman
- Named MVP by the Amherst Bee her sophomore season
- ECIC II Player of the Year
- After setting the school record for most points in a game with 45, she later broke that record with 50 points in a game. Martinsen also owns the records for most three-pointers in a game (8) and most three's in a season (99) and steals in a season
- Also played with the New Jersey Sparks Nike Elite Youth Basketball League, played three years of EYBL and one season for Albany City Rocks
- Named Best Newcomer at the Rose Classic NYC and All Star Team
- Played in the New York Empire State Games

## 2018-19 GAME-BY-GAME:

Opponent	GS	FG-FGA	3FG-3FGA	FT-FTA	Off-Def	Total Reb	PF	Points	A	TO	Blk	Stl	Min
MISS ST		1-3	1-3	0-0	0-1	1	1	3	0	1	0	1	12
at UK		6-10	3-7	0-0	0-1	1	1	15	0	2	0	0	13
at ODU		0-2	0-2	2-2	1-1	2	1	2	1	1	0	0	7
NC A&T		1-2	1-2	1-2	0-1	1	0	4	0	0	0	0	5
C MICH		2-9	2-8	0-0	1-1	2	1	6	1	1	0	0	13
SLU		5-10	5-9	0-0	2-2	4	1	15	0	1	1	0	30
at MSU		1-6	0-5	0-0	0-3	3	1	2	0	1	0	1	17
COPPIN		DNP											
AMERICAN		DNP											
RADFORD		DNP											
vs Alabama		1-4	1-4	0-0	0-0	0	1	3	0	0	0	0	5
vs USF		3-8	1-5	0-0	0-1	1	2	7	0	1	1	0	15
CHARLOTTE		2-7	2-5	2-2	0-2	2	1	8	1	0	1	3	14
FLORIDA ST		0-3	0-3	0-0	0-1	1	0	0	1	0	0	0	11
at Clemson		1-5	1-5	2-2	2-2	4	4	5	2	1	0	0	11
VT		0-2	0-2	0-0	0-1	1	0	0	1	0	0	1	4
NC STATE		1-5	1-4	0-0	1-0	1	2	3	0	0	0	0	13
at Louisville		1-4	1-3	0-0	1-1	2	0	3	1	1	0	1	10
at Pitt		3-5	3-5	0-0	0-1	1	2	9	0	0	0	0	11
WAKE		0-2	0-1	0-0	0-0	0	0	0	1	0	0	0	5
at Syracuse		0-2	0-2	0-0	1-1	2	0	0	0	0	0	0	4
at Miami		2-3	1-2	0-0	0-0	0	0	5	0	0	1	0	6
BC		1-3	1-3	0-0	0-2	2	1	3	0	0	0	0	7
DUKE		2-6	1-4	1-2	0-1	1	0	6	0	1	1	2	17
at UNC		4-8	4-8	1-1	0-1	1	2	13	0	2	0	2	18
LOUISVILLE													
GT													
at VT													
at Notre Dame													

## SINGLE GAME BESTS

### POINTS

Season: 15 (2x) last vs Saint Louis

### REBOUNDS

Season: 4 vs Saint Louis (11/25)

### FG MADE

Season: 6 at Kentucky (11/15)

### FG ATTEMPTS

Season: 10 (2x) last vs Saint Louis (11/25)

### 3 PT FG MADE

Season: 5 vs Saint Louis (11/25)

### 3 PT FG ATTEMPTS

Season: 9 vs Saint Louis (11/25)

### FT MADE

Season:

### FT ATTEMPTS

Season:

### ASSISTS

Season:

### BLOCKS

Season:

### STEALS

Season:

## VIRGINIA CAREER STATISTICS

Year	G-GS	Min/Avg	FG-FGA	Pct.	3FG-A	Pct.	FT-FTA	Pct.	O-D	T	Avg.	Pf-DQ	Ast	TO	Blk	St	Pts	Avg
2018-19	22-0	248/11.3	37-109	.339	29-92	.315	9-11	.818	9-24	33	1.5	21-0	9	13	5	13	112	5.1

# 35 SHAKYNA PAYNE



6-3 • Junior • Forward • Acworth, Ga. • SW Atlanta Christian Academy

## AT VIRGINIA

### 2018-19

- Scored a career-high six points with a career-high five rebounds at Old Dominion, scoring all her points and grabbing all of her rebounds in the second quarter (11/18)
- Had her first career start against Central Michigan (11/24), grabbing a career-high seven rebounds

### 2017-18

- Scored her first career points against Central Connecticut (11/12)
- Grabbed three rebounds against CCSU (11/12) and Ohio (12/17)

### 2016-17

- Made her collegiate debut in the South Point Shootout game against Nebraska, playing seven minutes

### 2015-16

- Missed the entire season with a leg injury

## SINGLE GAME BESTS

### POINTS

Season: 7 vs Coppin State (12/2)

Career: 7 vs Coppin State (12/2/18)

### REBOUNDS

Season: 7 vs Central Michigan (11/24)

Career: 7 vs Central Michigan (11/24/18)

### FG MADE

Season:

Career:

### FG ATTEMPTS

Season:

Career:

### 3 PT FG MADE

Season:

Career:

### 3 PT FG ATTEMPTS

Season:

Career:

### FT MADE

Season:

Career:

### FT ATTEMPTS

Season:

Career:

### ASSISTS

Season: 2 vs Mississippi State (11/9)

Career: 2 vs Mississippi State (11/9/18)

### BLOCKS

Season: 2 (2x) last at ODU (11/18)

Career: 2 (2x) last at ODU (11/18/18)

### STEALS

Season:

Career:

## 2018-19 GAME-BY-GAME:

Opponent	GS	FG-FGA	3FG-3FGA	FT-FTA	Off-Def	Total Reb	PF	Points	A	TO	Blk	Stl	Min
MISS ST		0-1	0-0	2-2	1-1	2	3	2	2	0	0	0	5
at UK		0-1	0-0	0-0	0-3	3	0	0	0	2	2	0	8
at ODU		3-4	0-0	0-0	1-4	5	1	6	0	2	2	0	17
NC A&T		0-3	0-1	2-2	1-0	1	4	2	0	2	0	0	23
C MICH	*	1-1	0-0	0-0	2-5	7	1	2	0	1	0	0	20
SLU		2-6	0-0	0-0	1-1	2	0	4	0	1	0	0	9
at MSU		0-1	0-0	0-0	0-0	0	2	0	0	0	1	1	6
COPPIN		2-5	0-0	3-5	1-5	6	2	7	0	0	0	0	26
AMERICAN		0-1	0-0	0-0	0-2	2	0	0	0	1	0	0	9
RADFORD		0-0	0-0	0-0	0-0	0	0	0	0	2	0	0	4
vs Alabama		2-6	0-0	0-0	0-6	6	1	4	0	1	0	0	20
vs USF		1-1	0-0	1-1	1-0	1	0	3	0	1	1	0	9
CHARLOTTE		0-1	0-0	0-0	0-1	1	1	0	0	0	0	0	10
FLORIDA ST		0-0	0-0	0-0	0-0	0	0	0	0	0	0	0	2
at Clemson		0-2	0-0	0-0	0-0	0	0	0	0	1	0	0	5
VT		0-1	0-0	0-0	1-1	2	0	0	0	0	0	0	4
NC STATE		0-0	0-0	0-0	1-1	2	0	0	0	0	0	0	6
at Louisville		0-1	0-0	0-0	0-0	0	2	0	0	0	0	0	6
at Pitt		0-1	0-0	0-0	0-1	1	0	0	0	0	0	0	9
WAKE		0-0	0-0	2-2	1-1	2	0	2	0	0	1	1	10
at Syracuse		0-2	0-0	2-2	1-0	1	1	2	0	1	0	0	6
at Miami		0-0	0-0	1-2	0-0	0	1	1	0	0	0	0	6
BC		0-0	0-0	0-0	0-0	0	0	0	0	0	0	0	3
DUKE		0-0	0-0	0-0	0-0	0	0	0	0	0	0	1	6
at UNC		0-1	0-0	0-0	0-0	0	0	0	0	0	0	0	1
LOUISVILLE													
GT													
at VT													
at Notre Dame													

## VIRGINIA CAREER STATISTICS

Year	G-GS	Min/Avg	FG-FGA	Pct.	3FG-A	Pct.	FT-FTA	Pct.	O-D	T	Avg.	Pf-DQ	Ast	TO	Blk	St	Pts	Avg
2015-16	INJURED																	
2016-17	5-0	19/3.8	0-4	.000	0-0	.000	0-2	.000	0-2	2	0.4	1-0	0	1	1	0	0	0.0
2017-18	6-0	30/5.0	2-6	.333	0-0	.000	1-2	.500	2-4	6	1.0	7-0	0	4	0	1	5	0.8
2018-19	25-1	230/9.2	11-39	.282	0-1	.000	13-16	.813	12-32	44	1.8	19-0	2	15	7	3	35	1.4
TOTAL	36-1	279/7.8	13-49	.265	0-1	.000	14-20	.700	14-38	52	1.4	27-0	2	20	8	4	40	1.1

# 1 BRIANNA TINSLEY



5-7 • Sophomore • Guard • Madison, Va. • St. Anne's-Belfield

## AT VIRGINIA

### 2018-19

- Scored a then-career-high 16 points, going 4-of-7 from three-point range, against Central Michigan (11/24)
- Topped that performance two games later by scoring 19 points at Michigan State, going 5-of-9 from three-point range (11/28)
- Matched her career high with a 19-point performance against Florida State (1/3)
- Scored 19 points, going 4-of-8 from three-point range, at Syracuse, also dishing a season-high five assists (1/31)

### 2017-18

- Played in all 33 games, making 28 starts, averaging 19.8 minutes per game
- Averaged 4.1 points and 1.7 rebounds per game
- Made her collegiate debut at Mississippi State, grabbing two rebounds in her first two minutes on the floor. Finished the game with seven points and two rebounds (11/10)
- Made her first career start at Dayton (11/19)
- Scored a season-high 10 points against North Carolina (1/25); followed with eight points and a season-high five rebounds at Georgia Tech (1/28)

## 2018-19 GAME-BY-GAME:

Opponent	GS	FG-FGA	3FG-3FGA	FT-FTA	Off-Def	Total Reb	PF	Points	A	TO	Blk	Stl	Min
MISS ST		2-11	2-4	0-0	0-2	2	0	6	1	2	0	0	24
at UK		2-5	1-3	0-0	0-1	1	3	5	4	3	0	0	16
at ODU	*	1-7	0-4	5-6	1-1	2	2	7	4	3	0	1	30
NC A&T	*	4-9	2-6	0-0	1-2	3	0	10	1	3	0	2	34
C MICH	*	5-14	4-7	2-2	0-0	0	1	16	2	2	0	1	27
SLU	*	2-9	2-7	0-0	0-2	2	0	6	2	2	0	0	23
at MSU	*	6-12	5-9	2-2	0-1	1	2	19	2	3	0	2	32
COPPIN	*	1-7	1-4	0-0	0-5	5	0	3	4	1	0	0	26
AMERICAN	*	1-8	1-4	0-0	0-5	5	1	3	2	1	0	1	27
RADFORD	*	2-14	1-6	2-2	1-4	5	2	7	0	4	0	0	32
vs Alabama	*	4-13	2-7	1-2	0-5	5	1	11	3	1	0	1	33
vs USF	*	3-9	1-3	0-0	2-3	5	2	7	0	2	0	0	19
CHARLOTTE	*	5-14	2-8	0-0	1-2	3	0	12	1	5	0	4	32
FLORIDA ST	*	6-13	3-6	4-5	0-1	1	0	19	1	2	0	2	32
at Clemson	*	3-9	2-6	1-1	1-4	5	3	9	3	4	0	2	32
VT	*	4-12	0-5	7-7	0-4	4	0	15	1	2	0	1	32
NC STATE	*	0-6	0-4	0-0	0-1	1	1	0	1	1	0	0	30
at Louisville	*	2-12	1-8	0-1	0-0	0	0	5	2	1	0	0	33
at Pitt	*	1-5	1-3	2-2	0-2	2	0	5	3	0	0	0	28
WAKE	*	2-13	1-7	0-2	3-1	4	2	5	0	1	0	5	34
at Syracuse	*	6-14	4-8	3-4	1-3	4	2	19	5	1	0	1	36
at Miami	*	3-8	2-6	0-0	1-1	2	2	8	3	4	0	0	28
BC	*	2-10	0-4	3-4	0-2	2	0	7	0	2	0	1	34
DUKE	*	0-6	0-4	0-0	0-3	3	0	0	1	1	0	0	23
at UNC	*	3-9	2-6	1-2	0-3	3	1	9	0	1	0	0	21
LOUISVILLE													
GT													
at VT													
at Notre Dame													

## SINGLE GAME BESTS

### POINTS

Season: 19 (3x) last at Syracuse (1/31)  
Career: 19 (3x) last at Syracuse (1/31/19)

### REBOUNDS

Season: 5 (several)  
Career: 5 (several)

### FG MADE

Season: 6 (several)  
Career: 6 (several)

### FG ATTEMPTS

Season: 14 (several)  
Career: 14 (several)

### 3 PT FG MADE

Season: 5 at Michigan State (11/28)  
Career: 5 at Michigan State (11/28/18)

### 3 PT FG ATTEMPTS

Season: 9 at Michigan State (11/28)  
Career: 9 at Michigan State (11/28/18)

### 3 PT FG PERCENTAGE

Season:  
Career: 4-of-4 vs Miami (2/18)

### FT MADE

Season: 7 vs Virginia Tech (1/10)  
Career: 7 vs Virginia Tech (1/10/18)

### FT ATTEMPTS

Season: 7 vs Virginia Tech (1/10)  
Career: 7 vs Virginia Tech (1/10/19)

### FT PERCENTAGE

Season: 7-7 vs Virginia Tech (1/10)  
Career: 7-7 vs Virginia Tech (1/10/19)

### ASSISTS

Season: 5 at Syracuse (1/31)  
Career: 5 (2x) last at Syracuse (1/31/19)

### STEALS

Season: 5 vs Wake Forest (1/27)  
Career: 5 vs Wake Forest (1/27/19)

## VIRGINIA CAREER STATISTICS

Year	G-GS	Min/Avg	FG-FGA	Pct.	3FG-A	Pct.	FT-FTA	Pct.	O-D	T	Avg.	Pf-DQ	Ast	TO	Blk	St	Pts	Avg
2017-18	33-28	653/19.8	43-133	.323	24-70	.343	24-33	.727	9-47	56	1.7	48-0	50	62	1	14	134	4.1
2018-19	25-23	718/28.7	70-249	.281	40-139	.288	33-42	.786	12-58	70	2.8	25-0	46	52	0	24	213	8.5
TOTAL	58-51	1371/23.6	113-382	.296	64-209	.306	57-75	.760	21-105	126	2.2	73-0	96	114	1	38	347	6.0



# 4 DOMINIQUE TOUSSAINT



5-9 • Junior • Guard • Staten Island, N.Y. • Christ the King

## AT VIRGINIA

### 2018-19

- Led all scorers with 19 points in the season-opener against Mississippi State (11/9)
- Scored a game-high 18 points with a game-high 9 rebounds against NC A&T (11/20), matching her career high in boards
- Had her first career double-double against Saint Louis, scoring 10 points with a career-high 10 assists (11/25)
- Named to the Florida Sunshine Classic All-Tournament Team after scoring a combined 30 points with 13 assists in the two games (12/21)
- Matched her career high with 19 points in the comeback victory over Virginia Tech, including hitting the go-ahead jumper with 52 seconds remaining (1/10/18)
- Had back-to-back 19-point games against Pitt (1/24) and Wake Forest (1/27)

### 2017-18

- Honorable Mention for the All-ACC Team
- Finished the season as the team's leading scorer, averaging 11.4 ppg
- Also led the team in assists with 122. Ranked 10th in the ACC in assists per game (3.7)

### 2016-17

- ACC All-Freshman Team
- Third among ACC freshmen in points per game (9.5)
- Named the ACC Rookie of the Week (Feb. 6)

## HIGH SCHOOL/CLUB

- 2016 Miss New York Basketball, 2016 Gatorade New York State Girls' Basketball Player of the Year

## 2018-19 GAME-BY-GAME:

Opponent	GS	FG-FGA	3FG-3FGA	FT-FTA	Off-Def	Total Reb	PF	Points	A	TO	Blk	Stl	Min
MISS ST	*	7-18	2-5	3-4	1-2	3	1	19	1	3	0	2	32
at UK	*	2-8	1-4	0-0	0-1	1	3	5	5	10	0	0	40-
at ODU	*	4-13	1-6	2-4	0-4	4	2	11	3	1	0	0	35
NC A&T	*	5-11	4-6	4-6	0-9	9	3	18	2	4	2	1	37
C MICH	*	4-13	1-7	2-3	0-0	0	3	11	2	3	1	1	30
SLU	*	3-10	1-4	3-4	1-6	7	3	10	10	5	0	1	37
at MSU	*	3-7	0-2	0-0	0-2	2	2	6	5	5	0	0	33
COPPIN	*	6-13	0-5	2-2	0-3	3	2	14	3	6	1	1	37
AMERICAN	*	3-11	1-7	0-0	0-6	6	3	7	2	3	1	2	39
RADFORD	*	1-10	0-3	2-2	0-4	4	1	4	2	2	0	0	33
vs Alabama	*	4-16	2-7	2-2	0-5	5	2	12	7	4	1	0	36
vs USF	*	6-15	0-4	6-7	0-3	3	1	18	6	3	0	1	35
CHARLOTTE	*	5-11	1-6	0-0	0-4	4	3	11	1	4	1	2	28
FLORIDA ST	*	2-11	0-2	0-0	0-1	1	4	4	3	2	0	1	32
at Clemson	*	4-16	2-7	6-8	0-2	2	4	16	3	5	0	0	37
VT	*	7-16	2-6	3-3	1-4	5	1	19	2	1	0	4	38
NC STATE	*	3-16	1-5	0-0	2-4	6	2	7	1	7	0	0	37
at Louisville	*	4-15	1-4	0-2	0-4	4	3	9	3	9	0	1	28
at Pitt	*	6-14	2-3	5-7	0-7	7	2	19	4	2	0	1	33
WAKE	*	7-18	2-6	3-3	1-4	5	3	19	0	4	1	1	39
at Syracuse	*	2-7	1-5	1-2	0-1	1	5	6	1	1	0	0	19
at Miami	*	4-15	0-3	1-2	0-4	4	1	9	7	2	0	2	31
BC	*	4-9	1-2	8-11	0-4	4	0	17	5	4	1	1	43
DUKE	*	5-8	1-3	3-6	0-4	4	1	14	3	7	0	1	37
at UNC	*	4-11	0-5	2-2	0-1	1	3	10	5	0	0	1	33
LOUISVILLE													
GT													
at VT													
at Notre Dame													

## VIRGINIA CAREER STATISTICS

Year	G-GS	Min/Avg	FG-FGA	Pct.	3FG-A	Pct.	FT-FTA	Pct.	O-D	T	Avg.	Pf-DQ	Ast	TO	Blk	St	Pts	Avg
2016-17	31-30	808/26.1	113-288	.392	25-82	.305	44-59	.746	19-82	101	3.3	77-2	74	96	4	42	295	9.5
2017-18	32-31	949/29.7	129-341	.378	43-139	.309	59-80	.738	10-103	113	3.5	86-2	118	99	3	36	360	11.3
2018-19	25-24	859/34.4	105-312	.337	27-117	.231	58-80	.725	6-89	95	3.8	58-1	86	97	9	24	295	11.8
TOTAL	89-86	2650/29.8	353-956	.369	98-346	.283	162-221	.733	35-278	313	3.5	224-5	282	294	16	103	966	10.9

## SINGLE GAME BESTS

### POINTS

Season: 19 (4x) last vs Wake Forest (1/27)  
Career: 19 (5x) last vs Wake Forest (1/27/19)

### REBOUNDS

Season: 9 vs NC A&T (11/20)  
Career: 9 vs NC A&T (11/20/18)

### FG MADE

Season: 7 (3x) last vs Wake Forest (1/27)  
Career: 8 vs Maryland (11/29/18)

### FG ATTEMPTS

Season: 18 (2x) vs Wake Forest (1/27)  
Career: 18 (4x)

### 3 PT FG MADE

Season: 4 vs NC AT (11/20)  
Career: 4 vs NC AT (11/20/18)

### 3 PT FG ATTEMPTS

Season: 6 (2x)  
Career: 8 (2x)

### FT MADE

Season: 6 (2x)  
Career: 6 (several)

### FT ATTEMPTS

Season: 8 at Clemson (1/6)  
Career: 8 (several)

### FT PERCENTAGE

Season: 6-7 vs USF (12/21)  
Career: 6-6 vs Pitt (12/28/17)

### ASSISTS

Season: 10 vs Saint Louis (11/25)  
Career: 10 vs Saint Louis (11/25/18)

### BLOCKS

Season:  
Career: 2

### STEALS

Season: 4 vs Virginia Tech (1/10)  
Career: 4 (several)

### DOUBLE DOUBLES

Season: 1 vs Saint Louis (11/25)  
Career: 1 vs Saint Louis (11/25/18)

# 13 JOCELYN WILLOUGHBY



**6-0 • Junior • Guard/Forward • East Orange, N.J. • Newark Academy**

## 2018-19

- Scored a team-high 14 points with eight rebounds at ODU, going 7-of-7 from the free throw line (11/18)
- Grabbed a career-high 13 rebounds against Saint Louis (11/25)
- Had the Cavaliers' first 20-point performance of the season, matching her career high by scoring 25 points against American, going 5-of-7 from three-point range (12/5)
- Named to the Florida Sunshine Classic All-Tournament Team after scoring 23 points in the comeback victory over South Florida (12/21)
- Grabbed the 500th rebound of her career at Clemson (1/6)
- Had a 25-point game at Syracuse, going 10-of-13 from three free throw line. Also grabbed 12 rebounds for her fourth double-double of the season (1/31)
- Scored a career-high 26 points in the overtime victory over BC, her second 25-point performance in a three-game span. She took 27 shots in the game, which was the most by an ACC player in a single game this season (as of 2/7)
- Head her second-straight double-double and second-straight 20-point game, scoring 20 points with 10 rebounds in the win over Duke (2/10)

## 2017-18

- All-ACC Academic Team, second time earning the honor
- Started all 33 games for the Cavaliers; was the only player to start every game this season; has started every game of her career
- Third on the team in scoring with 9.6 points per game and second in rebounding at 5.4 per game

## 2016-17

- ACC All-Freshman Team; ACC All-Academic Team

## HIGH SCHOOL/CLUB

- 2016 Gatorade New Jersey Girl's Basketball Player of the Year

## 2018-19 GAME-BY-GAME:

Opponent	GS	FG-FGA	3FG-3FGA	FT-FTA	Off-Def	Total Reb	PF	Points	A	TO	Blk	Stl	Min
MISS ST	*	1-6	0-0	1-4	2-1	3	2	3	0	6	0	1	19
at UK	*	3-7	1-1	2-2	2-5	7	4	9	1	4	0	2	28
at ODU	*	3-10	1-4	7-7	1-7	8	2	14	4	4	0	0	32
NC A&T	*	5-10	2-5	2-2	2-4	6	2	14	3	1	0	2	30
C MICH	*	4-10	2-4	1-2	3-1	4	3	11	3	4	0	1	32
SLU	*	4-11	2-4	1-2	1-12	13	1	11	2	3	1	1	37
at MSU	*	5-10	2-3	4-4	4-7	11	4	16	5	7	1	0	33
COPPIN	*	3-11	3-5	0-0	2-12	14	1	9	2	4	3	1	37
AMERICAN	*	9-15	5-7	2-2	1-3	4	2	25	1	3	0	2	30
RADFORD	*	3-15	0-2	4-5	5-5	10	2	10	4	1	4	1	33
vs Alabama	*	4-15	2-7	0-0	2-6	8	3	10	1	2	1	0	34
vs USF	*	8-13	4-7	3-5	3-4	7	4	23	0	2	0	0	29
CHARLOTTE	*	3-10	2-4	1-4	0-7	7	2	9	1	3	0	1	36
FLORIDA ST	*	6-15	2-3	0-0	2-6	8	1	14	3	1	1	1	33
at Clemson	*	5-11	2-6	3-4	6-3	9	4	15	2	7	1	1	36
VT	*	3-12	2-4	2-2	2-3	5	1	10	0	1	0	1	36
NC STATE	*	5-13	3-3	2-3	1-7	8	1	15	0	2	1	0	30
at Louisville	*	1-5	0-2	0-0	1-3	4	3	2	1	3	0	1	27
at Pitt	*	5-11	1-5	8-8	1-5	6	3	19	2	3	1	3	36
WAKE	*	3-12	0-5	2-3	3-5	8	4	8	1	6	0	1	29
at Syracuse	*	7-15	0-4	11-13	6-6	12	1	25	2	3	0	4	39
at Miami	*	6-16	1-3	3-4	2-2	4	2	16	2	2	1	0	36
BC	*	11-27	0-4	4-4	5-6	11	3	26	2	1	2	3	43
DUKE	*	5-14	1-4	9-9	3-7	10	4	20	1	2	0	2	32
at UNC	*	6-18	1-4	3-3	1-9	10	4	16	1	1	0	0	33
LOUISVILLE													
GT													
at VT													
at Notre Dame													

## SINGLE GAME BESTS

### POINTS

**Season:** 26 vs Boston College (2/7)  
**Career:** 26 vs Boston College (2/7/19)

### REBOUNDS

**Season:** 14 vs Coppin State (12/2)  
**Career:** 14 vs Coppin State (12/2/18)

### FG MADE

**Season:** 11 vs Boston College (2/7)  
**Career:** 11 vs Boston College (2/7/19)

### FG ATTEMPTS

**Season:** 27 vs Boston College (2/7)  
**Career:** 27 vs Boston College (2/7/19)

### 3 PT FG MADE

**Season:** 5 vs American (12/5)  
**Career:** 5 vs American (12/5/18)

### 3 PT FG ATTEMPTS

**Season:** 7 vs American (12/5)  
**Career:** 7 vs American (12/5/18)

### 3 PT SHOOTING PERCENTAGE

**Season:** 5-of-7 (.714) vs American (12/5)  
3-of-3 vs NC State (1/13)  
**Career:** 5-of-7 (.714) vs American (12/5/18)

### FT MADE

**Season:** 11 at Syracuse (1/31)  
**Career:** 12 vs Dayton (12/29/16)

### FT ATTEMPTS

**Season:** 13 at Syracuse (1/31)  
**Career:** 14 vs Dayton (12/29/16)

### FT PERCENTAGE

**Season:** 9-9 vs Duke (2/20)  
**Career:** 9-9 vs Duke (2/20/19)  
12-of-14 (.857) vs Dayton (12/29/16)

### ASSISTS

**Season:** 5 at Michigan State (11/28)  
**Career:** 5 at Michigan State (11/28/18)

### BLOCKS

**Season:** 3 vs Coppin State (12/2)  
**Career:** 3 (2x) last vs Coppin State (12/2/18)

### STEALS

**Season:** 4 vs Syracuse (1/31)  
**Career:** 6 at Georgia (12/19/16)

### DOUBLE DOUBLES

**Season:** 7 last at UNC (2/17)  
**Career:** 11 last at UNC (2/17/19)

## VIRGINIA CAREER STATISTICS

Year	G-GS	Min/Avg	FG-FGA	Pct.	3FG-A	Pct.	FT-FTA	Pct.	O-D	T	Avg.	Pf-DQ	Ast	TO	Blk	St	Pts	Avg
2016-17	33-33	987/29.9	109-288	.378	8-39	.205	98-132	.742	71-133	204	6.2	110-8	55	94	13	55	324	9.8
2017-18	33-33	961/29.1	114-282	.404	25-56	.446	63-74	.851	57-122	179	5.4	93-5	32	66	8	42	316	9.6
2018-19	25-25	820/32.8	118-312	.378	39-100	.390	75-92	.815	61-136	197	7.9	63-0	44	76	17	29	350	14.0
TOTAL	91-91	2768/30.4	341-882	.387	72-195	.369	236-298	.792	189-391	580	6.4	266-13	131	236	38	126	990	10.9



### 2018-19 Virginia Women's Basketball Virginia Combined Team Statistics (as of Feb 17, 2019) All games

RECORD:	OVERALL	HOME	AWAY	NEUTRAL
ALL GAMES	10-15	7-7	2-7	1-1
CONFERENCE	4-8	3-3	1-5	0-0
NON-CONFERENCE	6-7	4-4	1-2	1-1

#	Player	gp-gs	min	avg	Total		3-Point		F-Throw		Rebounds				pf	dq	a	to	blk	stl	pts	avg
					fg-fga	fg%	3fg-fga	3fg%	ft-fa	ft%	off	def	tot	avg								
13	Jocelyn Willoughby	25-25	820	32.8	118-312	.378	39-100	.390	75-92	.815	61	136	197	7.9	63	0	44	76	17	29	350	14.0
04	Dominique Toussaint	25-24	859	34.4	105-312	.337	27-117	.231	58-80	.725	6	89	95	3.8	58	1	86	97	9	24	295	11.8
01	Brianna Tinsley	25-23	718	28.7	70-249	.281	40-139	.288	33-42	.786	12	58	70	2.8	25	0	46	52	0	24	213	8.5
32	Mone Jones	25-25	841	33.6	57-154	.370	6-29	.207	52-62	.839	47	63	110	4.4	65	0	26	37	21	15	172	6.9
14	Lisa Jablonowski	25-20	753	30.1	62-137	.453	2-18	.111	31-45	.689	71	83	154	6.2	44	0	31	32	16	29	157	6.3
20	Erica Martinsen	22-0	248	11.3	37-109	.339	29-92	.315	9-11	.818	9	24	33	1.5	21	0	9	13	5	13	112	5.1
30	Felicia Aiyetan	7-4	136	19.4	16-29	.552	0-0	.000	2-4	.500	10	38	48	6.9	8	0	1	11	17	3	34	4.9
05	Khyasia Caldwell	25-3	420	16.8	38-105	.362	5-13	.385	22-37	.595	31	38	69	2.8	39	0	30	37	6	17	103	4.1
35	Shakyna Payne	25-1	230	9.2	11-39	.282	0-1	.000	13-16	.813	12	32	44	1.8	19	0	2	15	7	3	35	1.4
Team											51	60	111					10				
Total.....		25	5025		514-1446	.355	148-509	.291	295-389	.758	310	621	931	37.2	342	1	275	380	98	157	1471	58.8
Opponents.....		25	5025		618-1505	.411	176-524	.336	219-316	.693	303	651	954	38.2	403	-	339	354	83	185	1631	65.2

TEAM STATISTICS	VA	OPP	Date	Opponent	Score	Att.
SCORING	1471	1631	11/09/18	MISSISSIPPI ST.	L 44-72	4453
Points per game	58.8	65.2	11/15/18	at Kentucky	L 51-63	4989
Scoring margin	-6.4	-	11/18/18	at Old Dominion	W 73-67	2137
FIELD GOALS-ATT	514-1446	618-1505	11/20/18	N.C. A&T	W 67-57	10000
Field goal pct	.355	.411	11/24/18	CENTRAL MICH.	L 61-74	2572
3 POINT FG-ATT	148-509	176-524	11/25/18	SAINT LOUIS	L 65-67	2413
3-point FG pct	.291	.336	11/28/18	at Michigan St.	L 66-91	4219
3-pt FG made per game	5.9	7.0	12/02/18	COPPIN ST.	W 55-41	2304
FREE THROWS-ATT	295-389	219-316	12/05/18	AMERICAN	W 57-54	2549
Free throw pct	.758	.693	12/08/18	RADFORD	L 44-57	2365
F-Throws made per game	11.8	8.8	12/20/18	vs Alabama	L 52-64	298
REBOUNDS	931	954	12/21/18	vs USF	W 74-67	373
Rebounds per game	37.2	38.2	12/30/18	CHARLOTTE	W 65-61	2841
Rebounding margin	-0.9	-	* 01/03/19	FLORIDA ST.	L 61-63	2376
ASSISTS	275	339	* 01/06/19	at Clemson	L 65-71	1056
Assists per game	11.0	13.6	* 01/10/19	VIRGINIA TECH	W 62-58	2703
TURNOVERS	380	354	* 01/13/19	NC STATE	L 38-66	2530
Turnovers per game	15.2	14.2	* 01/17/19	at Louisville	L 43-91	7834
Turnover margin	-1.0	-	* 1/24/19	at Pitt	W 74-57	447
Assist/turnover ratio	0.7	1.0	* 01/27/19	WAKE FOREST	L 42-52	3898
STEALS	157	185	* 01/31/19	at Syracuse	L 68-72	1585
Steals per game	6.3	7.4	* 02/03/19	at RV/#23 Miami	L 59-72	1059
BLOCKS	98	83	* 02/07/19	BOSTON COLLEGE	Wot 79-77	2382
Blocks per game	3.9	3.3	* 02/10/19	DUKE	W 53-47	3536
ATTENDANCE	46922	27442	* 02/17/19	at North Carolina	L 53-70	3445
Home games-Avg/Game	14-3352	9-2975				
Neutral site-Avg/Game	-	2-336				

\* - Conference game

Score by Periods	1st	2nd	3rd	4th	OT	Totals
Virginia	324	309	411	410	17	1471
Opponents	408	392	418	398	15	1631

**2018-19 Virginia Women's Basketball  
Virginia Combined Team Statistics (as of Feb 17, 2019)  
Conference games only**

<b>RECORD:</b>	<b>OVERALL</b>	<b>HOME</b>	<b>AWAY</b>	<b>NEUTRAL</b>
ALL GAMES	4-8	3-3	1-5	0-0
CONFERENCE	4-8	3-3	1-5	0-0
NON-CONFERENCE	0-0	0-0	0-0	0-0

#	Player	gp-gs	min	avg	Total		3-Point		F-Throw		Rebounds								pts	avg		
					fg-fga	fg%	3fg-fga	3fg%	ft-fa	ft%	off	def	tot	avg	pf	dq	a	to			blk	stl
13	Jocelyn Willoughby	12-12	410	34.2	63-169	.373	13-47	.277	47-53	.887	33	62	95	7.9	31	0	17	32	7	17	186	15.5
04	Dominique Toussaint	12-11	407	33.9	52-156	.333	13-51	.255	32-46	.696	4	40	44	3.7	29	1	37	44	2	13	149	12.4
01	Brianna Tinsley	12-12	363	30.3	32-117	.274	16-67	.239	21-28	.750	6	25	31	2.6	11	0	20	20	0	12	101	8.4
32	Mone Jones	12-12	439	36.6	29-85	.341	2-14	.143	21-26	.808	29	22	51	4.3	34	0	13	18	14	10	81	6.8
14	Lisa Jablonowski	12-12	401	33.4	31-65	.477	1-10	.100	9-14	.643	29	45	74	6.2	21	0	14	17	5	18	72	6.0
05	Khyasia Caldwell	12-1	187	15.6	16-49	.327	1-4	.250	15-20	.750	17	17	34	2.8	18	0	13	16	1	8	48	4.0
20	Erica Martinsen	12-0	117	9.8	15-48	.313	13-42	.310	4-5	.800	5	11	16	1.3	11	0	6	5	2	8	47	3.9
30	Felicia Aiyetotan	3-0	37	12.3	4-9	.444	0-0	.000	0-2	.000	1	8	9	3.0	1	0	0	3	4	3	8	2.7
35	Shakyna Payne	12-0	64	5.3	0-8	.000	0-0	.000	5-6	.833	4	4	8	0.7	4	0	0	2	1	2	5	0.4
	Team										24	19	43				7					
	Total.....	12	2425		242-706	.343	59-235	.251	154-200	.770	152	253	405	33.8	160	1	120	164	36	91	697	58.1
	Opponents.....	12	2425		307-694	.442	84-235	.357	98-141	.695	146	327	473	39.4	200	-	167	204	52	81	796	66.3

<b>TEAM STATISTICS</b>	<b>VA</b>	<b>OPP</b>	<b>Date</b>	<b>Opponent</b>	<b>Score</b>	<b>Att.</b>
SCORING	697	796	* 01/03/19	FLORIDA ST.	L 61-63	2376
Points per game	58.1	66.3	* 01/06/19	at Clemson	L 65-71	1056
Scoring margin	-8.2	-	* 01/10/19	VIRGINIA TECH	W 62-58	2703
FIELD GOALS-ATT	242-706	307-694	* 01/13/19	NC STATE	L 38-66	2530
Field goal pct	.343	.442	* 01/17/19	at Louisville	L 43-91	7834
3 POINT FG-ATT	59-235	84-235	* 1/24/19	at Pitt	W 74-57	447
3-point FG pct	.251	.357	* 01/27/19	WAKE FOREST	L 42-52	3898
3-pt FG made per game	4.9	7.0	* 01/31/19	at Syracuse	L 68-72	1585
FREE THROWS-ATT	154-200	98-141	* 02/03/19	at RV/#23 Miami	L 59-72	1059
Free throw pct	.770	.695	* 02/07/19	BOSTON COLLEGE	Wot 79-77	2382
F-Throws made per game	12.8	8.2	* 02/10/19	DUKE	W 53-47	3536
REBOUNDS	405	473	* 02/17/19	at North Carolina	L 53-70	3445
Rebounds per game	33.8	39.4				
Rebounding margin	-5.7	-				
ASSISTS	120	167				
Assists per game	10.0	13.9				
TURNOVERS	164	204				
Turnovers per game	13.7	17.0				
Turnover margin	+3.3	-				
Assist/turnover ratio	0.7	0.8				
STEALS	91	81				
Steals per game	7.6	6.8				
BLOCKS	36	52				
Blocks per game	3.0	4.3				
ATTENDANCE	17425	15426				
Home games-Avg/Game	6-2904	6-2571				
Neutral site-Avg/Game	-	0-0				

\* - Conference game

<b>Score by Periods</b>	<b>1st</b>	<b>2nd</b>	<b>3rd</b>	<b>4th</b>	<b>OT</b>	<b>Totals</b>
Virginia	159	145	188	188	17	697
Opponents	190	178	228	185	15	796



## Official Basketball Box Score -- Game Totals -- Final Statistics

### Mississippi St. vs Virginia

11/09/18 7:00 pm at

#### Mississippi St. 72 • 2-0

#	Player		Total		3-Ptr	Rebounds			PF	TP	A	TO	Blk	Stl	Min
			FG-FGA	FG-FGA	FT-FTA	Off	Def	Tot							
05	Anriel Howard	f	4-8	0-1	0-0	5	4	9	3	8	1	1	3	0	20
55	Chloe Bibby	f	5-12	3-7	0-0	2	4	6	2	13	2	2	0	3	32
15	Teaira McCowan	c	5-10	0-0	2-2	3	9	12	4	12	2	0	0	3	29
10	Jazzmun Holmes	g	3-7	0-0	2-2	0	0	0	2	8	4	2	0	3	31
24	Jordan Danberry	g	4-5	0-0	0-0	0	3	3	2	8	3	3	1	2	22
01	Myah Taylor	f	1-3	1-2	1-2	0	2	2	1	4	0	2	0	0	11
02	Andra Espinoza-Hunte	f	5-12	3-8	0-0	0	1	1	2	13	1	1	0	0	29
04	Jessica Carter	f	0-1	0-0	0-0	1	2	3	1	0	0	0	0	0	4
11	Xaria Wiggins	f	1-7	0-5	0-0	0	0	0	0	2	1	0	0	1	9
23	Bre'Amber Scott	f	1-1	0-0	1-2	1	0	1	0	3	0	1	0	0	3
25	Zion Campbell	f	0-0	0-0	1-2	0	1	1	1	1	0	0	0	0	10
Team						2	1	3							
Totals			29-66	7-23	7-10	14	27	41	18	72	14	12	8	12	200

1st - FG %:	11-22	50.0%	2nd: 7-17	41.2%	3rd: 4-14	28.6%	4th: 7-13	53.8%	Game: 29-66	43.9%	Deadball	
3FG %:	3-6	50.0%	3-8	37.5%	0-4	0.0%	1-5	20.0%	7-23	30.4%	Rebounds	
FT %:	1-2	50.0%	2-2	100.0%	2-2	100.0%	2-4	50.0%	7-10	70.0%	2	

#### Virginia 44 • 0-1

#	Player		Total			3-Ptr		Rebounds			PF	TP	A	TO	Blk	Stl	Min
			FG-FGA	FG-FGA	FT-FTA	Off	Def	Tot									
32	Mone Jones	f	2-3	0-0	0-0	1	1	2	3	4	2	4	0	2	33		
30	Felicia Aiyetotan	c	2-6	0-0	0-0	4	12	16	2	4	0	1	4	0	35		
04	Dominique Toussaint	g	7-18	2-5	3-4	1	2	3	1	19	1	3	0	2	32		
05	Khyasia Caldwell	g	1-11	0-1	1-2	0	2	2	1	3	0	6	0	1	24		
13	Jocelyn Willoughby	g	1-6	0-0	1-4	2	1	3	2	3	0	6	0	1	19		
01	Brianna Tinsley		2-11	2-4	0-0	0	2	2	0	6	1	2	0	0	24		
14	Lisa Jablonowski		0-2	0-0	0-0	2	0	2	0	0	1	0	0	0	16		
20	Erica Martinsen		1-3	1-3	0-0	0	1	1	1	3	0	1	0	1	12		
35	Shakyna Payne		0-1	0-0	2-2	1	1	2	3	2	2	0	0	0	5		
Team						8		2 10									
Totals			16-61	5-13	7-12	19	24	43	13	44	7	23	4	7	200		

1st - FG %:	4-15	26.7%	2nd: 2-16	12.5%	3rd: 7-16	43.8%	4th: 3-14	21.4%	Game: 16-61	26.2%	Deadball	
3FG %:	1-1	100.0%	0-2	0.0%	2-4	50.0%	2-6	33.3%	5-13	38.5%	Rebounds	
FT %:	4-5	80.0%	0-0	0.0%	2-3	66.7%	1-4	25.0%	7-12	58.3%	4	

#### Officials:

Technical fouls: Mississippi St.-None. Virginia-None.

Attendance: 4453

2018-19 Women's Basketball. Round: 0. Mississippi St. vs Virginia. Played at .

Score by periods		1st	2nd	3rd	4th	Total		
Mississippi St.		26	19	10	17	72		
Virginia		13	4	18	9	44		

Points	In	Off	2nd	Fast	Bench
MSST	Paint	T/O	Chance	Break	
VA	26	27	16	22	23
	30	11	16	7	11

Score tied - 0 times.  
Lead changed - 0 times.

## Official Basketball Box Score -- Game Totals -- Final Statistics

### Virginia vs Old Dominion

11/18/18 2:02 PM at Norfolk, Va. (Ted Constant Center)

#### Virginia 73 • 1-2

#	Player		Total		3-Ptr	Rebounds			PF	TP	A	TO	Blk	Stl	Min
			FG-FGA	FG-FGA	FT-FTA	Off	Def	Tot							
32	Mone Jones	f	4-4	0-0	3-3	1	6	7	2	11	1	1	0	0	19
30	Felicia Aiyetotan	c	4-7	0-0	2-2	3	6	9	3	10	1	2	2	0	24
01	Brianna Tinsley	f	1-7	0-4	5-6	1	1	2	2	7	4	3	0	1	30
04	Dominique Toussaint	g	4-13	1-6	2-4	0	4	4	2	11	3	1	0	0	35
13	Jocelyn Willoughby	g	3-10	1-4	7-7	1	7	8	2	14	4	4	0	0	32
05	Khyasia Caldwell		2-2	0-0	1-2	0	1	1	3	5	0	0	0	0	15
14	Lisa Jablonowski		2-5	1-1	2-2	1	4	5	2	7	0	1	0	1	21
20	Erica Martinsen		0-2	0-2	2-2	1	1	2	1	2	1	1	0	0	7
35	Shakyna Payne		3-4	0-0	0-0	1	4	5	1	6	0	2	2	0	17
	Team					1	4	5							
Totals			23-54	3-17	24-28	10	38	48	18	73	14	15	4	2	200

1st - FG %:	6-11	54.5%	2nd: 6-16	37.5%	3rd: 5-13	38.5%	4th: 6-14	42.9%	Game: 23-54	42.6%	Deadball	
3FG %:	1-2	50.0%	1-7	14.3%	1-5	20.0%	0-3	0.0%	3-17	17.6%	Rebounds	
FT %:	5-7	71.4%	4-4	100.0%	10-11	90.9%	5-6	83.3%	24-28	85.7%	3	

#### Old Dominion 67 • 3-1

#	Player		Total		3-Ptr	Rebounds			PF	TP	A	TO	Blk	Stl	Min
			FG-FGA	FG-FGA	FT-FTA	Off	Def	Total							
14	CARTER, Dejah	f	0-0	0-0	0-0	0	0	0	0	0	0	0	0	0	2
20	ROBINSON, Maggie	f	2-9	1-3	0-0	5	2	7	4	5	0	1	0	0	29
03	WAYNE, Ajah	g	5-17	3-5	0-0	1	5	6	3	13	4	1	1	3	33
05	MORRIS, Victoria	g	5-12	4-7	3-6	0	1	1	3	17	1	1	0	0	25
11	EDWARDS, Taylor	g	2-9	0-4	2-6	0	3	3	4	6	9	4	0	3	30
00	JERNIGAN, Ann	f	0-0	0-0	0-0	0	0	0	1	0	0	0	0	0	2
01	ADAMS, Mariah	f	1-6	0-3	4-4	0	2	2	4	6	0	0	0	0	19
04	HUDSON, Aziah	f	4-6	3-5	0-0	0	0	0	2	11	0	2	0	0	24
23	YOUNG, Amari	f	3-8	0-1	2-3	5	6	11	3	8	0	0	1	2	24
25	SCOTT, Ashley	f	0-1	0-0	0-0	1	1	2	0	0	0	0	0	0	11
35	SADLER, Hannah	f	0-0	0-0	1-2	0	0	0	0	1	0	0	0	0	1
Team						1	2	3							
Totals			22-68	11-28	12-21	13	22	35	24	67	14	9	2	8	200

1st - FG %:	5-16	31.3%	2nd: 6-19	31.6%	3rd: 5-14	35.7%	4th: 6-19	31.6%	Game: 22-68	32.4%	Deadball	
3FG %:	3-8	37.5%	2-5	40.0%	2-5	40.0%	4-10	40.0%	11-28	39.3%	Rebounds	
FT %:	2-4	50.0%	2-2	100.0%	7-9	77.8%	1-6	16.7%	12-21	57.1%	4	

Officials: Timothy Bryant, Starr Jefferson, Carmen Portorreal

Technical fouls: Virginia-None. Old Dominion-None.

Attendance: 2137

Score by periods		1st	2nd	3rd	4th	Total		
Virginia		18	17	21	17	73		
Old Dominion		15	16	19	17	67		

Points	In	Off	2nd	Fast	Bench
ODU	Paint	T/O	Chance	Break	
	22	14	8	0	20
	14	14	9	2	26

Score tied - 5 times.  
Lead changed - 4 times.



## Official Basketball Box Score -- Game Totals -- Final Statistics

### Virginia vs Kentucky

11/15/18 8:32pm at Rupp Arena, Lexington, Ky.



#### Virginia 51 • 0-2

#	Player		Total		3-Ptr	Rebounds			PF	TP	A	TO	Blk	Stl	Min
			FG-FGA	FG-FGA	FT-FTA	Off	Def	Tot							
32	Jones, Mone	f	2-3	1-1	2-2	1	3	4	0	7	3	2	0	1	30
30	Aiyetian, Felicia	c	4-5	0-0	0-0	2	11	13	1	8	0	4	5	0	32
04	Toussaint, Dominique	g	2-8	1-4	0-0	0	1	1	3	5	5	10	0	0	40-
05	Caldwell, Khyasia	g	1-4	0-0	0-4	2	2	4	4	2	1	3	0	0	19
13	Willoughby, Jocelyn	g	3-7	1-1	2-2	2	5	7	4	9	1	4	0	2	28
01	Tinsley, Brianna		2-5	1-3	0-0	0	1	1	3	5	4	3	0	0	16
14	Jablonowski, Lisa		0-2	0-0	0-0	0	1	1	1	0	2	1	0	1	14
20	Martinsen, Erica		6-10	3-7	0-0	0	1	1	1	15	0	2	0	0	13
35	Payne, Shakyna		0-1	0-0	0-0	0	3	3	0	0	0	2	2	0	8
	Team					1	5	6							
Totals			20-45	7-16	4-8	8	33	41	17	51	16	32	7	4	200

1st - FG %:	4-7	57.1%	2nd: 4-7	57.1%	3rd: 5-14	35.7%	4th: 7-17	41.2%	Game: 20-45	44.4%	Deadball
3FG %:	0-1	0.0%	2-2	100.0%	1-6	16.7%	4-7	57.1%	7-16	43.8%	Rebounds
FT %:	0-0	0.0%	2-6	33.3%	0-0	0.0%	2-2	100.0%	4-8	50.0%	2



## Official Basketball Box Score -- Game Totals -- Final Statistics

Central Mich. vs Virginia  
11/24/18 2:00 pm at

Central Mich. 74 • 4-1

#	Player		Total		3-Ptr		Rebounds			PF	TP	A				Min
			FG-FGA	FT-FTA	FG-FGA	FT-FTA	Off	Def	Tot			To	Blk	Stl		
13	Reyna Frost	f	8-14	0-0	0-0	3	7	10	1	16	1	4	1	1	35	
25	Jahari Smith	c	6-9	0-0	2-4	3	4	7	2	14	1	2	1	2	32	
01	Micaela Kelly	g	3-8	1-3	4-6	1	2	3	1	11	1	2	0	1	33	
03	Presley Hudson	g	7-14	4-9	4-4	0	3	3	0	22	6	2	0	2	36	
04	Maddy Watters	g	3-5	2-3	0-1	0	1	1	1	8	1	0	0	0	27	
05	Anika Weekes		1-1	0-0	1-2	0	0	0	1	3	0	1	0	0	10	
24	Samantha Robinson		0-0	0-0	0-0	0	0	0	1	0	0	0	0	0	1	
33	Gabrielle Bird		0-1	0-1	0-0	0	3	3	0	0	0	0	0	0	15	
50	Kyra Bussell		0-2	0-1	0-0	0	4	4	1	0	0	1	0	0	11	
Team						3	4	7				1				
Totals				28-54	7-17	11-17	10	28	38	8	74	10	13	2	6	200
1st - FG %: 11-19 57.9% 2nd: 4-12 33.3% 3rd: 8-12 66.7% 4th: 5-11 45.5% Game: 28-54 51.9% Deadball																
3FG %: 2-5 40.0% 2-6 33.3% 3-3 100.0% 0-3 0.0% 7-17 41.2% 8-12 66.7% 11-17 64.7% Rebounds																
FT %: 0-0 0.0% 2-4 50.0% 3-4 75.0% 6-9 66.7% 11-17 64.7% 8-12 66.7% 4,1																

Virginia 61 • 2-3

#	Player		Total		3-Ptr		Rebounds			PF	TP	A TO Blk Stl				Min		
			FG	FGA	FG	FGA	FT	FTA	Off			Def	Tot	A	TO		Blk	Stl
32	Mone Jones	f	3-7		2-3		0-0	3	7	10	3	8	0	0	0	0	35	
35	Shakyna Payne	f	1-1		0-0		0-0	2	5	7	1	2	0	1	0	0	20	
01	Brianna Tinsley	g	5-14		4-7		2-2	0	0	0	1	16	2	2	0	1	27	
04	Dominique Toussaint		4-13		1-7		2-3	0	0	0	3	11	2	3	1	1	30	
13	Jocelyn Willoughby	g	4-10		2-4		1-2	3	1	4	3	11	3	4	0	1	32	
05	Khyasia Caldwell		1-3		1-2		0-0	0	0	0	4	3	2	1	1	0	18	
14	Lisa Jablonowski		2-9		0-2		0-0	3	2	5	2	4	1	1	3	1	25	
20	Erica Martinsen		2-9		2-8		0-0	1	1	2	1	6	1	1	0	0	13	
Team								2	2	4								
Totals					22-66		12-33	5-7	14	18	32	18	61	11	13	5	4	200
1st FG %: 5-17			29.4%	2nd: 2-16	12.5%	3rd: 5-18	27.8%	4th: 10-15	66.7%	Game: 22-66			33.3%	Deadball				
3FG %: 3-10			30.0%	2-8	25.0%	1-6	16.7%	6-9	66.7%	12-33			36.4%	Rebounds				
FT %: 1-2			50.0%	1-2	50.0%	2-2	100.0%	1-1	100.0%	5-7			71.4%	3				

Officials: Michael DoCouto, Carla Fountain, Joseph Vaszily

Technical fouls: Central Mich.-None, Virginia-None.

Attendance: 2572

2018-19 Women's Basketball. Round: 0. Central Mich. vs Virginia. Played at .

Score by periods	1st	2nd	3rd	4th	Total
Central Mich.	24	12	22	16	74
Virginia	14	7	13	27	61

Points	In	Off	2nd	Fast	Bench
CMU	36	9	9	9	3
VA	16	8	8	1	13

Last FG - CMU 4th-00:50, VA 4th-00:06.  
Largest lead - CMU by 28 3rd-01:18, VA by 2 1st-09:19.  
CMU led for 35:31. VA led for 02:13. Game was tied for 02:16.

Score tied - 3 times.  
Lead changed - 3 times.

## Official Basketball Box Score -- Game Totals -- Final Statistics

Saint Louis vs Virginia  
11/25/18 3:30 pm at

Saint Louis 67 • 2-4

#	Player	Total		3-Ptr		Rebounds			PF	TP	A TO Blk Stl				Min
		FG-FGA	FT-FTA	FG-FGA	FT-FTA	Off	Def	Tot			A	TO	Blk	Stl	
34	Kendra Wilken	f	0-0	0-0	0-0	1	0	1	4	0	0	2	0	0	3
03	Cajia Harbison	g	6-13	1-2	3-5	0	2	2	0	16	7	1	0	1	40
04	Kerri McMahan	g	4-10	0-3	0-0	1	2	3	3	8	4	0	0	2	33
05	Myia Clark	g	2-8	1-4	2-3	2	3	5	1	7	2	2	0	1	25
20	Jordyn Frantz	g	6-14	4-8	2-0	0	5	5	4	18	0	3	0	1	40
21	Chloe Rice		3-5	3-5	0-0	0	1	1	1	9	0	0	0	0	23
24	Amber Lindfors		3-7	0-0	1-2	1	8	9	2	7	0	0	1	2	26
42	Brooke Flowers		1-3	0-0	0-0	1	2	3	1	2	0	0	1	0	10
Team						2	5	7			1				
Totals			25-60	9-22	8-12	8	28	36	16	67	13	9	2	7	200
1st - FG %: 6-17 35.3%    2nd: 8-17 47.1%    3rd: 4-12 33.3%    4th: 7-14 50.0%    Game: 25-60 41.7%    Deadball															
3FG %: 2-6 33.3%    6-12 50.0%    0-1 0.0%    1-3 33.3%    9-22 40.9%    Rebounds															
FT %: 2-2 100.0%    2-2 100.0%    3-6 50.0%    1-2 50.0%    8-12 66.7%    1															

Virginia 65 • 2-4

#	Player		Total		3-Ptr		Rebounds			PF	TP	A TO Blk Stl				Min
			FG-FGA	FG-FGA	FT-FTA	Off	Def	Tot	A			TO	Blk	Stl		
32	Mone Jones	f	2-4	0-0	2-4	1	1	2	4	6	1	1	0	0	25	
01	Brianna Tinsley	g	2-9	2-7	0-0	0	2	2	0	6	2	2	0	0	23	
04	Dominique Toussaint	g	3-10	1-4	3-4	1	6	7	3	10	10	5	0	1	37	
13	Jocelyn Willoughby	g	4-11	2-4	1-2	1	12	13	1	11	2	3	1	1	37	
14	Lisa Jablonowski	g	6-9	0-0	1-3	7	2	9	1	13	0	0	0	1	30	
05	Khyasia Caldwell		0-3	0-2	0-0	0	2	2	0	0	3	0	0	1	9	
20	Erica Martinsen		5-10	5-9	0-0	2	2	4	1	15	0	1	1	0	30	
35	Shakyna Payne		2-6	0-0	0-0	1	1	2	0	4	0	1	0	0	9	
Team						1	2	3								
Totals			24-62	10-26	7-13	14	30	44	10	65	18	13	2	4	200	
1st - FG %: 5-16 31.3% 2nd: 6-19 31.6% 3rd: 6-14 42.9% 4th: 7-13 53.8% Game: 24-62 38.7% Deadball																
3FG %: 3-9 33.3% 2-8 25.0% 3-7 42.9% 10-26 38.5% Rebounds																
FT %: 0-0 0.0% 2-3 66.7% 3-6 50.0% 2-4 50.0% 7-13 53.8% 2																

Officials: Brandon Enteline, Carla Fountain, Joseph Vaszily

Technical fouls: Saint Louis-None, Virginia-Dominique Toussaint.

Attendance: 2413

2018-19 Women's Basketball. Round: 0. Saint Louis vs Virginia. Played at .

Score by periods	1st	2nd	3rd	4th	Total
Saint Louis	16	24	11	16	67
Virginia	13	16	18	18	65

Points	In	Off	2nd	Fast	Bench
SLU	28	21	6	3	18
VA	20	12	14	5	19

Last FG - SLU 4th-00:17, VA 4th-03:09.  
Largest lead - SLU by 12 3rd-09:10, VA by 7 4th-04:11.  
SLU led for 33:10. VA led for 05:11. Game was tied for 01:39.

Score tied - 2 times.  
Lead changed - 4 times.

## Official Basketball Box Score -- Game Totals -- Final Statistics

Virginia vs Michigan St.  
11/28/18 7:00 pm at

Virginia 66 • 2-5

#	Player		Total		3-Ptr		Rebounds			PF	TP	A TO Blk Stl				Min
			FG	FGA	FG	FGA	FT	FTA	Off			Def	Tot	A	TO	
32	Mone Jones	f	3-7	0-2	2-2		1	1	2	3	8	0	2	0	0	31
01	Brianna Tinsley	g	6-12	5-9	2-2		0	1	1	2	19	2	3	0	2	32
04	Dominique Toussaint	g	3-7	0-2	0-0		0	2	2	2	6	5	0	0	0	33
13	Jocelyn Willoughby	g	5-10	2-3	4-4		4	7	11	4	16	5	7	1	0	33
14	Lisa Jablonowski	g	3-6	0-1	0-0		4	1	5	3	6	3	3	0	0	30
05	Khyasia Caldwell		4-6	1-1	0-0		0	1	1	2	9	1	1	0	0	18
20	Erica Martinsen		1-6	0-5	0-0		0	3	3	1	2	0	1	0	1	17
35	Shakyna Payne		0-1	0-0	0-0		0	0	0	2	0	0	0	1	1	6
Team							2	1	3			1				
Totals				25-55	8-23	8-8	11	17	28	19	66	16	23	2	4	200
1st - FG %: 2-14 14.3% 2nd: 8-15 53.3% 3rd: 8-12 66.7% 4th: 7-14 50.0% Game: 25-55 45.5% Deadball																
3FG %: 0-5 0.0% 4-8 50.0% 3-6 50.0% 1-4 25.0% 8-23 34.8% Rebounds																
FT %: 0-0 0.0% 2-2 100.0% 4-4 100.0% 2-2 100.0% 6-8 75.0% 11-17 64.7% 0																

## Official Basketball Box Score -- Game Totals -- Final Statistics American vs Virginia 12/05/18 7:00 pm at

American 54 • 4-4

#	Player	Total		3-Ptr		Rebounds			PF	TP	A TO		Blk	Stl	Min
		FG-FGA	FT-FTA	FG-FGA	FT-FTA	Off	Def	Tot			TO	Blk			
44	Cecily Carl	f	8-20	1-6	4-4	0	2	2	2	21	1	0	0	0	38
03	Kaitlyn Lewis	g	2-9	0-4	2-3	1	2	3	2	6	3	2	0	1	34
12	Indeya Sanders	g	3-10	1-3	0-0	1	8	9	1	7	5	2	0	3	34
22	Kaitlyn Marenly	g	6-13	3-5	0-0	0	5	5	1	15	5	5	0	1	39
23	Elina Koskimies	g	1-5	1-3	0-0	1	2	3	5	3	0	1	0	0	25
02	Morgan Bartner		0-0	0-0	0-0	0	2	2	4	0	0	1	0	0	12
04	Emily Fisher		1-1	0-0	0-0	0	1	1	1	2	0	1	0	0	9
11	TaeKenya Cleveland		0-0	0-0	0-0	0	0	0	1	0	0	1	0	0	6
14	Taylor Brown		0-0	0-0	0-0	0	0	0	0	0	1	0	0	0	3
Team						5	4	9							
Totals			21-58	6-21	6-7	8	26	34	17	54	14	14	0	5	200
1st - FG %:		6-16	37.5%	2nd: 7-15	46.7%	3rd: 4-13	30.8%	4th: 4-14	28.6%	Game: 21-58	36.2%	Deadball			
3FG %:		3-9	33.3%	2-5	40.0%	0-4	0.0%	1-3	33.3%	6-21	28.6%	Rebounds			
FT %:		3-4	75.0%	0-0	0.0%	2-2	100.0%	1-1	100.0%	6-7	85.7%	0			

Virginia 57 • 4-5

#	Player	Total		3-Ptr		Rebounds			PF	TP	A TO		Blk	Stl	Min
		FG-FGA	FT-FTA	FG-FGA	FT-FTA	Off	Def	Tot			TO	Blk			
32	Mone Jones	f	2-9	0-2	5-6	1	2	3	2	9	3	2	1	0	40
01	Brianna Tinsley	g	1-8	1-4	0-0	0	5	5	1	3	2	1	0	1	27
04	Dominique Toussaint	g	3-11	1-7	0-0	0	6	6	3	7	2	3	0	2	39
13	Jocelyn Willoughby	g	9-15	5-7	2-2	1	3	4	2	25	1	3	0	2	30
14	Lisa Jablonowski	g	4-8	0-1	1-1	5	8	13	3	9	2	1	0	1	33
05	Khyasia Caldwell		1-3	0-0	2-4	0	3	3	1	4	1	3	0	1	22
35	Shakyna Payne		0-1	0-0	0-0	0	2	2	0	0	0	1	0	0	9
Team						2	0	2							
Totals			20-55	7-21	10-13	9	29	38	12	57	11	14	2	7	200
1st - FG %:		5-13	38.5%	2nd: 4-15	26.7%	3rd: 5-14	35.7%	4th: 6-13	46.2%	Game: 20-55	36.4%	Deadball			
3FG %:		2-4	50.0%	1-5	20.0%	1-5	20.0%	3-7	42.9%	7-21	33.3%	Rebounds			
FT %:		0-0	0.0%	4-5	80.0%	3-4	75.0%	3-4	75.0%	10-13	76.9%	3,1			

Officials: Kevin Sparrock,Mark Resch,Karen Preato  
Technical fouls: American-None. Virginia-None.  
Attendance: 2549  
2018-19 Women's Basketball. Round: 0. American vs Virginia. Played at .

Score by periods		1st	2nd	3rd	4th	Total		
American		18	16	10	10	54	Points	In
Virginia		12	13	14	18	57	Paint	Off
							2nd	Fast
							Chance	Break
							Bench	

Last FG - AU 4th-00:52, VA 4th-00:29.  
Largest lead - AU by 13 3rd-05:50, VA by 5 1st-08:04.  
AU led for 27:34. VA led for 09:08. Game was tied for 03:18.  
Score tied - 5 times.  
Lead changed - 4 times.

## Official Basketball Box Score -- Game Totals -- Final Statistics Radford vs Virginia 12/08/18 2:00 pm at

Radford 57 • 3-3

#	Player	Total		3-Ptr		Rebounds			PF	TP	A TO		Blk	Stl	Min
		FG-FGA	FT-FTA	FG-FGA	FT-FTA	Off	Def	Tot			TO	Blk			
10	Destinee Walker	f	8-18	0-3	2-3	2	2	4	2	18	3	0	0	1	32
20	Lydia Rivers	f	4-6	0-0	1-1	3	11	14	2	9	2	2	0	2	33
45	Savannah Felgemacher	f	4-11	0-4	2-2	1	9	10	1	10	1	1	0	0	34
04	Khiana Johnson	g	4-13	2-5	1-2	2	2	4	3	11	1	3	1	1	36
05	Jen Falconer	g	1-4	1-4	0-0	0	1	1	1	3	2	1	0	1	31
02	Tina Lindenfeld		0-2	0-2	0-0	0	0	0	1	0	0	1	0	0	16
12	Bryonna McClean		1-2	0-0	0-0	0	0	0	1	2	0	1	0	0	6
35	Amele Ngwafang		1-1	0-0	0-0	0	0	0	3	2	1	0	0	0	6
42	Laney Corbin		0-0	0-0	0-0	0	0	0	0	0	0	0	0	0	1
50	Sydney Nunley		1-2	0-0	0-0	0	3	3	0	2	0	0	0	1	5
Team						1	2	3							
Totals			24-59	3-18	6-8	9	30	39	14	57	10	10	1	6	200
1st - FG %:		7-13	53.8%	2nd: 8-15	53.3%	3rd: 4-17	23.5%	4th: 5-14	35.7%	Game: 24-59	40.7%	Deadball			
3FG %:		0-4	0.0%	1-3	33.3%	0-5	0.0%	2-6	33.3%	3-18	16.7%	Rebounds			
FT %:		0-0	0.0%	4-5	80.0%	2-3	66.7%	0-0	0.0%	6-8	75.0%	0			

Virginia 44 • 4-5

#	Player	Total		3-Ptr		Rebounds			PF	TP	A TO		Blk	Stl	Min
		FG-FGA	FT-FTA	FG-FGA	FT-FTA	Off	Def	Tot			TO	Blk			
32	Mone Jones	f	1-5	0-0	4-5	2	1	3	2	6	0	0	3	0	37
01	Brianna Tinsley	g	2-14	1-6	2-2	1	4	5	2	7	0	4	0	0	32
04	Dominique Toussaint	g	1-10	0-3	2-2	0	4	4	1	4	2	2	0	0	33
13	Jocelyn Willoughby	g	3-15	0-2	4-5	5	5	10	2	10	4	1	4	1	33
14	Lisa Jablonowski	g	4-7	0-1	3-4	3	8	11	2	11	1	2	1	2	39
05	Khyasia Caldwell		3-6	0-1	0-0	3	1	4	2	6	1	1	1	0	22
35	Shakyna Payne		0-0	0-0	0-0	0	0	0	0	0	0	2	0	0	4
Team						1	4	5							
Totals			14-57	1-13	15-18	15	27	42	10	44	8	12	9	3	200
1st - FG %:		3-13	23.1%	2nd: 2-16	12.5%	3rd: 6-15	40.0%	4th: 3-13	23.1%	Game: 14-57	24.6%	Deadball			
3FG %:		0-1	0.0%	0-4	0.0%	0-2	0.0%	1-6	16.7%	1-13	7.7%	Rebounds			
FT %:		6-7	85.7%	0-0	0.0%	7-7	100.0%	2-4	50.0%	15-18	83.3%	1,1			

Officials: Nykhesha Thompson,Eaton Cissoko-Stephens,Eric Brewton  
Technical fouls: Radford-None. Virginia-None.  
Attendance: 2365  
2018-19 Women's Basketball. Round: 0. Radford vs Virginia. Played at .

Score by periods		1st	2nd	3rd	4th	Total		
Radford		14	21	10	12	57	Points	In
Virginia		12	4	19	9	44	Paint	Off
							2nd	Fast
							Chance	Break
							Bench	

Last FG - RAD 4th-02:26, VA 4th-03:35.  
Largest lead - RAD by 22 3rd-06:53, VA by 1 1st-02:08.  
RAD led for 38:27. VA led for 00:50. Game was tied for 00:43.  
Score tied - 1 time.  
Lead changed - 2 times.

## Official Basketball Box Score -- Game Totals -- Final Statistics Virginia vs Alabama 12/20/18 4 p.m. at Warden Arena - Winter Park, Fla.

Virginia 52 • 4-7

#	Player	Total		3-Ptr		Rebounds			PF	TP	A TO		Blk	Stl	Min
		FG-FGA	FT-FTA	FG-FGA	FT-FTA	Off	Def	Tot			TO	Blk			
14	Lisa Jablonowski	f	2-6	0-0	4-4	5	5	10	3	8	0	0	0	0	28
32	Mone Jones	f	2-5	0-0	0-0	2	3	5	1	4	0	1	0	1	33
01	Brianna Tinsley	g	4-13	2-7	1-2	0	5	5	1	11	3	1	0	1	33
04	Dominique Toussaint	g	4-16	2-7	2-2	0	5	5	2	12	7	4	1	0	36
13	Jocelyn Willoughby	g	4-15	2-7	0-0	2	6	8	3	10	1	2	1	0	34
05	Khyasia Caldwell		0-1	0-0	0-0	1	0	1	1	0	2	0	0	1	11
20	Erica Martinsen		1-4	1-4	0-0	0	0	0	1	3	0	0	0	0	5
35	Shakyna Payne		2-6	0-0	0-0	0	6	6	1	4	0	1	0	0	20
Team						0	7	7							
Totals			19-66	7-26	7-8	10	37	47	13	52	13	9	5	3	200
1st - FG %:		3-19	15.8%	2nd: 6-14	42.9%	3rd: 7-14	50.0%	4th: 3-19	15.8%	Game: 19-66	28.8%	Deadball			
3FG %:		3-6	50.0%	2-6	33.3%	2-5	40.0%	2-8	25.0%	7-26	26.9%	Rebounds			
FT %:		2-2	100.0%	3-4	75.0%	0-0	0.0%	2-2	100.0%	7-8	87.5%	1			

Alabama 64 • 8-4

#	Player	Total		3-Ptr		Rebounds			PF	TP	A		Blk	Stl	Min
		FG-FGA	FT-FTA	FG-FGA	FT-FTA	Off	Def	Tot			TO	Blk			
22	Copeland, Ariyah	f	1-3	0-0	0-0	0	8	8	4	2	0	0	0	0	27
40	Walker, Jasmine	f	7-14	3-5	1-1	4	8	12	1	18	0	2	0	1	34
01	Abrams, Megan	g	1-5	0-1	2-2	0	5	5	1	4	3	0	1	0	20
03	Lewis, Jordan	g	9-17	5-9	2-4	0	6	6	1	25	3	1	0	1	34
24	Benjamin, De'Sha	g	0-7	0-4	0-0	0	0	0	0	0	1	1	1	0	16
04	Johnson, Cierra		3-12	1-3	3-4	1	3	4	0	10	2	1	0	1	20
05	Barber, Hannah		0-1	0-0	0-0	0	0	0	0	0	1	0	0	0	7
10	Berry, Taylor		0-0	0-0	0-0	0	0	0	0	0	0	0	0	0	1
12	Cruce, Allie Craig		0-2	0-1	0-0	0	1	1	0	0	0	0	0	0	6
23	Wade, Shaquera		1-4	0-0	1-3	2	2	4	4	3	1	0	0	0	22
25	Knight, Ashley		1-2	0-0	0-0	1	1	2	2	2	0	1	0	0	13
	Team					2	3	5							
	Totals		23-67	9-23	9-14	10	37	47	13	64	11	6	2	3	200

## Official Basketball Box Score -- Game Totals -- Final Statistics Charlotte vs Virginia 12/30/18 2:00 pm at

### Charlotte 61 • 8-4

#	Player	Total		3-Ptr		Rebounds			PF	TP	A TO		Blk	Stl	Min
		FG-FGA	FT-FTA	FG-FGA	FT-FTA	Off	Def	Tot							
40	Jazmin Harris	c	5-9	0-0	1-2	0	3	3	3	11	0	1	2	0	26
03	Mariah Linney	g	7-15	4-8	2-3	1	2	3	4	20	5	3	0	1	37
04	Laia RaventÀs	g	4-12	2-8	0-0	1	2	2	10	2	2	2	0	4	28
05	Jade Phillips	g	4-13	0-4	4-5	3	8	11	4	12	0	6	0	3	36
13	Octavia Jett-Wilson	g	1-6	0-2	0-0	3	3	6	3	2	2	3	0	1	28
15	Jada McMillian		0-0	0-0	0-0	1	1	2	0	0	3	3	0	1	15
22	Lauren Harley		1-1	0-0	1-2	1	3	4	1	1	0	0	0	0	16
45	Ka'Neeshia Brown		2-4	0-0	1-1	0	2	2	1	5	0	0	0	0	14
	Team					4	1	5							
Totals			23-60	6-22	9-13	14	24	38	18	61	12	18	2	10	200
1st - FG %:		5-12	41.7%	2nd: 4-16	25.0%	3rd: 6-15	40.0%	4th: 8-17	47.1%	Game: 23-60	38.3%	Deadball			
3FG %:		1-4	25.0%	1-7	14.3%	2-6	33.3%	2-5	40.0%	6-22	27.3%	Rebounds			
FT %:		5-7	71.4%	0-0	0.0%	1-1	100.0%	3-5	60.0%	9-13	69.2%	2			

### Virginia 65 • 6-7

#	Player	Total		3-Ptr		Rebounds			PF	TP	A TO		Blk	Stl	Min
		FG-FGA	FT-FTA	FG-FGA	FT-FTA	Off	Def	Tot							
32	Mone Jones	f	1-5	0-1	6-6	2	5	7	2	8	1	1	1	0	35
01	Brianna Tinsley	g	5-14	2-8	0-0	1	2	3	0	12	1	5	0	4	32
04	Dominique Toussaint	g	5-11	1-6	0-0	0	4	4	3	11	1	4	1	2	28
13	Jocelyn Willoughby	g	3-10	2-4	1-4	0	7	7	2	9	1	3	0	1	36
14	Lisa Jablonowski	g	5-7	0-0	7-10	6	0	6	2	17	2	0	1	2	35
05	Khyasia Caldwell		0-1	0-0	0-0	1	3	4	1	0	1	1	0	0	10
20	Erica Martinsen		2-7	2-5	2-2	0	2	2	1	8	1	0	1	3	14
35	Shakyna Payne		0-1	0-0	0-0	0	1	1	1	0	0	0	0	0	10
	Team					2	1	3							
Totals			21-56	7-24	16-22	12	25	37	12	65	8	15	4	12	200
1st - FG %:		5-16	31.3%	2nd: 4-13	30.8%	3rd: 8-13	61.5%	4th: 4-14	28.6%	Game: 21-56	37.5%	Deadball			
3FG %:		2-4	50.0%	1-7	14.3%	3-6	50.0%	1-7	14.3%	6-22	27.3%	Rebounds			
FT %:		4-6	66.7%	0-0	0.0%	7-8	87.5%	5-8	62.5%	16-22	72.7%	5			

Officials: Pualani Spurlock,Angelica Suffren,Jennifer Rezac

Technical fouls: Charlotte-None. Virginia-None.

Attendance: 2841

2018-19 Women's Basketball. Round: 0. Charlotte vs Virginia. Played at .

Score by periods	1st	2nd	3rd	4th	Total
Charlotte	16	9	15	21	<b>61</b>
Virginia	16	9	26	14	<b>65</b>

Last FG - UNCC 4th-00:04, VA 4th-03:39.

Largest lead - UNCC by 5 1st-08:53, VA by 14 3rd-05:29.

UNCC led for 08:08, VA led for 26:20. Game was tied for 05:24.

Score tied - 5 times.

Lead changed - 5 times.

## Official Basketball Box Score -- Game Totals -- Final Statistics Florida St. vs Virginia 01/03/19 7:00 pm at

### Florida St. 63 • 13-1

#	Player	Total		3-Ptr		Rebounds			PF	TP	A TO		Blk	Stl	Min
		FG-FGA	FT-FTA	FG-FGA	FT-FTA	Off	Def	Tot							
15	Kiah Gillespie	f	8-16	1-4	2-2	3	8	11	1	19	3	4	0	0	38
32	Valencia Myers	f	2-5	0-1	1-2	2	2	4	3	5	0	2	1	1	19
10	Kourtney Weber	g	5-9	3-6	0-0	2	3	5	1	13	1	1	0	1	30
12	Nicki Ekhomu	g	1-8	1-4	3-4	1	1	2	3	6	5	2	2	2	34
13	Nausia Woolfolk	g	6-17	1-5	0-0	3	2	5	2	13	5	2	0	2	36
03	Sayawni Lassiter		0-1	0-0	0-0	1	0	1	0	0	0	1	0	0	5
04	Amaya Brown		0-0	0-0	0-0	0	1	1	1	0	1	0	0	0	7
24	Mo. Jones		0-1	0-0	1-2	2	0	2	0	1	0	0	0	0	8
31	Savannah Wilkinson		3-4	0-1	0-0	1	6	7	0	6	1	2	1	1	23
	Team					2	2	4							
Totals			25-61	6-21	7-10	17	25	42	11	63	16	15	4	7	200
1st - FG %:		7-17	41.2%	2nd: 3-14	21.4%	3rd: 7-17	41.2%	4th: 8-13	61.5%	Game: 25-61	41.0%	Deadball			
3FG %:		0-5	0.0%	2-8	25.0%	3-5	60.0%	1-3	33.3%	6-21	28.6%	Rebounds			
FT %:		2-2	100.0%	0-0	0.0%	0-0	0.0%	3-4	75.0%	7-10	70.0%	4			

### Virginia 61 • 6-8

#	Player	Total		3-Ptr		Rebounds			PF	TP	A TO		Blk	Stl	Min
		FG-FGA	FT-FTA	FG-FGA	FT-FTA	Off	Def	Tot							
32	Mone Jones	f	5-10	1-2	2-2	7	0	7	1	12	2	3	0	1	40
01	Brianna Tinsley	g	6-13	3-6	4-5	0	1	1	0	19	1	0	2	0	32
04	Dominique Toussaint	g	2-11	0-2	0-0	0	1	1	4	4	3	2	0	1	32
13	Jocelyn Willoughby	g	6-15	2-3	0-0	2	6	8	1	14	3	1	1	1	33
14	Lisa Jablonowski	g	4-6	0-1	0-0	3	5	8	1	8	1	1	1	2	38
05	Khyasia Caldwell		1-4	0-0	2-2	1	2	3	1	4	1	2	0	0	12
20	Erica Martinsen		0-3	0-3	0-0	0	1	1	0	0	1	0	0	0	11
35	Shakyna Payne		0-0	0-0	0-0	0	0	0	0	0	0	0	0	0	2
	Team					1	2	3							
Totals			24-62	6-17	7-9	14	18	32	8	61	12	12	2	7	200
1st - FG %:		4-18	22.2%	2nd: 6-15	40.0%	3rd: 9-15	60.0%	4th: 5-14	35.7%	Game: 24-62	38.7%	Deadball			
3FG %:		1-5	20.0%	2-3	66.7%	2-5	40.0%	1-4	25.0%	6-17	35.3%	Rebounds			
FT %:		1-2	50.0%	1-1	100.0%	4-4	100.0%	1-2	50.0%	7-9	77.8%	1			

Officials: Kevin Dillard,Thomas Danaher,Dee Kantner

Technical fouls: Florida St.-None. Virginia-None.

Attendance: 2376

2018-19 Women's Basketball. Round: 0. Florida St. vs Virginia. Played at .

Score by periods	1st	2nd	3rd	4th	Total
Florida St.	16	10	17	20	<b>63</b>
Virginia	10	15	24	12	<b>61</b>

Last FG - FSU 4th-00:47, VA 4th-01:19.

Largest lead - FSU by 8 1st-00:10, VA by 6 3rd-00:00.

FSU led for 19:17, VA led for 15:46. Game was tied for 04:57.

Score tied - 7 times.

Lead changed - 10 times.

## Official Basketball Box Score -- Game Totals -- Final Statistics Virginia vs Clemson 01/06/19 2 p.m. at Littlejohn Coliseum (Clemson, S.C.)

### Virginia 65 • 6-9, 0-2 ACC

#	Player	Total		3-Ptr		Rebounds			PF	TP	A TO		Blk	Stl	Min
		FG-FGA	FT-FTA	FG-FGA	FT-FTA	Off	Def	Tot							
14	Lisa Jablonowski	f	4-6	0-1	2-4	3	2	5	1	10	2	0	0	3	35
32	Mone Jones	f	5-9	0-0	0-0	2	3	5	2	10	2	2	3	2	39
01	Brianna Tinsley	g	3-9	2-6	1-1	1	4	5	3	9	3	4	0	2	32
04	Dominique Toussaint	g	4-16	2-7	6-8	0	2	2	4	16	3	5	0	0	37
13	Jocelyn Willoughby	g	5-11	2-6	3-4	6	3	9	4	15	2	7	1	1	36
05	Khyasia Caldwell		0-0	0-0	0-0	0	0	0	2	0	2	0	0	0	5
20	Erica Martinsen		1-5	1-5	2-2	2	2	4	4	5	2	1	0	0	11
35	Shakyna Payne		0-2	0-0	0-0	0	0	0	0	0	0	1	0	0	5
	Team					5	3	8							
Totals			22-58	7-25	14-19	19	19	38	20	65	14	24	4	8	200
1st - FG %:		7-13	53.8%	2nd: 6-15	40.0%	3rd: 5-15	33.3%	4th: 4-15	26.7%	Game: 22-58	37.9%	Deadball			
3FG %:		1-2	50.0%	2-6	33.3%	3-10	30.0%	1-7	14.3%	7-25	28.0%	Rebounds			
FT %:		5-6	83.3%	2-3	66.7%	7-10	70.0%	0-0	0.0%	14-19	73.7%	2			

### Clemson 71 • 10-5, 1-1 ACC

#	Player	Total		3-Ptr		Rebounds			PF
---	--------	-------	--	-------	--	----------	--	--	----



## Official Basketball Box Score -- Game Totals -- Final Statistics

### NC State vs Virginia

01/13/19 2:00 pm at

#### NC State 66 • 17-0

#	Player	Total		3-Ptr		Rebounds			PF	TP	A TO Blk			Stl	Min
		FG-FGA	FT-FTA	FG-FGA	FT-FTA	Off	Def	Tot			A	TO	Blk		
21	DD Rogers	f	2-7	0-3	3-4	3	7	10	1	7	1	2	2	2	29
24	Erika Cassell	f	7-10	0-0	1-1	6	4	10	2	15	0	1	0	0	23
01	Aislinn Konig	g	2-7	1-6	0-0	0	1	1	3	5	3	1	0	1	38
03	Kai Crutchfield	g	4-8	2-5	1-2	1	2	3	3	11	2	2	0	3	34
11	Kiara Leslie	g	5-17	2-8	0-0	2	8	10	3	12	3	3	3	0	32
13	Esra McGoldrick		1-1	0-0	0-0	1	0	1	0	2	0	0	0	1	2
25	Kayla Jones		0-6	0-3	0-0	2	4	6	0	0	2	1	0	0	23
31	Jada Rice		0-1	0-0	0-0	0	1	1	0	0	0	0	0	0	2
33	Elissa Cunane		5-7	0-0	1-1	1	1	2	2	11	0	1	0	0	15
40	Katie Wadsworth		1-2	1-2	0-0	0	0	0	0	3	0	0	0	0	2
Team			2	2	4										
Totals			27-66	6-27	6-8	18	30	48	14	66	11	11	5	7	200
1st - FG %: 6-15 40.0% 2nd: 7-17 41.2% 3rd: 6-17 35.3% 4th: 8-17 47.1% Game: 27-66 40.9% Deadball Rebounds 2															
3FG %: 2-4 50.0% 0-6 0.0% 2-6 33.3% 2-9 22.2% 6-27 22.2%															
FT %: 2-4 50.0% 1-1 100.0% 2-2 100.0% 1-1 100.0% 6-8 75.0%															

#### Virginia 38 • 7-10

#	Player	Total		3-Ptr		Rebounds			PF	TP	A TO Blk			Stl	Min
		FG-FGA	FT-FTA	FG-FGA	FT-FTA	Off	Def	Tot			A	TO	Blk		
32	Mone Jones	f	1-4	0-1	5-6	2	1	3	4	7	1	3	0	0	26
01	Brianna Tinsley	g	0-6	0-4	0-0	0	1	1	1	0	1	1	0	0	30
04	Dominique Toussaint	g	3-16	1-5	0-0	2	4	6	2	7	1	7	0	0	37
13	Jocelyn Willoughby	g	5-13	3-3	2-3	1	7	8	1	15	0	2	1	0	30
14	Lisa Jablonowski	g	0-1	0-1	0-0	1	2	3	1	0	2	2	0	2	33
05	Khyasia Caldwell		1-5	0-1	2-2	1	1	2	1	4	0	0	0	0	10
20	Erica Martinsen		1-5	1-4	0-0	1	0	1	2	3	0	0	0	0	13
30	Felicia Aiyeotan		1-2	0-0	0-0	0	4	4	1	2	0	1	4	1	15
35	Shakyna Payne		0-0	0-0	0-0	1	1	2	0	0	0	0	0	0	6
Team			3	0	3						1				
Totals			12-52	5-19	9-11	12	21	33	13	38	5	17	5	3	200
1st - FG %: 4-13 30.8% 2nd: 1-13 7.7% 3rd: 2-11 18.2% 4th: 5-15 33.3% Game: 12-52 23.1% Deadball Rebounds 0															
3FG %: 2-4 50.0% 0-4 0.0% 1-5 20.0% 2-6 33.3% 5-19 26.3%															
FT %: 0-0 0.0% 3-4 75.0% 2-2 100.0% 4-5 80.0% 9-11 81.8%															

Officials: Talisa Green,Mark Hardcastle,Jennifer Rezac

Technical fouls: NC State-None. Virginia-None.

Attendance: 2530

2018-19 Women's Basketball. Round: 0. NC State vs Virginia. Played at .

Score by periods	1st	2nd	3rd	4th	Total	In	Off	2nd	Fast	Bench
NC State	16	15	16	19	66	Points	Paint	Chance	Break	16
Virginia	10	5	7	16	38	NCST	T/O	22	6	9
						VA	10	7	10	3

Last FG - NCST 4th-00:20, VA 4th-00:03.

Largest lead - NCST by 30 4th-00:20, VA None.

NCST led for 38:26. VA led for 00:00. Game was tied for 01:34.

Score tied - 1 time.  
Lead changed - 0 times.

## Official Basketball Box Score -- Game Totals -- Final Statistics

### Virginia vs Louisville

01/17/19 7:00 pm at

#### Virginia 43 • 7-10

#	Player	Total		3-Ptr		Rebounds			PF	TP	A TO Blk			Stl	Min
		FG-FGA	FT-FTA	FG-FGA	FT-FTA	Off	Def	Tot			A	TO	Blk		
32	MonA© Jones	f	3-6	1-1	0-0	4	0	4	2	7	0	3	0	0	35
01	Brianna Tinsley	g	2-12	1-8	0-0	0	0	0	0	5	2	1	0	0	33
04	Dominique Toussaint	g	4-15	1-4	0-2	0	4	4	3	9	3	9	0	1	28
13	Jocelyn Willoughby	g	1-5	0-2	0-0	1	3	4	3	2	1	3	0	1	27
14	Lisa Jablonowski	g	3-7	0-2	0-0	3	2	5	1	6	1	0	0	4	26
05	Khyasia Caldwell		3-5	0-1	1-1	2	0	2	3	7	1	1	0	0	22
20	Erica Martinsen		1-4	1-3	0-0	1	1	2	0	3	1	1	0	1	10
30	Felicia Aiyeotan		2-5	0-0	0-0	1	4	5	0	4	0	1	0	2	13
35	Shakyna Payne		0-1	0-0	0-0	0	0	0	2	0	0	0	0	0	6
Team			1	0	1										
Totals			19-60	4-21	1-4	13	14	27	14	43	9	19	0	9	200
1st - FG %: 5-13 38.5% 2nd: 3-16 18.8% 3rd: 5-17 29.4% 4th: 6-14 42.9% Game: 19-60 31.7% Deadball Rebounds 1															
3FG %: 1-4 25.0% 0-5 0.0% 0-1 0.0% 0-3 0.0% 4-21 19.0%															
FT %: 0-0 0.0% 0-0 0.0% 0-1 0.0% 1-3 33.3%															

#### Louisville 91 • 15-1

#	Player	Total		3-Ptr		Rebounds			PF	TP	A TO Blk			Stl	Min
		FG-FGA	FT-FTA	FG-FGA	FT-FTA	Off	Def	Tot			A	TO	Blk		
03	Sam Fuehring	f	1-5	0-1	2-2	5	3	8	1	4	1	3	0	2	25
33	Bionca Dunham	f	6-7	0-0	2-2	2	3	5	1	12	0	0	1	0	19
11	Arica Carter	g	3-10	2-5	0-0	2	1	3	1	8	4	0	0	2	24
23	Jazmine Jones	g	2-6	0-0	0-0	2	3	5	1	4	3	0	0	2	18
25	Asia Durr	g	7-12	4-9	2-2	1	2	3	0	20	1	2	1	2	23
01	Dana Evans		6-6	2-2	0-0	0	3	3	3	14	4	2	0	1	15
04	Seygan Robins		1-2	1-2	0-0	0	2	2	3	3	2	4	0	1	13
05	Mykasa Robinson		2-2	0-0	0-2	0	2	2	2	4	0	2	0	1	20
12	Lindsey Duval		2-3	2-3	0-0	0	0	0	0	6	0	0	0	0	10
21	Kylee Shook		6-9	1-2	1-1	1	7	8	1	14	2	3	1	1	23
24	Jessica Laemmle		0-1	0-0	2-2	0	2	2	1	2	2	2	0	0	10
Team			1	0	1										
Totals			36-63	12-24	7-9	14	28	42	14	91	19	18	3	12	200
1st - FG %: 7-18 38.9% 2nd: 12-18 66.7% 3rd: 11-17 64.7% 4th: 6-10 60.0% Game: 36-63 57.1% Deadball Rebounds 1,2															
3FG %: 1-6 16.7% 4-6 66.7% 3-6 50.0% 4-6 66.7%															
FT %: 0-0 0.0% 3-3 100.0% 0-0 0.0% 4-6 66.7%															

Officials: Robert Enterline,Jeffrey Smith,Luis Gonzalez

Technical fouls: Virginia-MonA© Jones. Louisville-None.

Attendance: 7834

2018-19 Women's Basketball. Round: 0. Louisville vs Virginia. Played at .

Score by periods	1st	2nd	3rd	4th	Total	In	Off	2nd	Fast	Bench
Virginia	11	9	10	13	43	Points	Paint	Chance	Break	14
Louisville	15	31	25	20	91	UVA	24	16	4	6
						UL	44	21	21	13

Last FG - UVA 4th-00:34, UL 4th-00:58.

Largest lead - UVA None, UL by 50 4th-00:58.

UVA led for 00:00. UL led for 38:54. Game was tied for 01:06.

Score tied - 2 times.  
Lead changed - 0 times.

## Official Basketball Box Score -- Game Totals -- Final Statistics

### Virginia vs Pitt

1/24/19 7:00 pm at Petersen Events Center (Pittsburgh)

#### Virginia 74 • (8-11, 2-4 ACC)

#	Player		Total		3-Ptr		Rebounds			PF	TP	A TO Blk Stl				Min
			FG-FGA	FT-FTA	FG-FGA	FT-FTA	Off	Def	Tot			A	TO	Blk	Stl	
14	Lisa Jablonowski	f	1-2	0-0	2-2	1	3	4	0	4	1	1	0	0	27	
32	Mone Jones	f	1-6	0-2	3-4	3	1	4	3	5	1	1	5	0	34	
01	Brianna Tinsley	g	1-5	1-3	2-2	0	2	2	0	5	3	0	0	0	28	
04	Dominique Toussaint	g	6-14	2-3	5-7	0	7	7	2	19	4	2	0	1	33	
13	Jocelyn Willoughby	g	5-11	1-5	8-8	1	5	6	3	19	2	3	1	3	36	
05	Khyasia Caldwell		6-9	0-0	1-1	0	5	5	3	13	2	1	1	2	22	
20	Erica Martinens		3-5	3-5	0-0	0	1	1	2	9	0	0	0	0	11	
35	Shakyna Payne		0-1	0-0	0-0	0	1	1	0	0	0	0	0	0	9	
	Team					1	1	2			1					
Totals			23-53	7-18	21-24	6	26	32	13	74	13	9	7	6	200	
1st FG %: 2-10 20.0% 2nd: 3-13 53.8% 3rd: 7-17 41.2% 4th: 7-13 53.8% Game: 23-53 43.4% Deadball																
3FG %: 0-6 0.0% 3-4 75.0% 3-6 50.0% 1-2 50.0% 7-18 38.9% Rebounds																
FT %: 5-6 83.3% 5-6 83.3% 2-2 100.0% 9-10 90.0% 21-24 87.5% 4																
Ditt EZ % (9-11 0-6 ACC)																

## Official Basketball Box Score -- Game Totals -- Final Statistics Virginia vs Syracuse 01/31/19 7:00 p.m. at Syracuse, N.Y. (Carrier Dome)

### Virginia 68 • 8-13, 2-6 ACC

#	Player		Total			3-Ptr		Rebounds			PF	TP	A TO Blk Stl				Min
			FG-FGA	FG-FGA	FT-FTA	Off	Def	Tot									
13	Jocelyn Willoughby	f	7-15	0-4	11-13	6	6	12	1	25	2	3	0	4	39		
14	Lisa Jablonowski	f	5-7	0-0	0-0	3	5	8	3	10	2	4	0	0	35		
32	Mone Jones	f	1-8	0-1	0-0	0	1	1	4	2	0	2	1	1	38		
01	Brianna Tinsley	g	6-14	4-8	3-4	1	3	4	2	19	5	1	0	1	36		
05	Khyasia Caldwell	g	1-3	0-0	2-2	2	2	4	1	4	1	3	0	1	23		
04	Dominique Toussaint	g	2-7	1-5	1-2	0	1	1	5	6	1	1	0	0	19		
20	Erica Martinsen	g	0-2	0-2	0-0	1	1	2	0	0	0	0	0	0	4		
35	Shakyna Payne	g	0-2	0-0	2-2	1	0	1	1	2	0	1	0	0	6		
Team						1	3	4									
Totals			22-58	5-20	19-23	15	22	37	17	68	11	15	1	7	200		
1st - FG %: 7-16 43.8% 2nd: 4-15 26.7% 3rd: 5-10 50.0% 4th: 6-17 35.3% Game: 22-58 37.9% Deadball Rebounds 3																	
3FG %: 0-2 0.0% 1-4 25.0% 2-3 66.7% 9-10 90.0% 15-23 65.2% 5-20 25.0% 10-14 71.4%																	

### Syracuse 72 • 17-4, 6-2 ACC

#	Player		Total		3-Ptr		Rebounds			PF	TP	A TO Blk Stl				Min
			FG-FGA	FG-FGA	FT-FTA	Off	Def	Tot	A			TO	Blk	Stl		
22	Amaya Finklea-Guity	f	2-4	0-0	2-2	2	1	3	2	6	1	0	1	0	11	
32	Miranda Drummond	f	3-8	3-7	0-0	3	3	6	1	9	1	3	0	1	24	
45	Digna Strautmane	c	5-8	2-3	2-4	5	1	6	4	14	1	2	1	1	32	
04	Tiana Mangakahia	g	5-12	2-7	4-4	2	3	5	2	16	14	3	0	1	38	
11	Gabriele Cooper	g	1-6	1-5	0-0	1	3	4	2	3	1	1	1	0	28	
03	Maeve Djaldi-Tabdi	g	4-8	0-0	0-0	1	3	4	4	8	0	3	2	0	10	
10	Marie-Paule Foppossi	g	0-1	0-0	0-0	1	2	3	0	0	0	0	0	0	5	
12	Kiara Lewis	g	1-6	0-2	1-1	0	1	1	2	3	0	0	0	1	19	
21	Emily Engstler	g	2-4	0-1	0-0	0	2	2	1	4	2	2	1	0	16	
23	Isis Young	g	0-1	0-0	0-0	0	0	0	0	0	0	0	0	0	5	
30	Kadiatou Sissoko	g	4-6	1-2	0-0	1	1	2	1	9	0	1	0	0	12	
Team						1	2	3								
Totals				27-64	9-27	9-11	17	22	39	19	72	20	15	6	4	200
1st - FG %: 9-20 45.0% 2nd: 5-15 33.3% 3rd: 7-16 43.8% 4th: 6-13 46.2% Game: 27-64 42.2% Deadball Rebounds 0																
3FG %: 3-6 50.0% 1-7 14.3% 4-8 50.0% 1-6 16.7% 9-27 33.3% 5-17 29.4%																
FT %: 1-1 100.0% 2-2 100.0% 2-2 100.0% 4-6 66.7% 9-11 81.8%																

Officials: Mark Hardcastle, Talisa Green, Bobby Ray  
Technical fouls: Virginia-None. Syracuse-None.  
Attendance: 1585

Score by periods	1st	2nd	3rd	4th	Total
Virginia	19	11	21	17	68
Syracuse	22	13	20	17	72

Last FG - VA 4th-01:28, SU 4th-04:02.  
Largest lead - VA by 3 2nd-07:44, SU by 8 3rd-09:47.  
VA led for 02:26, SU led for 34:43. Game was tied for 02:51.

Score tied - 7 times.  
Lead changed - 4 times.

## Official Basketball Box Score -- Game Totals -- Final Statistics Virginia vs RV/#23 Miami 02/03/19 1:00 p.m. at Watsco Center | Coral Gables, Fla.

### Virginia 59 • 8-14, 2-7 ACC

#	Player		Total		3-Ptr		Rebounds			PF	TP	A TO Blk Stl				Min
			FG-FGA	FG-FGA	FT-FTA	Off	Def	Tot								
32	Mone Jones	f	1-9	0-0	2-2	1	3	4	3	4	2	0	0	2	37	
01	Brianna Tinsley	g	3-8	2-6	0-0	1	1	2	2	8	3	4	0	0	28	
04	Dominique Toussaint	g	4-15	0-3	1-2	0	4	4	1	9	7	2	0	2	31	
13	Jocelyn Willoughby	g	6-16	1-3	3-4	2	2	4	2	16	2	2	1	0	36	
14	Lisa Jablonowski	g	4-9	0-2	1-2	4	3	7	3	9	0	0	0	0	36	
05	Khyasia Caldwell	g	2-4	1-1	2-2	3	2	5	2	7	1	2	0	0	20	
20	Erica Martinsen	g	2-3	1-2	0-0	0	0	0	0	5	0	0	1	0	6	
35	Shakyna Payne	g	0-0	0-0	1-2	0	0	0	1	1	0	0	0	0	6	
Team						4	3	7								
Totals				22-64	5-17	10-14	15	18	33	14	59	15	11	2	4	200
1st - FG %: 4-15 26.7% 2nd: 4-15 26.7% 3rd: 7-19 36.8% 4th: 7-15 46.7% Game: 22-64 34.4% Deadball Rebounds 2																
3FG %: 0-4 0.0% 1-5 20.0% 3-4 75.0% 5-17 29.4%																
FT %: 2-4 50.0% 1-2 50.0% 2-2 100.0% 5-6 83.3%																

### RV/#23 Miami 72 • 19-5, 7-2 ACC

#	Player		Total		3-Ptr		Rebounds					PF	TP	A TO Blk Stl			Min
			FG-FGA	FG-FGA	FT-FTA	Off	Def	Tot	A	TO	Blk			Stl			
21	Emese Hof	f	7-11	0-0	4-4	2	11	13	2	18	1	4	1	1	1	30	
32	Beatrice Mompremier	f	11-16	0-0	2-5	2	7	9	3	24	1	4	0	2	29		
01	Laura Cornelius	g	0-5	0-4	2-2	0	4	4	1	2	5	4	0	1	28		
03	Endia Banks	g	1-4	0-0	0-0	0	2	2	2	2	2	0	0	0	28		
05	Mykea Gray	g	2-7	0-4	3-3	0	0	0	3	7	2	2	0	0	25		
12	Sarah Mortensen	g	0-1	0-1	0-0	0	1	1	0	0	0	0	0	0	12		
13	Taylor Mason	g	0-0	0-0	0-0	0	0	0	1	0	3	0	0	0	10		
15	Jamir Huston	g	0-0	0-0	0-2	0	1	1	0	0	0	0	0	0	2		
20	Kelsey Marshall	g	5-5	5-5	2-2	0	1	1	2	17	2	2	1	0	26		
23	Rebecca Ripley	g	0-0	0-0	0-0	0	0	0	0	0	0	0	0	0	1		
25	Khaila Prather	g	1-1	0-0	0-2	0	1	1	2	2	1	0	0	1	9		
Team						4	1	5									
Totals				27-50	5-14	13-20	8	29	37	17	72	17	17	2	5	200	
1st - FG %: 6-11 54.5% 2nd: 4-11 36.4% 3rd: 8-14 57.1% 4th: 9-14 64.3% Game: 27-50 54.0% Deadball Rebounds 4																	
3FG %: 1-3 33.3% 2-4 50.0% 1-4 25.0% 1-3 33.3% 5-14 35.7%																	
FT %: 9-9 100.0% 0-4 0.0% 4-4 100.0% 0-3 0.0%																	

Officials: Kevin Dillard, Jennifer Rezac, Denise Brooks  
Technical fouls: Virginia-None. RV/#23 Miami-None.  
Attendance: 1059

Score by periods	1st	2nd	3rd	4th	Total
Virginia	10	10	17	22	59
RV/#23 Miami	22	10	21	19	72

Last FG - VA 4th-00:07, UM 4th-01:31.  
Largest lead - VA None, UM by 22 4th-06:02.  
VA led for 00:00, UM led for 39:56. Game was tied for 00:04.

Score tied - 0 times.  
Lead changed - 0 times.

## Official Basketball Box Score -- Game Totals -- Final Statistics Boston College vs Virginia 02/07/19 7:00 pm at

### Boston College 77 • 14-9

#	Player		Total		3-Ptr		Rebounds			PF	TP	A TO Blk Stl			Min
			FG-FGA	FG-FGA	FT-FTA	Off	Def	Tot							
05	Georgia Pineau	f	1-1	0-0	0-0	2	3	5	4	2	2	4	1	0	32
11	Emma Guy	f	8-12	0-0	2-4	2	6	8	3	18	2	1	0	1	33
10	Makayla Dickens	g	8-15	7-11	1-4	2	8	10	5	24	4	9	0	1	43
14	Marnelle Garraud	g	3-7	2-4	0-0	0	2	2	5	8	3	2	0	0	26
31	Sydney Lowery	g	4-9	2-4	0-0	0	3	3	2	10	1	2	0	2	35
13	Taylor Soule		2-3	0-0	1-2	2	1	3	5	5	0	2	2	2	20
22	Lana Hollingsworth		1-1	1-1	0-0	0	0	0	0	3	0	0	0	0	0+
23	Milan Bolden-Morris		2-10	1-6	2-2	1	2	3	2	7	4	0	1	0	36
Team						1	1	2							
Totals			29-58	13-26	6-12	10	26	36	26	77	16	21	4	6	225
1st - FG %: 7-15 46.7% 2nd: 3-11 27.3% 3rd: 11-14 78.6% 4th: 2-8 25.0% Game: 29-58 50.0% Deadball Rebounds 2,1															
3FG %: 3-7 42.9% 1-4 25.0% 6-8 75.0% 0-2 0.0% 13-26 50.0% 6-12 50.0%															
FT %: 0-0 0.0%															

### Official Basketball Box Score -- Game Totals -- Final Statistics

Virginia vs North Carolina  
02/17/19 3:00 PM at Carmichael Arena

#### Virginia 53 • 10-15, 4-8 ACC

		Total	3-Ptr		Rebounds											
#	Player	FG-FGA	FG-FGA	FT-FTA	Off	Def	Tot	PF	TP	A	TO	Blk	Stl	Min		
32	Mone Jones	f	1-7	0-1	0-0	1	3	4	2	2	1	1	2	0	39	
01	Brianna Tinsley	g	3-9	2-6	1-2	0	3	3	1	9	0	1	0	0	21	
04	Dominique Toussaint	g	4-11	0-5	2-2	0	1	1	3	10	5	0	0	1	33	
13	Jocelyn Willoughby	g	6-18	1-4	3-3	1	9	10	4	16	1	1	0	0	33	
14	Lisa Jablonowski	g	1-3	0-1	0-0	2	3	5	2	2	1	1	1	1	27	
05	Khyasia Caldwell		0-7	0-0	1-2	3	4	7	1	1	3	4	0	3	28	
20	Erica Martinsen		4-8	4-8	1-1	0	1	1	2	13	0	2	0	2	18	
35	Shakyna Payne		0-1	0-0	0-0	0	0	0	0	0	0	0	0	0	1	
	Team					1	2	3								
	Totals		19-64	7-25	8-10	8	26	34	15	53	11	10	3	7	200	
1st - FG %: 7-18 38.9% 2nd: 4-16 25.0% 3rd: 4-15 26.7% 4th: 4-15 26.7% Game: 19-64 29.7% Deadball																
3FG %: 3-7 42.9% 1-7 14.3% 2-6 33.3% 1-5 20.0% 7-25 28.0% Rebounds																
FT %: 3-3 100.0% 3-4 75.0% 1-1 100.0% 1-2 50.0% 8-10 80.0% 2																

#### North Carolina 70 • 16-11, 7-6 ACC

#	Player		Total			3-Ptr		Rebounds			PF	TP	A	TO	Blk	Stl	Min
			FG-FGA	FG-FGA	FT-FTA	Off	Def	Tot									
44	Bailey, Janelle	c	5-13	0-1	4-4	2	7	9	4	14	2	2	0	0	0	33	
00	Bennett, Shayla		3-10	1-5	3-3	2	7	9	2	10	4	2	3	2	40		
01	Koener, Taylor	g	7-11	0-0	0-1	4	7	11	3	14	2	1	0	0	36		
05	Watts, Stephanie		2-3	1-2	0-0	0	2	2	2	5	2	0	0	1	8		
22	Kea, Paris	g	5-14	2-3	4-4	1	6	7	1	16	3	8	2	2	39		
04	Jones, Jocelyn		2-5	1-2	2-2	0	2	2	0	7	0	1	0	1	18		
20	Church, Leah		1-3	1-3	1-1	0	3	3	2	4	3	0	0	0	19		
30	Murray, Jaelynn		0-0	0-0	0-0	0	0	0	0	0	0	0	0	0	7		
	Team					0	3	3									
	Totals		25-59	6-16	14-15	9	37	46	14	70	16	14	5	6	200		
1st - FG %:			8-14	57.1%	2nd: 6-20	30.0%	3rd: 5-11	45.5%	4th: 6-14	42.9%	Game: 25-59	42.4%	Deadball				
3FG %:			2-4	50.0%	2-6	33.3%	1-2	50.0%	1-4	25.0%	6-16	37.5%	Rebounds				
FT %:			3-3	100.0%	1-2	50.0%	8-8	100.0%	2-2	100.0%	14-15	93.3%	0				

Officials: Denise Brooks, Tiara Cruse, Mark Berger

Technical fouls: Virginia-None. North Carolina-None.

Attendance: 3445

Attendance based on tickets distributed

Score by periods	1st	2nd	3rd	4th	Total						
Virginia	20	12	11	10	53	Points	In	Off	2nd	Fast	
North Carolina	21	15	19	15	70	Paint	Paint	T/O	Chance	Break	Bench
						VA	14	21	10	4	14
						NC	30	9	15	17	11

Last FG - VA 4th-00:56, NC 4th-03:17.

Largest lead - VA by 1 1st-00:41, NC by 19 4th-03:17.

VA led for 00:16. NC led for 39:19. Game was tied for 00:25.

Score tied - 2 times.

Lead changed - 2 times.

<b>RECORD:</b>	<b>OVERALL</b>	<b>HOME</b>	<b>AWAY</b>	<b>NEUTRAL</b>
<b>ALL GAMES</b>	10-15	7-7	2-6	1-1
<b>CONFERENCE</b>	4-8	3-3	1-5	0-0
<b>NON-CONFERENCE</b>	6-7	4-4	2-3	1-1

Date	UVA. Rank	Opponent	Score	W/L	Rec.	ACC	Attend.	High Scorer	High Reb.	Opp. High Scr
11/9	RV	No. 6 MISS ST	72-44	L	0-1	0-0	4453	Toussaint 19	Aiyeotan 16	CB/AEH 13
11/15		at Kentucky	63-41	L	0-2	0-0	4989	Martinsen 15	Aiyeotan 13	Murray 12
11/18		at Old Dominion	73-67	W	1-2	0-0	2137	Willoughby 14	Aiyeotan 9	Morris 17
11/20		NC A&T	67-57	W	2-2	0-0	10000	Toussaint 18	Toussaint 9	Foy 16
11/24		CENT MICH	74-61	L	2-3	0-0	2572	Tinsley 16	Jones 10	Hudson 22
11/25		SAINT LOUIS	67-65	L	2-4	0-0	2413	Martinsen 15	Willoughby 13	Frantz 18
11/28		at Michigan St	91-66	L	2-5	0-0	4219	Tinsley 19	Willoughby 11	Allen 21
12/2		COPPIN ST	55-41	W	3-5	0-0	2304	Toussaint 14	Willoughby 14	Graham 21
12/5		AMERICAN	57-54	W	4-5	0-0	2549	Willoughby 25	Jablonowski 13	Carl 21
12/8		RADFORD	57-44	L	4-6	0-0	2365	Jablonowski 11	Jablonowski 11	Walker 18
12/20		vs Alabama	64-52	L	4-7	0-0	298	Toussaint 12	Jablonowski 10	Lewis 25
12/21		vs RV South Florida	74-67	W	5-7	0-0	373	Willoughby 23	Jones 10	Ferreira 17
12/30		CHARLOTTE	65-61	W	6-7	0-0	2841	Jablonowski 17	MJ/JW 7	Linney 20
1/3		RV/23 FSU	63-61	L	6-8	0-1	2376	Tinsley 19	JW/LJ 8	Gillespie 19
1/6		at Clemson	71-65	L	6-9	0-2	1056	Toussaint 16	Willoughby 9	Westbrook 21
1/10		RV VIRGINIA TECH	62-58	W	7-9	1-2	2703	Toussaint 19	Jones 9	Emery 26
1/13		8 NC STATE	66-38	L	7-10	1-3	2530	Willoughby 15	Willoughby 8	Cassell 15
1/17		at 4 Louisville	91-43	L	7-11	1-4	7834	Toussaint 9	JW/FA 5	Durr 20
1/24		at Pittsburgh	74-57	W	8-11	2-4	447	DT/JW 19	Toussaint 7	Garven 19
1/27		WAKE FOREST	52-42	L	8-12	2-5	3898	Toussaint 19	Willoughby 8	Raca 21
1/31		at 18 Syracuse	72-68	L	8-13	2-6	1585	Willoughby 25	Willoughby 12	Mangakahia 16
2/3		at RV/23 Miami	72-59	L	8-14	2-7	1059	Willoughby 16	Jablonowski 7	Mompremier 24
2/7		BOSTON COLL	79-77	WOT	9-14	3-7	2382	Willoughby 26	Willoughby 11	Dickens 24
2/10		DUKE	53-47	W	10-14	4-7	3536	Willoughby 20	JW/LJ 10	Odom/Gorecki 13
2/17		at North Carolina	70-53	L	10-15	4-8	3445	Willoughby 16	Willoughby 10	Kea 16



<b>OPPONENT</b>	<b>AIYEOTAN</b>	<b>CALDWELL</b>	<b>JABLONOWSKI</b>	<b>JONES</b>	<b>MARTINSEN</b>
MISS ST	<b>4-16-0</b>	<b>3-2-0</b>	0-2-1	<b>4-2-2</b>	3-1-0
at UK	<b>8-13-0</b>	<b>2-4-1</b>	0-1-2	<b>7-4-3</b>	15-1-0
at ODU	<b>10-9-1</b>	5-1-0	7-5-0	<b>11-7-1</b>	2-1-1
NC A&T	<b>4-1-0</b>	5-3-1	5-2-2	<b>5-2-1</b>	4-1-0
C MICH	INJ	3-0-2	4-5-1	<b>8-10-0</b>	6-2-1
SLU	INJ	0-2-3	<b>11-13-2</b>	<b>6-2-1</b>	15-4-0
at MSU	INJ	9-1-1	<b>6-5-3</b>	<b>8-2-0</b>	2-3-0
COPPIN	INJ	11-5-0	<b>9-14-2</b>	<b>9-2-0</b>	DNP
AMERICAN	INJ	4-3-1	<b>9-13-2</b>	<b>9-3-3</b>	DNP
RADFORD	INJ	6-4-1	<b>11-11-1</b>	<b>6-3-0</b>	DNP
vs Alabama	INJ	0-1-2	<b>8-10-0</b>	<b>4-5-0</b>	3-0-0
vs USF	INJ	7-5-4	<b>3-5-1</b>	<b>6-10-1</b>	7-1-0
CHARLOTTE	INJ	0-4-1	<b>17-6-2</b>	<b>8-7-1</b>	8-2-1
FLORIDA ST	INJ	4-3-1	<b>8-8-1</b>	<b>12-7-2</b>	0-1-1
at Clemson	INJ	0-0-0	<b>10-5-2</b>	<b>10-5-2</b>	5-4-2
VT	2-0-0	3-2-0	<b>6-6-0</b>	<b>7-9-1</b>	0-1-1
NC STATE	2-4-0	4-2-0	<b>0-3-2</b>	<b>7-3-1</b>	3-1-0
at Louisville	4-5-0	7-2-1	<b>6-5-1</b>	<b>7-4-0</b>	3-2-1
at Pitt	DNP	13-5-2	<b>4-4-1</b>	<b>5-4-1</b>	9-1-0
WAKE	DNP	2-1-2	<b>3-7-0</b>	<b>3-5-0</b>	0-0-0
at Syracuse	DNP	<b>4-4-1</b>	<b>10-8-2</b>	<b>2-1-0</b>	0-2-0
at Miami	DNP	7-5-1	<b>9-7-0</b>	<b>4-4-2</b>	5-0-0
BC	DNP	3-3-2	<b>7-6-3</b>	<b>16-3-2</b>	3-2-0
DUKE	DNP	0-0-0	<b>7-10-1</b>	<b>6-2-1</b>	6-1-0
at UNC	DNP	1-7-3	<b>2-5-1</b>	<b>2-4-1</b>	13-1-0
LOUISVILLE					
GT					
at VT					
at Notre Dame					

<b>OPPONENT</b>	<b>PAYNE</b>	<b>TINSLEY</b>	<b>TOUSSAINT</b>	<b>WILLOUGHBY</b>
MISS ST	2-2-2	6-2-1	<b>19-3-1</b>	<b>3-3-0</b>
at UK	0-3-0	5-1-4	<b>5-1-5</b>	<b>9-7-1</b>
at ODU	6-5-0	<b>7-2-4</b>	<b>11-4-3</b>	<b>14-8-4</b>
NC A&T	2-1-0	<b>10-3-1</b>	<b>18-9-2</b>	<b>14-6-3</b>
C MICH	<b>2-7-0</b>	<b>16-0-2</b>	<b>11-0-2</b>	<b>11-4-3</b>
SLU	4-2-0	<b>6-2-2</b>	<b>10-7-10</b>	<b>11-13-2</b>
at MSU	0-0-0	<b>19-1-2</b>	<b>6-2-5</b>	<b>16-11-5</b>
COPPIN	7-6-0	<b>0-5-4</b>	<b>14-3-6</b>	<b>9-14-2</b>
AMERICAN	0-2-0	<b>3-5-2</b>	<b>7-6-2</b>	<b>25-4-1</b>
RADFORD	0-0-0	<b>7-5-0</b>	<b>4-4-2</b>	<b>10-10-4</b>
vs Alabama	4-6-0	<b>11-5-3</b>	<b>12-5-7</b>	<b>10-8-1</b>
vs USF	3-1-0	<b>7-5-0</b>	<b>18-3-6</b>	<b>23-7-0</b>
CHARLOTTE	0-1-0	<b>12-3-1</b>	<b>11-4-1</b>	<b>9-7-1</b>
FLORIDA ST	0-0-0	<b>19-1-1</b>	<b>4-1-3</b>	<b>14-8-3</b>
at Clemson	0-0-0	<b>9-5-3</b>	<b>16-2-3</b>	<b>15-9-2</b>
VT	0-2-0	<b>15-4-1</b>	<b>19-5-2</b>	<b>10-5-0</b>
NC STATE	0-2-0	<b>0-1-1</b>	<b>7-6-1</b>	<b>15-8-0</b>
at Louisville	0-0-0	<b>5-0-2</b>	<b>9-4-3</b>	<b>2-4-1</b>
at Pitt	0-1-0	<b>5-2-3</b>	<b>19-7-4</b>	<b>19-6-2</b>
WAKE	2-2-0	<b>5-4-0</b>	<b>19-5-0</b>	<b>8-8-1</b>
at Syracuse	2-1-0	<b>19-4-5</b>	6-1-1	<b>25-12-2</b>
at Miami	1-0-0	<b>8-2-3</b>	<b>9-4-7</b>	<b>16-4-2</b>
BC	0-0-0	<b>7-2-0</b>	<b>17-4-5</b>	<b>26-11-2</b>
DUKE	0-0-0	<b>0-3-1</b>	<b>14-4-3</b>	<b>20-10-1</b>
at UNC	0-0-0	<b>9-3-0</b>	<b>10-1-5</b>	<b>16-10-1</b>
LOUISVILLE				
GT				
at VT				
at Notre Dame				

	Field Goal %		3-Point FG %		Free Throw Pct.		Rebounds	Turnovers
	Virginia	Opponent	Virginia	Opponent	Virginia	Opponent	UVA-Opp	UVA-Opp
MISS ST	16-61 (.262)	29-66 (.439)	5-13 (.385)	7-23 (.304)	7-12 (.583)	7-10 (.700)	43-41 (+2)	23-12 (+11)
at UK	20-45 (.444)	23-69 (.333)	7-16 (.438)	5-23 (.217)	4-8 (.500)	12-15 (.800)	41-33 (+8)	32-12 (+20)
at ODU	23-54 (.425)	22-68 (.324)	3-17 (.176)	11-28 (.393)	24-28 (.857)	12-21 (.571)	47-35 (+12)	15-9 (+6)
NC A&T	21-49 (.429)	22-60 (.367)	11-24 (.458)	5-19 (.263)	14-17 (.824)	8-13 (.615)	34-33 (+1)	16-14 (+2)
C MICH	22-66 (.333)	28-54 (.519)	12-33 (.364)	7-17 (.412)	5-7 (.714)	11-17 (.647)	32-38 (-6)	13-13 (E)
SLU	24-62 (.387)	25-60 (.417)	10-26 (.385)	9-22 (.409)	7-13 (.538)	8-12 (.667)	44-36 (+8)	13-10 (+3)
at MSU	25-55 (.455)	33-58 (.569)	8-23 (.348)	8-15 (.533)	8-8 (1.000)	17-25 (.680)	28-32 (-4)	24-14 (+10)
COPPIN	21-52 (.404)	14-71 (.197)	5-17 (.294)	7-38 (.184)	8-13 (.615)	6-8 (.750)	50-41 (+9)	17-7 (+10)
AMERICAN	20-55 (.364)	21-58 (.362)	7-21 (.333)	6-21 (.286)	10-13 (.769)	6-7 (.857)	38-34 (+4)	14-14 (E)
RADFORD	14-57 (.246)	24-59 (.407)	1-13 (.077)	3-18 (.750)	15-18 (.833)	6-8 (.750)	42-39 (+3)	12-10 (+2)
vs Alabama	19-66 (.288)	23-67 (.343)	7-26 (.269)	9-23 (.391)	7-8 (.875)	9-14 (.643)	47-47 (E)	9-6 (+3)
vs USF	26-62 (.419)	24-61 (.393)	6-21 (.286)	9-20 (.450)	16-22 (.727)	10-12 (.833)	42-34 (+8)	14-13 (+1)
CHARLOTTE	21-56 (.375)	23-60 (.383)	7-24 (.292)	6-22 (.273)	16-22 (.727)	9-13 (.692)	37-38 (-1)	15-18 (-3)
FLORIDA ST	24-62 (.387)	25-61 (.410)	6-17 (.387)	6-21 (.286)	7-9 (.778)	7-10 (.700)	32-42 (-10)	12-15 (-3)
at Clemson	22-58 (.379)	28-60 (.467)	7-25 (.280)	3-5 (.600)	14-19 (.737)	12-19 (.632)	38-34 (+4)	24-16 (+8)
VT	19-59 (.322)	20-54 (.370)	4-21 (.190)	12-30 (.400)	20-24 (.833)	6-6 (1.000)	38-34 (+4)	9-17 (-8)
NC STATE	12-52 (.231)	27-66 (.409)	5-19 (.263)	6-27 (.222)	9-11 (.818)	6-8 (.750)	33-48 (-15)	17-12 (+5)
at Louisville	19-60 (.317)	36-63 (.571)	4-21 (.190)	12-24 (.500)	1-4 (.250)	7-9 (.778)	27-42 (-15)	20-18 (+2)
at Pitt	23-53 (.434)	23-55 (.418)	7-18 (.389)	4-12 (.333)	21-24 (.875)	7-14 (.500)	32-34 (-2)	9-17 (-8)
WAKE	15-58 (.259)	20-54 (.370)	3-20 (.150)	4-18 (.222)	9-16 (.563)	8-12 (.667)	33-48 (-15)	13-22 (-9)
at Syracuse	22-58 (.379)	27-64 (.422)	5-20 (.250)	9-27 (.333)	19-23 (.826)	9-11 (.818)	37-39 (-2)	15-15 (E)
at Miami	22-64 (.344)	27-50 (.540)	5-17 (.294)	5-14 (.357)	10-14 (.714)	13-20 (.650)	33-37 (-4)	11-17 (-6)
BC	28-70 (.400)	29-58 (.500)	2-13 (.154)	13-26 (.500)	21-27 (.778)	6-12 (.500)	37-36 (+1)	9-22 (-13)
DUKE	17-48 (.354)	20-50 (.400)	4-19 (.211)	4-15 (.267)	15-19 (.789)	3-5 (.600)	31-33 (-2)	16-21 (-5)
at UNC	19-64 (.297)	25-59 (.424)	7-25 (.280)	6-16 (.375)	8-10 (.800)	14-15 (.933)	34-46 (-12)	10-14 (-4)
LOUISVILLE								
GT								
at VT								
at Notre Dame								

**VIRGINIA**
**OPPONENT**

Bench Points	281 (11.2 ppg)	391 (15.6 ppg)
FG Percentage- Home	.327 (264-807)	.380 (327-861)
FG Percentage- Road	.381 (195-511)	.447 (244-546)
FG Percentage- Neutral	.352 (45-128)	.367 (47-128)
Most Points - Quarter	29 (4th) vs South Florida	31 (2nd) at Louisville
Fewest Points- Quarter	4(3x) last 2nd vs Radford	5 (1st) vs NC A&T
Most Points at the Half	37 vs BC	46 vs Louisville
Fewest Points at the Half	15 (2x) las vs Wake	16 vs Coppin State
Largest Halftime Lead	13 vs BC	28 vs Miss St

**VIRGINIA'S RECORD WHEN**

Game decided by 10 pts or less	8-5
Leading at halftime	5-1
Trailing at halftime	4-14
Tied at halftime	1-0
Went into overtime	1-0
Leading by 10 or more points	6-0
Shot FG 50% or better	0-0
Shot FG less than 50%	10-15
Shot FG less than 40%	4-13
Shot FG 40% or better	6-2
Holding opponent under 60 pts	6-2
Scoring 30-39 points	0-1
Scoring 40-49 points	0-4
Scoring 50-59 points	3-4
Scoring 60-69 points	3-6
Scoring 70-79 points	4-0
Scoring 80-89 points	0-0
Scoring 90-100 points	0-0
Scoring over 100 points	0-0
Outrebounding opponent	7-5
Being outrebounded	1-11
Tied in rebounding	0-1
Have fewer TOs than opponent	5-4
Committing fewer than 15 TOs	5-7

**SCORING BENCHMARKS**
**GAMES WITH 20 OR MORE POINTS IN 18-19**

Jocelyn Willoughby	5
--------------------	---

**GAMES WITH 10 OR MORE POINTS IN 18-19**

Jocelyn Willoughby	18
Dominique Toussaint	16
Brianna Tinsley	8
Lisa Jablonowski	5
Mone Jones	4
Erica Martinsen	3
Khyasia Caldwell	2
Felicia Aiyeotan	1

**GAMES WITH 10 OR MORE REBOUNDS IN 18-19**

Jocelyn Willoughby	7
Lisa Jablonowski	4
Felicia Aiyeotan	2
Mone Jones	2

**GAMES WITH 10 OR MORE ASSISTS IN 18-19**

Dominique Toussaint	1
---------------------	---

**DOUBLE DOUBLES IN 18-19**

Jocelyn Willoughby	7
Dominique Toussaint	1
Lisa Jablonowski	1

## **VIRGINIA INDIVIDUALS**

- **Two UVA players with double-doubles in the same game:** vs Saint Louis 11/25/18 (Willoughby 11p, 13r; Toussaint 10p, 10a)
- **Five Players in double figures:** vs Cal 3/16/18 (Aiyeotan 16, Willoughby 13, Huland El 12, Brown 11, Toussaint 10)
- **Six players in double figures:** vs Norfolk State 11/16/15 (Randolph 17, Moses 12, Brown 11, Venson 10, Mason 10, Huland El 10, Jones 10)
- **Seven players in double figures:** vs Norfolk State 11/16/15 (Randolph 17, Moses 12, Brown 11, Venson 10, Mason 10, Huland El 10, Jones 10)
- **Zero players in double figures:** vs Louisville, 1/17/19
- **Every Cavalier player scored:** at Miami, 2/3/19
- **Scored 20 points:** 20, Jocelyn Willoughby vs Duke 2/10/19
- **Scored 25 points:** 26, Jocelyn Willoughby vs BC, 2/7/19
- **Scored 30 points:** 34, Monica Wright vs. Green Bay, 03/21/10
- **Scored 40 points:** \*\*48, Mimi Kennedy at North Carolina, 01/15/98
- **A non-starter scored 20 or more points:** 24, J'Kyra Brown vs Indiana, 12/18/17
- **Two or more Hoos scored 20 or more points in the same game:** vs Coppin State (Willoughby 21, Aiyeotan 23) 11/13/16
- **Perfect from the field (5 attempts):** 5-5, Khyasia Caldwell vs Coppin State, 12/2/18
- **Perfect at FT line (10 attempts):** 11-11, Monica Wright vs North Carolina, 02/15/10
- **Perfect at FT line (9 attempts):** 9-9, Jocelyn Willoughby vs Duke 2/10/19
- **Perfect at FT line (8 attempts):** 9-9, Jocelyn Willoughby vs Duke 2/10/19
- **Had 20 Free throw attempts:** \*\*20, Brandi Teamer at Wake Forest, 1/6/05
- **Had 15 rebounds:** 16, Felicia Aiyeotan vs Mississippi State 11/9/18
- **Had 20 rebounds:** 24, Sarah Imovbioh vs Ohio State 11/14/14
- **Had 10 assists:** 10, Dominique Toussaint vs Saint Louis 11/25/18
- **Had 6 steals:** 6, Jocelyn Willoughby at Georgia 12/19/16
- **Blocked 5 shots:** 5, Mone Jones at Pitt, 01/24/19

## **VIRGINIA TEAM**

- **UVA ranked in AP Top 25:** #22, 11/21/12
- **UVA ranked USA Today Top 25:** #22, 3/8/10
- **Played AP No. 1 team:** #1 Duke, L 79-58, 3/2/07
- **Defeated AP No. 1 team:** #1 Maryland, 75-74, 2/11/92
- **Defeated AP Top 10 team:** #4 Florida State 60-51, 2/16/17
- **Defeated AP Top 25 team:** #4 Florida State 60-51, 2/16/17
- **Defeated USA Today 25 team:** #4 Florida State 60-51, 2/16/17

## **FIELD GOAL SHOOTING**

- **Shot 60 percent:** .623 (33-53) vs Georgia Tech, 3/02/08
- **Shot 70 percent:** \*\*.700 (42-60) at Wake Forest, 1/07/87
- **Made 40-49 field goals:** 40 vs. Coppin State, 11/13/16
- **Made 50 field goals:** \*\*54 vs Cleveland State, 11/29/95
- **Attempted 60-69 FG:** 63 vs vs Nebraska, 11/26/16
- **Attempted 70-79 FG:** 72 vs Coppin State, 11/13/16
- **Attempted 80 FG:** 85 at NC State, 2/10/11

## **THREE-POINT SHOOTING**

- **Shot 50 percent:** .600 (9-15) vs UNCG 12/2/17
- **Shot 60 percent:** .600 (9-15) vs UNCG 12/2/17
- **Shot 70 percent:** .750 (6-8) vs Louisville 03/01/15
- **Shot 80 percent:** .857 (6-7) vs St. John's, 03/19/88
- **Made 10 three-pt. field goals:** 10 at Duke 1/14/18
- **Attempted 20 three-pt. FG:** 20 (made 3) vs Wake Forest 1/27/19
- **UVA failed to make at least one three-pointer:** 0-10 vs. Kansas State, 11/29/13
- **Opponent failed to make at least one three-pointer:** 0-9 at Louisville, 01/18/15

## **FREE THROW SHOOTING**

- **Shot 85 percent:** .875 (21-24) at Pitt 01/24/19
- **Shot 90 percent:** 1.000 (8-8) at Mich St 11/28/18
- **Shot 100 percent:** 1.000 (8-8) at Mich St 11/28/18
- **Made 20 free throws:** 21 vs Pitt 01/24/16
- **Made 30 free throws:** 30 vs. North Carolina, 02/20/14
- **Attempted 0 FT:** at Duke 1/14/18
- **Attempted 30 FT:** 33 vs Louisville 03/01/15
- **Attempted 40 FT:** 44 vs. Indiana, 11/26/09
- **Attempted 50 FT:** \*\*54 at Wake Forest, 01/6/05

## **SCORING**

- **Scored 80 points:** 103 vs CCSU, 11/12/17
- **Scored 90 points:** 103 vs CCSU, 11/12/17
- **Scored 100 points:** 103 vs CCSU, 11/12/17

## **REBOUNDING**

- **Had 50 rebounds:** 50 vs Coppin State 11/13/16
- **Had 60 rebounds:** 63 at Alabama, 12/21/12
- **Had 70 rebounds:** \*\*77 vs. Rider, 12/19/96

## **ASSISTS**

- **Had 20 assists:** 20 vs Cal, 3/16/18
- **Had 30 assists:** \*\*37 vs. Cleveland State, 11/29/95

## **STEALS**

- **Had 15 steals:** 15 vs Syracuse, 12/31/17
- **Had 20 steals:** 22 vs UMES, 12/17/13
- **Had 25 steals:** 26 vs. Clemson, 02/12/12
- **UVA forced 30 turnovers:** 31 at Wake, 01/10/16
- **UVA committed 30 turnovers:** 32 at Kentucky, 11/18/18

## **MISCELLANEOUS**


- **UVA in OT:** W, 79-77 vs BC 2/7/19
- **UVA in 2OT:** L, 73-70 at Alabama, 12/21/12
- **UVA in 3OT:** W, 105-100 at North Carolina, 01/15/98
- **UVA shot 70% from the floor in a quarter:** .700 (7-10) 1st at Duke 1/14/18
- **UVA shot 60% from the floor in first half:** .619 (26-42) vs CCSU 11/12/17
- **UVA shot 60% from the floor in second half:** .608 (14-23) vs UIC 12/16/16
- **UVA shot less than 20% from floor first half:** .192 (5-26) vs NC State 1/13/19
- **UVA shot less than 30% from floor first half:** .222 (6-17) vs Wake 1/27/19
- **UVA shot less than 30% from floor 2nd half:** .290 (9-31) vs Wake 1/27/19
- **UVA scored less than 15 points in first half:** 13 at Florida State, 01/8/06
- **UVA scored less than 15 points in second half:** 14 vs Louisville, 2/1/18
- **UVA held opp to less than 15 points first half:** 14 vs Wake Forest 3/2/17
- **UVA held opp to less than 15 points second half:** 11 vs Virginia Tech, 01/26/17
- **UVA held opp to less than 10 points first half:** 6 vs. Norfolk State, 12/28/12
- **UVA held opponent to less than 30 points:** 23 vs. Norfolk State, 12/28/12

\*\*school record






**BRIANNA  
TINSLEY**  
Sophomore • Guard • 5-7  
St. Anne's-Belfield  
Madison, Va.



**DOMINIQUE  
TOUSSAINT**  
Junior • Guard • 5-9  
Christ the King  
Staten Island, N.Y.



**KHYASIA  
CALDWELL**  
Sophomore • Guard • 5-5  
Pocono Mountain East  
Pocono Summit, Pa.



**DANI  
LAWSON**  
Sophomore • Forward • 6-2  
Hathaway Brown/Purdue  
Cleveland, Ohio



**JOCELYN  
WILLOUGHBY**  
Junior • Forward • 6-0  
Newark Academy  
East Orange, N.J.



**LISA  
JABLONOWSKI**  
Sophomore • Forward • 6-3  
Lycee des Garcons  
Ernster, Luxembourg



**ERICA  
MARTINSEN**  
Freshman • Guard • 5-9  
IMG Academy  
Clarence, N.Y.



**AMANDINE  
TOI**  
R-Freshman • Guard • 5-10  
INSEP ACADEMY  
Paris, France



**FELICIA  
AIYEOTAN**  
Junior • Center • 6-9  
Blair Academy (N.J.)  
Lagos, Nigeria



**MONÉ  
JONES**  
Senior • Forward • 6-2  
Riverside High  
Durham, N.C.



**SHAKYNA  
PAYNE**  
R-Junior • Forward • 6-1  
SW Atlanta Christian Acad.  
Acworth, Ga.



**TINA  
THOMPSON**  
Head Coach  
First Season



**KARLEEN  
THOMPSON**  
Associate Head Coach  
First Season



**LA'KESHIA  
FRETT MEREDITH**  
Assistant Coach  
Sixth Season



**JAMA  
SHARP**  
Assistant Coach  
First Season