



VIRGINIA CAVALIER WOMEN'S BASKETBALL GAME NOTES

2018-19 Schedule/Results

Nov. 9	No. 6 MISSISSIPPI ST^{ACCNE}	L, 72-44
Nov. 15	at Kentucky ^{SEC}	L, 63-51
Nov. 18	at Old Dominion	W, 73-67
Nov. 20	NC A&T^{ACCNE}	W, 67-57
Nov. 24	CENTRAL MICHIGAN^{%ACCNE}	L, 74-61
Nov. 25	SAINT LOUIS^{%ACCNE}	L, 67-65
Nov. 28	at Michigan State ^{#BTN}	L, 91-66
Dec. 2	COPPIN STATE^{ACCNE}	W, 55-41
Dec. 5	AMERICAN^{ACCNE}	W, 57-54
Dec. 8	RADFORD^{ACCNE}	L, 57-44
Dec. 20	vs Alabama	L, 64-52
Dec. 21	vs South Florida	W, 74-67
Dec. 30	CHARLOTTE^{ACCNE}	W, 65-61
Jan. 3	RV/23 FLORIDA STATE^{*ACCNE}	L, 63-61
Jan. 6	at Clemson ^{*ACCNE}	L, 71-65
Jan. 10	VIRGINIA TECH^{*ACCNE}	W, 62-58
Jan. 13	No. 8 NC STATE^{*ACCNE}	L, 66-38
Jan. 17	at No. 4 Louisville ^{*ACCNE}	7:00 PM
Jan. 24	at Pitt ^{*ACCNE}	2:00 PM
Jan. 27	WAKE FOREST^{*RSN}	3:00 PM
Jan. 31	at No. 12 Syracuse ^{*ACCNE}	7:00 PM
Feb. 3	at Miami ^{*ACCNE}	1:00 PM
Feb. 7	BOSTON COLLEGE^{*ACCNE}	7:00 PM
Feb. 10	DUKE^{*ACCNE}	2:00 PM
Feb. 17	at North Carolina ^{*RSN}	3:00 PM
Feb. 21	LOUISVILLE^{*ACCNE}	7:00 PM
Feb. 24	GEORGIA TECH^{*RSN}	3:00 PM
Feb. 28	at Virginia Tech ^{*ACCNE}	7:00 PM
Mar. 3	at Notre Dame ^{*RSN}	12:30 PM

ACC Tournament, Greensboro Coliseum

* ACC game

% Cavalier Classic Tournament

Big Ten/ACC Challenge

^ Florida Sunshine Classic (Rollins College)

[SEC] - SEC Network

[BTN] - Big Ten Network

[RSN] - ACC Regional Sports Networks

[ACCNE] -ACC Network Extra Streaming

All Times Eastern

Rankings are Associated Press

Game 18 • Thursday, January 17, 2019 • 7 p.m.

KFC Yum! Center • Louisville, Ky.



Virginia Cavaliers (7-10, 1-3 ACC)

at

No. 4 Louisville Cardinals (15-1, 3-1 ACC)



- Junior Jocelyn Willoughby (East Orange, N.J.) went 3-for-3 from three-point range against NC State, moving her into the nation's lead in three-point shooting percentage. Willoughby is now making 50.7 percent of her attempts, the top shooting percentage in the nation through games of last weekend
- Willoughby is 9-of-16 (56.3 percent) from three-point range in the Cavaliers four conference games
- Willoughby has made two or more three-point baskets in each of the last seven games
- Willoughby, who had 15 points against NC State, has scored in double figures in eight of the last nine games, with two 20-point performances in that span
- The Cavaliers are second in the ACC and 12th in the nation in fewest fouls per game, averaging 13.8. The Cavaliers have not had a player foul out of a game this season
- Senior forward Mone Jones (Durham, N.C.) scored seven points against NC State, with five of those coming from the free throw line. Jones went 5-of-6 from the stripe
- Jones has only missed two free throws in the last seven games (dating back to Dec. 20 vs. Alabama)
- Coming into the season, Jones was 38-of-51 for her career (74.5 percent). She only had four free throw attempts in 15 games last season
- Sophomore guard Brianna Tinsley (Madison, Va.) is 12-of-13 from the free throw line in conference games this season (92.3 percent), and has made her last eight attempts
- Junior forward Lisa Jablonowski (Ernstler, Luxembourg) is 10-of-18 (55.6 percent) from the field in conference games
- Jablonowski is shooting 50.6 percent (40-of-79) from inside the arc this season
- Junior center Felicia Aiyetun (Lagos, Nigeria) missed 11 games with a knee injury, returning to action against Virginia Tech. She played nine minutes against the Hokies and increased that to 15 minutes on the court against NC State. Before sustaining her injury, Aiyetun was leading the conference in blocked shots (11; 3.6 per game) and was averaging 12.7 rebounds per game and 7.3 points, which included a 16-rebound performance against Mississippi State

Last Game Starting Lineup

G	1	Brianna Tinsley	So.	9.1 ppg	2.9 rpg	32 assts/17 stls
• Career-high 19 pts at Michigan State and vs. Florida State; averaging 14.0 ppg in ACC contests						
G	4	Dominique Toussaint	Jr.	11.3 ppg	3.8 rpg	58 assts/ 16 stls
• Last year's leading scorer; scored 19 points in win over Virginia Tech						
G	13	Jocelyn Willoughby	Jr.	12.8 ppg	7.8 rpg	32 ast/15 stls/13 blk
• Leads the nation in three-point shooting percentage, grabbed 500th career rebound at Clemson						
F	14	Lisa Jablonowski	Jr.	6.4 ppg	6.0 rpg	22 ast/20 stl/13 blk
• First career double-double against Radford; career-high 17 points against Charlotte						
F	32	Mone Jones	Sr.	7.5 ppg	4.9 rpg	19 assts/8 stl/11 blk
• Career-high 12 points against Florida State; averaging 11.0 ppg in ACC contests						

- ## VIRGINIA VS RANKED OPPONENTS



HEAD COACH TINA THOMPSON QUICK FACTS

- First season at Virginia; first season as a head coach
- Spent previous three seasons as assistant coach at Texas, elevated to associate head coach in her third season
- Inducted into the Naismith Hall of Fame on Sept. 7, 2018
- Enshrined in the Women's Basketball Hall of Fame on June 9, 2018
- Olympic Gold Medalist in Athens in 2004 and 2008 in Beijing. Also won a gold at the 1998 World Cup in Germany and a bronze in 2006 in Brazil
- 4× WNBA champion (1997–2000)
- 9× WNBA All-Star (1999–2003, 2006, 2007, 2009, 2013)
- WNBA All-Star Game MVP (2000)
- 3× All-WNBA First Team (1997, 1998, 2004)
- 4× All-WNBA Second Team (1999–2002)
- First player selected in the first WNBA Draft (1997) by the Houston Comets
- First WNBA player to have 7,000 points and 3,000 rebounds
- Was the WNBA's all-time leading scorer at the time of her retirement (2013) with 7,488 points in 496 games played (15.1 ppg)
- She finished her collegiate career ranked fifth on Southern California's career lists in scoring (2,248 points) and (1,168 rebounds)

WNBA TIES

- Virginia is led by first-year head coach Tina Thompson. Thompson is in her fourth year of coaching overall, spending three seasons at Texas (two as an assistant and the 2017-18 year as the associate head coach) before taking the job at UVA. Thompson was inducted into both the Naismith Hall of Fame and the Women's Basketball Hall of Fame. Thompson was the first-ever pick in the WNBA draft, is a four-time WNBA champion, nine-time WNBA All-Star and was the league's all-time leading scorer at the time of her retirement in 2013, scoring 7,488 points in 496 games played.
- The Virginia coaching staff has quite the WNBA flair. In addition to Tina Thompson, assistant coach La'Keshia Frett Meredith played seven seasons in the WNBA, including making three appearances in the Western Conference Finals, after a two-year stint in the American Basketball League. Frett Meredith retired from the WNBA to take a full-time coaching position at her alma mater, serving as an assistant coach for Georgia from 2005-11. Associate head coach Karleen Thompson is a coaching veteran in the WNBA with the Houston Comets, Los Angeles Sparks and most recently with the Atlanta Dream. Thompson joined the coaching staff of the Houston Comets in 2005, serving as an assistant coach for two seasons before being promoted to head coach and acting general manager of from 2007-08. Before coaching with the Comets, Thompson spent eight years in the Los Angeles Sparks organization. She joined the Sparks in 1997. In 2004, she served as interim co-head coach following the mid-season departure of Michael Cooper to join the staff of the Denver Nuggets of the NBA. Thompson helped the Sparks to WNBA titles in 2001 and 2002

WELCOME BACK, BRE

- Former Virginia women's basketball guard Breyana Mason has joined Tina Thompson's staff as the director of scouting and video services
- Mason was a four-year starting guard for the Cavalier women's basketball team (2014-17), finishing her career ranked 26th on the all-time scoring list with 1,080 points. Mason was a three-time All-ACC Academic Team member and was the fourth player in program history to earn the prestigious Weaver-James-Corrigan ACC Postgraduate Scholarship, and one of just 28 ACC women's basketball players to have earned the honor. She was a two-time recipient of the Christine J. Toretti Scholarship for Academic Excellence as well as earning the Ralph Sampson Scholarship Award for excellence in leadership, academics and athletics
- A native of Woodbridge, Va., she was voted the 2013 Gatorade Virginia State Player of the Year as well as being a Parade Magazine All-American as a star at Forest Park High
- Mason is a double graduate of the University of Virginia, earning a B.A. in American studies in 2017 and an M.Ed. in educational psychology with a concentration in applied development science in August of 2018

VIRGINIA STORYLINES AND FUN FACTS

- The Cavaliers have a very international flair. Joining Nigeria's Felicia Aiyetun and Luxembourg's Lisa Jablonowski is redshirt freshman guard Amandine Toi from Paris. Toi was a member of the French U19 Junior National Team and competed at the 2017 U19 FIBA Women's Basketball World Cup in Italy, finishing in fifth place. Toi missed all of last season after sustaining an injury to her left knee right before the start of the season. This year, she sustained an injury to her right knee in practice the week before the start of the season
- Jablonowski is fluent in English, German, French and Luxembourgish. Her family is originally from Poland, but she is not fluent in Polish. Aiyetun speaks English and Yoruba. Toi speaks English and French. Jocelyn Willoughby is a native English speaker, but was a member of the UVA Spanish club and is not quite fluent in Spanish
- Jablonowski has made the most of her time in the United States, traveling extensively, including doing a driving tour of the West this summer, including Southern Utah and Colorado. She has also visited New York City and other major metropolitan areas
- Mone Jones is majoring in drama. Right before the season began, she was the stage manager for the play The Wolves being produced by the UVA Department of Drama at the Ruth Caplin Theatre
- Dominique Toussaint is also majoring in drama
- Khyasia Caldwell is a two-sport athlete at UVA. She is a long jumper on the track & field team during outdoor season. Last year, she was the ACC runner-up in the long jump, capturing a mark of 6.10m (20'0.25") for second place and earning All-ACC honors. She ranks 10th in the UVA record book with a PR 6.12m (20' 1") in the event last year

STORYLINES AND FUN FACTS CONTINUED

- Freshman Erica Martinsen and Felicia Aiyeotan were teammates at Blair Academy for one year
- Brianna Tinsley's hometown is Madison, Va., but she went to high school at Charlottesville's St. Anne's-Belfield, the campus of which is only 3/4's of a mile from John Paul Jones Arena Felicia Aiyeotan, a 6-9 center from Lagos, Nigeria who was the tallest active player in NCAAWBB last season, was the conference leader in blocked shots last season and comes into her junior season tied for fourth in UVA history in that statistical category. A member of the ACC All-Defensive team, she started 27 of 33 games, averaging 7.4 points per game with seven double-doubles
- Aiyeotan did not start playing basketball until she was 12 years old. She was convinced to attend a camp put on by the Hope 4 Girls foundation, which changed the course of her life. Aiyeotan grew up in a poor section of Lagos and attended public school. With her height, she was forced to sit in the back of the class (with class sizes of 120 or more), couldn't ask questions, and felt quite isolated. She was relentlessly bullied because of her height and was very isolated and shy. After discovering basketball, she found her calling, and built her self-esteem, breaking out of her shell. The organization, whose mission is "to provide opportunities to empower young women to become leaders in their communities through sport and education" was founded by Mobolaji Akiode (known as MoBo), a former Fordham basketball player and Olympian with the Nigerian National team. They helped Felicia obtain a scholarship to come to the US for high school, where she played first at Neumann-Goretti before finishing her senior season at Blair Academy. Felicia has been back to Nigeria each of the last two summers (about two week trips each time). It is her goal to go back after graduating and be a role model for others in a community that is very short on strong, powerful, successful female figures
- More from Aiyeotan: "Most schools just have soccer fields. There weren't basketball courts or gyms at my school because it was a public school. They don't have a lot of resources for that. Where I lived, though, there was an outdoor basketball court. I would go there on the weekends because during the week, I had to go to tutoring. At that time I wasn't fully into basketball. Since it was outdoors, the weather would sometimes mess your schedule up because it would rain." She came to the United States before her freshman year in high school. She spent three years at Neumann Goretti High in Philadelphia (where they were the No. 1 team in the nation her junior year before transferring to Blair Academy in New Jersey for her senior year. Pounded Yam Egusi Soup is her favorite dish from home that her mom makes. "Pounded yam looks like dough, like mashed potatoes and then Egusi soup is made out of melon and vegetables. You can add whatever you want, if you want beef or fish, but it is spicy." She really misses the spice of Nigerian food

OFFCOURT NOTES ON JOCELYN WILLOUGHBY

- Jocelyn Willoughby is the non-voting, student-athlete member of the NCAA Division I Women's Basketball Oversight Committee. Willoughby is the lone student-athlete on the 15-member committee with her tenure running through June 2020. The goals of the committee are to advance the game and perception of women's basketball, improve the student-athlete experience and put an emphasis on the personal growth of student athletes. Along with the goals, it will also work to supervise qualifications and/or selection procedures for the NCAA Division I Women's Basketball Championship and provide direction to the NCAA Division I Women's Basketball Rules Committee regarding playing rules.
- Willoughby is also a Meriwether Lewis Institute for Citizen Leadership Fellow (Class of 2020 cohort). Each year, 25 students are selected to become Fellows in the fall of their second year. Incorporating academic, experiential, and applied learning elements, the program includes a School of Architecture course on "Foundations in Design Thinking" for Fellows in the second-year spring semester. Subsequent components include a six-week summer leadership institute, a Batten School "Leadership in Practice" seminar in the third-year spring semester, and ongoing work to improve the University in their fourth years.
- During UVA's Fall Convocation Ceremony on October 26, Willoughby received a certificate of Intermediate Honors, a distinction given to third-year students who are among the top 20 percent of their class in the College of Arts & Sciences. Willoughby is completing her undergraduate degree in Global Development Studies a year early (she will graduate in May), and she will complete her Master's in Public Policy degree (which she has already begun) in the spring of 2020. She is also an Office of African-American Affairs Peer Advisor
- Willoughby has also been given the honor of living on the Lawn this year, one of the top honors awarded to fourth-year students at the University. Willoughby, who is athletically a junior, will graduate in May in three years, but will play her fourth year as a grad student next year. Residence on the Lawn recognizes students for unselfish service to the University and Charlottesville/Albemarle County communities, and achievement in their respective fields of activity and academics. Lawn residents are a diverse group of students who represent widely varying activities, backgrounds, and interests. Students selected to live on the Lawn enjoy the distinction earned by their unselfish service and achievement in their respective fields of activity and academics. The nature and quality of service to the University and broader local community is a major consideration in making selections. Once chosen for the Lawn, they assume an obligation to so manage their living as to enhance the general reputation and good name of the University in the eyes of the public, since Lawn rooms are constantly in the public eye. Details of the special obligations include continued involvement in the University community, adherence to University policies in the historic public space, as well taking responsibility for establishing a vibrant and welcoming Lawn community and active participation in events

NUMERICAL

NO.	NAME	POS.	HT.	CLASS	HOMETOWN / PREVIOUS SCHOOL
1	Brianna Tinsley	Guard	5-7	So.	Madison, Va./St. Anne's-Belfield
4	Dominique Toussaint	Guard	5-9	Jr.	Staten Island, N.Y./Christ the King
5	Khyasia Caldwell	Guard	5-5	So.	Pocono Summit, Pa./Pocono Mountain East
10	Dani Lawson	Forward	6-2	So.	Cleveland, Ohio/Hathaway Brown High/Purdue
13	Jocelyn Willoughby	Guard	6-0	Jr.	East Orange, N.J./Newark Academy
14	Lisa Jablonowski	Forward	6-3	Jr.	Ernster, Luxembourg/Lycees des Garcons
20	Erica Martinsen	Guard	5-9	Fr.	Clarence, N.Y./IMG Academy
23	Amandine Toi	Guard	5-11	R-Fr.	Paris, France / INSEP Academy
30	Felicia Aiyeotan	Center	6-9	Jr.	Lagos, Nigeria/Blair Academy (N.J.)
32	Moné Jones	Forward	6-3	Sr.	Durham, N.C./Riverside
35	Shakyna Payne	Forward	6-3	Jr.	Acworth, Ga./Southwest Atlanta Christian Academy

ALPHABETICAL

NO.	NAME	POS.	HT.	CLASS	HOMETOWN / PREVIOUS SCHOOL
30	Felicia Aiyeotan	Center	6-9	Jr.	Lagos, Nigeria/Blair Academy (N.J.)
5	Khyasia Caldwell	Guard	5-5	So.	Pocono Summit, Pa./Pocono Mountain East
4	Lisa Jablonowski	Forward	6-3	Jr.	Ernster, Luxembourg/Lycees des Garcons
32	Moné Jones	Forward	6-3	Sr.	Durham, N.C./Riverside
10	Dani Lawson	Forward	6-2	So.	Cleveland, Ohio/Hathaway Brown High/Purdue
20	Erica Martinsen	Guard	5-9	Fr.	Clarence, N.Y./IMG Academy
35	Shakyna Payne	Forward	6-3	Jr.	Acworth, Ga./Southwest Atlanta Christian Academy
1	Brianna Tinsley	Guard	5-7	So.	Madison, Va./St. Anne's-Belfield
23	Amandine Toi	Guard	5-11	R-Fr.	Paris, France / INSEP Academy
4	Dominique Toussaint	Guard	5-9	Jr.	Staten Island, N.Y./Christ the King
13	Jocelyn Willoughby	Guard	6-0	Jr.	East Orange, N.J./Newark Academy

HEAD COACH: Tina Thompson (Southern California '97), 1st Year at Virginia

ASSOCIATE HEAD COACH: Karleen Thompson (Southern California '97), 1st year at Virginia

ASSISTANT COACH: La'Keshia Frett Meredith (Georgia '97), 6th year at Virginia

ASSISTANT COACH: Jama Sharp (Stetson '15), 1st year at Virginia

PRONUNCIATION GUIDE

Felicia Aiyeotan	eye-OH-tahn
Khyasia Caldwell	KIE-Asia
Lisa Jablonowski	LEE-zuh YOB-lo-NOW-skee
Shakyna Payne	shuh-KYE-nuh
Amandine Toi	Ah-mahn-DEEN TWAH
Dominique Toussaint	too-SAWN-t

La'Keshia Frett Meredith

Lah-KEE-shah

30 FELICIA AIYEOTAN



6-9 • Junior • Center • Lagos, Nigeria • Blair Academy (N.J.)

2018-19

- Career-high 16 rebounds against Mississippi State (11/9)
- Sustained a knee injury in the first quarter of the NC A&T game (11/20), missing 11 games before returning to the court to play nine minutes against Virginia Tech (1/10)

2017-18

- ACC All-Defensive Team
- ACC leader in blocked shots, ranked 11th in rebounding Was the tallest active player in NCAA women's basketball
- Seven double-doubles
- Her 69 blocked shots is the fourth-highest single-season total in program history. She has 123 blocked shots in her first three seasons, tied for fourth most in the UVA record book

2016-17

- Third in the ACC in blocked shots
- Her 53 blocked shots ranks seventh in the Virginia record book for a single season. Had more blocked shots than the entire team did in 2013-14

OTHER

- Is 6-9 with a wing span of 7-3
- Played her senior season at Blair Academy (N.J.), averaging 14.0 points per game. As a junior at Nuemann Goretti High in Philadelphia, Pa., won the national title with the team going 30-0 and finishing as the top-ranked high school team in the country
- Rated as the No. 87 overall prospect and No. 14 at her position by ProspectNation and No. 15 among all 2016-17 centers by ESPN HoopGurlz

2018-19 GAME-BY-GAME:

Opponent	GS	FG-FGA	3FG-3FGA	FT-FTA	Off-Def	Total Reb	PF	Points	A	TO	Blk	Stl	Min
MISS ST	*	2-6	0-0	0-0	4-12	16	2	4	0	1	4	0	35
at UK	*	4-5	0-0	0-0	2-11	13	1	8	0	4	5	0	32
at ODU	*	4-7	0-0	2-2	3-6	9	3	10	1	2	2	0	24
NC A&T	*	2-2	0-0	0-0	0-1	1	1	4	0	1	2	0	8
C MICH		INJ											
SLU		INJ											
at MSU		INJ											
COPPIN		INJ											
AMERICAN		INJ											
RADFORD		INJ											
vs Alabama		INJ											
vs USF		INJ											
CHARLOTTE		INJ											
FLORIDA ST		INJ											
at Clemson		INJ											
VT		1-2	0-0	0-2	0-0	0	0	2	0	1	0	0	9
NC STATE		1-2	0-0	0-0	0-4	4	1	2	0	1	4	1	15
at Louisville													
at Pitt													
WAKE													
at Syracuse													
at Miami													
BC													
DUKE													
at UNC													
LOUISVILLE													
GT													
at VT													
at Notre Dame													

SINGLE GAME BESTS

POINTS

Season: 10 at Old Dominion (11/18)

Career: 23 vs Coppin State (11/13/16)

REBOUNDS

Season: 16 vs Mississippi State (11/9)

Career: 16 vs Mississippi State (11/9)

OFFENSIVE REBOUNDS

Season:

Career: 7 vs Notre Dame (2/15/18)

FG MADE

Season:

Career: 10 vs Coppin State (11/13/16)

FG ATTEMPTS

Season:

Career: 12 (2x) last vs Notre Dame (2/15)

FG PERCENTAGE

Season:

Career: 8-of-9 (.889) vs UIC (12/16/16)
4-of-4 vs Miami (2/18/18)

FT MADE

Season:

Career: 3

FT ATTEMPTS

Season:

Career: 6 vs Notre Dame (2/15/18)

ASSISTS

Season:

Career: 3 vs Syracuse (12/31/17)

BLOCKS

Season: 5 at Kentucky (11/15)

Career: 6 (multiple)

STEALS

Season:

Career: 2, Nebraska (11/26/16)

Double Doubles:


Season:

Career: 8, last vs Notre Dame (2/15)

VIRGINIA CAREER STATISTICS

Year	G-GS	Min/Avg	FG-FGA	Pct.	3FG-A	Pct.	FT-FTA	Pct.	O-D	T	Avg.	Pf-DQ	Ast	TO	Blk	St	Pts	Avg
2016-17	33-0	411/12.5	65-125	.520	0-0	.000	21-32	.656	42-79	121	3.7	28-0	14	39	54	4	151	4.6
2017-18	33-27	738/22.4	112-217	.516	0-0	.000	21-41	.512	74-153	227	6.9	46-0	23	59	69	7	245	7.4
2018-19	6-4	123/20.5	14-24	.583	0-0	.000	2-4	.500	9-34	43	7.2	8-0	1	10	17	1	30	5.0
TOTAL	72-31	1272/17.7	191-366	.522	0-0	.000	44-77	.571	125-266	391	5.4	82-0	38	108	140	12	426	5.9

5 KHYASIA CALDWELL



5-5 • Sophomore • Guard • Pocono Summit, Pa. • Pocono Mountain East

AT VIRGINIA

2018-19

- Made her first career start against Mississippi State (11/9)
- Scored a career-high 11 points, going 5-of-5 from the field, against Coppin State (12/2)

2017-18

- Is a two-sport athlete at UVA, also be competing for the track & field team in the spring during outdoor season
- Appeared in 14 games, scoring 13 points
- Made her collegiate debut at Mississippi State, scoring two points and grabbing a steal in two minutes on the court (11/10)
- Scored four points in four minutes against Manhattan (12/21)
- In track, was the ACC runner-up in the long jump, capturing a mark of 6.10m (20'0.25") for second place and earning All-ACC honors
- Ranks 10th in school history in the long jump at 6.12m (20' 1")

SINGLE GAME BESTS

POINTS

Season: 11 vs Coppin State (12/2)

Career: 11 vs Coppin State (12/2/18)

REBOUNDS

Season: 5 vs Coppin State (12/2)

Career: 5 vs Coppin State (12/2/18)

FG MADE

Season: 5 vs Coppin State (12/2)

Career: 5 vs Coppin State (12/2/18)

FG ATTEMPTS

Season: 11 vs Mississippi State (11/9)

Career: 11 vs Mississippi State (11/9/18)

FG PERCENTAGE

Season: 5-of-5 vs Coppin State (12/2)

Career: 5-of-5 vs Coppin State (12/2/18)

3 PT FG MADE

Season:

Career:

3 PT FG ATTEMPTS

Season:

Career:

FT MADE

Season:

Career:

FT ATTEMPTS

Season:

Career:

ASSISTS

Season: 3 vs Saint Louis (11/25)

Career: 3 vs Saint Louis (11/25/18)

BLOCKS

Season: 2 vs Coppin State (12/2)

Career: 2 vs Coppin State (12/2)

STEALS

Season: 4 vs USF, 12/21

Career: 4 vs USF, 12/21/18

2018-19 GAME-BY-GAME:

Opponent	GS	FG-FGA	3FG-3FGA	FT-FTA	Off-Def	Total Reb	PF	Points	A	TO	Blk	Stl	Min
MISS ST	*	1-11	0-1	1-2	0-2	2	1	3	0	6	0	1	24
at UK	*	1-4	0-0	0-4	2-2	4	4	2	1	3	0	0	19
at ODU		2-2	0-0	1-2	0-1	1	3	5	0	0	0	0	15
NC A&T		2-5	1-1	0-0	2-1	3	0	5	1	2	1	1	18
C MICH		1-3	1-2	0-0	0-0	0	4	3	2	1	1	0	18
SLU		0-3	0-2	0-0	0-2	2	0	0	3	0	0	1	9
at MSU		4-6	1-1	0-0	0-1	1	2	9	1	1	0	0	18
COPPIN		5-5	1-1	0-0	3-2	5	1	11	0	2	2	0	25
AMERICAN		1-3	0-0	2-4	0-3	3	1	4	1	3	0	1	22
RADFORD		3-6	0-1	0-0	3-1	4	2	6	1	1	1	0	22
vs Alabama		0-1	0-0	0-0	1-0	1	1	0	2	0	0	1	11
vs USF		2-6	0-0	3-5	2-3	5	1	7	4	1	0	4	22
CHARLOTTE		0-1	0-0	0-0	1-3	4	1	0	1	1	0	0	10
FLORIDA ST		1-4	0-0	2-2	1-2	3	1	4	1	2	0	0	12
at Clemson		0-0	0-0	0-0	0-0	0	2	0	0	2	0	0	5
VT		1-2	0-1	1-2	2-0	2	1	3	0	0	0	1	11
NC STATE		1-5	0-1	2-2	1-1	2	1	4	0	0	0	0	10
at Louisville													
at Pitt													
WAKE													
at Syracuse													
at Miami													
BC													
DUKE													
at UNC													
LOUISVILLE													
GT													
at VT													
at Notre Dame													

VIRGINIA CAREER STATISTICS

Year	G-GS	Min/Avg	FG-FGA	Pct.	3FG-A	Pct.	FT-FTA	Pct.	O-D	T	Avg.	Pf-DQ	Ast	TO	Blk	St	Pts	Avg
2017-18	14-0	37/2.6	5-12	.417	1-2	.500	2-4	.500	1-1	2	0.1	13-0	1	2	0	1	13	0.9
2018-19	17-2	271/15.9	25-67	.373	4-11	.364	12-23	.522	18-24	42	2.5	26-0	18	25	5	10	66	3.9
TOTAL	31-2	308/9.9	30-79	.380	5-13	.385	14-27	.519	19-25	44	1.4	39-0	19	27	5	11	79	2.5

14 LISA JABLONOWSKI



6-3 • Junior • Forward • Ernster, Luxembourg • Lycee des Garcons

AT VIRGINIA

2018-19

- Scored seven points with five rebounds at ODU (11/18)
- Scored a career-high 13 points (on 6-of-9 shooting) with nine rebounds (including seven O-boards) against Saint Louis in her first start of the season
- Had her first double-digit rebounding game against American, grabbing 13 rebounds (12/5)
- Had her first career double-double vs Radford, leading the team with 11 points and 11 rebounds (12/8)
- Scored 17 point on 5-of-7 shooting, going 7-of-10 from the free throw line in the win over Charlotte (12/30)

2017-18

- Started the game at Dayton (11/19); made her second start of the season at Virginia Tech (2/11)
- Had five assists and six rebounds in the win over North Carolina (1/25) and followed with a five-rebound performance in 11 minutes on the floor at Georgia Tech (1/28)

2016-17

- Moved into the starting lineup for the final nine games of the season
- Made her collegiate debut in the season-opener against Middle Tennessee, scoring four points with four rebounds in 11 minutes
- Had a game-high six rebounds in 13 minutes against Rutgers (11/20)
- Made her first career start against Wake Forest (2/12)
- Had a team-high eight rebounds in the upset win over No. 4 FSU (2/16)

2018-19 GAME-BY-GAME:

Opponent	GS	FG-FGA	3FG-3FGA	FT-FTA	Off-Def	Total Reb	PF	Points	A	TO	Blk	Stl	Min
MISS ST		0-2	0-0	0-0	2-0	2	0	0	1	0	0	0	16
at UK		0-2	0-0	0-0	0-1	1	1	0	2	1	0	1	14
at ODU		2-5	1-1	2-2	1-4	5	2	7	0	1	0	1	21
NC A&T		1-3	0-0	3-3	1-1	2	1	5	2	1	0	1	18
C MICH		2-9	0-2	0-0	3-2	5	2	4	1	1	3	1	25
SLU	*	6-9	0-0	1-3	7-2	9	1	13	0	0	0	1	30
at MSU	*	3-6	0-1	0-0	4-1	5	3	6	3	3	0	0	30
COPPIN	*	1-5	0-1	0-2	4-2	6	1	2	2	2	2	1	27
AMERICAN	*	4-8	0-1	1-1	5-8	13	3	9	2	1	0	1	33
RADFORD	*	4-7	0-1	3-4	3-8	11	1	11	1	2	1	2	39
vs Alabama	*	2-6	0-1	4-4	5-5	10	3	8	0	0	3	0	28
vs USF	*	1-3	0-0	1-2	1-4	5	3	3	1	3	1	0	36
CHARLOTTE	*	5-7	0-0	7-10	6-0	6	2	17	2	0	1	2	35
FLORIDA ST	*	4-6	0-1	0-0	3-5	8	1	8	1	1	1	2	38
at Clemson	*	4-6	0-1	2-4	3-2	5	1	10	2	0	0	3	35
VT	*	2-5	0-0	2-2	1-5	6	4	6	0	2	1	2	29
NC STATE	*	0-1	0-1	0-0	1-2	3	1	0	2	2	0	2	33
at Louisville													
at Pitt													
WAKE													
at Syracuse													
at Miami													
BC													
DUKE													
at UNC													
LOUISVILLE													
GT													
at VT													
at Notre Dame													

SINGLE GAME BESTS

POINTS

Season: 17 vs Charlotte (12/30)
Career: 17 vs Charlotte (12/30/18)

REBOUNDS

Season: 13 vs American (12/5)
Career: 13 vs American (12/5/18)

FG MADE

Season: 6 vs Saint Louis (11/25)
Career: 6 vs Saint Louis (11/25/18)

FG ATTEMPTS

Season: 9 vs Saint Louis (11/25)
Career: 9 vs Saint Louis (11/25/18)

FG PERCENTAGE

Season: 5-7 (.714) vs Charlotte (12/30)
Career: 5-7 (.714) vs Charlotte (12/30/18)

3 PT FG MADE

Season:
Career:

3 PT FG ATTEMPTS

Season:
Career: 2

FT MADE

Season: 7 vs Charlotte (12/30)
Career: 7 vs Charlotte (12/30/18)

FT ATTEMPTS

Season: 10 vs Charlotte (12/30)
Career: 10 vs Charlotte (12/30/18)

ASSISTS

Season: 3 at Michigan State (11/28)
Career: 5 vs North Carolina (1/25/18)

BLOCKS

Season: 3 (2x) last vs Alabama (12/20)
Career: 3 (2x)

STEALS

Season:
Career: 3 (2x) last at Syracuse (01/02)

DOUBLE DOUBLE

Season: 1 vs Radford (12/8)
Career: 1 vs Radford (12/8/18)

VIRGINIA CAREER STATISTICS

Year	G-GS	Min/Avg	FG-FGA	Pct.	3FG-A	Pct.	FT-FTA	Pct.	O-D	T	Avg.	Pf-DQ	Ast	TO	Blk	St	Pts	Avg
2016-17	32-9	521/16.3	34-80	.425	4-15	.267	6-17	.353	45-38	83	2.6	27-0	22	29	8	30	78	2.4
2017-18	33-2	582/17.6	32-75	.427	3-18	.167	8-16	.500	34-63	97	2.9	31-0	39	30	6	20	75	2.3
2018-19	17-12	487/28.6	41-90	.456	1-11	.091	26-37	.703	50-52	102	6.0	30-0	22	20	13	20	109	6.4
TOTAL	82-23	1590/19.4	107-245	.437	8-44	.182	40-70	.571	129-153	282	3.4	88-0	83	79	27	70	262	3.2

32 MONÉ JONES



6-3 • Senior • Forward • Durham, N.C. • Riverside High School

AT VIRGINIA

2018-19

- Made her second career start against Mississippi State (11/9)
- Scored a career-high 11 points while matching a career high with seven rebounds at ODU. Went 4-of-4 from the floor and 3-of-3 from the line
- Grabbed a career-high 10 rebounds against Central Michigan to lead the team (11/24)

2017-18

- Missed 10 games, beginning with Hampton (11/21) with a foot injury. Dressed for the Syracuse game (12/31), but did not play. Returned to action against Clemson (1/7)
- Scored 12 points with seven offensive rebounds against Florida State (1/3)

2016-17

- Missed the first eight games of the season with a leg injury
- Made her season debut against UIC, scoring 3 pts in 12 minutes (12/16)
- Scored nine points in 18 minutes against MDES (12/21)

2015-16

- Appeared in 33 games with one start, scoring 98 points
- Made her first collegiate start against Virginia Tech

2018-19 GAME-BY-GAME:

Opponent	GS	FG-FGA	3FG-3FGA	FT-FTA	Off-Def	Total Reb	PF	Points	A	TO	Blk	Stl	Min
MISS ST	*	2-3	0-0	0-0	1-1	2	3	4	2	4	0	2	33
at UK	*	2-3	1-1	2-2	1-3	4	0	7	3	2	0	1	30
at ODU	*	4-4	0-0	3-3	1-6	7	2	11	1	1	0	0	19
NC A&T	*	1-4	1-3	2-2	0-2	2	3	5	1	2	0	1	27
C MICH	*	3-7	2-3	0-0	3-7	10	3	8	0	0	0	0	35
SLU	*	2-4	0-0	2-4	1-1	2	4	6	1	1	0	0	25
at MSU	*	3-7	0-2	2-2	1-1	2	3	8	0	2	0	0	31
COPPIN	*	3-6	0-1	3-4	0-2	2	4	9	0	2	2	0	22
AMERICAN	*	2-9	0-2	5-6	1-2	3	2	9	3	2	1	0	40
RADFORD	*	1-5	0-0	4-5	2-1	3	2	6	0	0	3	0	37
vs Alabama	*	2-5	0-0	0-0	2-3	5	1	4	0	1	0	1	33
vs USF	*	2-7	0-2	2-2	3-7	10	2	6	1	1	0	0	35
CHARLOTTE	*	1-5	0-1	6-6	2-5	7	2	8	1	1	1	0	35
FLORIDA ST	*	5-10	1-2	1-2	7-0	7	1	12	2	3	0	1	40
at Clemson	*	5-9	0-0	0-0	2-3	5	2	10	2	2	3	2	39
VT	*	1-7	0-3	5-6	4-5	9	4	7	1	1	1	0	37
NC STATE	*	1-4	0-1	5-6	2-1	3	4	7	1	3	0	0	26
at Louisville													
at Pitt													
WAKE													
at Syracuse													
at Miami													
BC													
DUKE													
at UNC													
LOUISVILLE													
GT													
at VT													
at Notre Dame													

SINGLE GAME BESTS

POINTS

Season: 12 vs Florida State (1/3)
Career: 12 vs Florida State (1/3/19)

REBOUNDS

Season: 10 (2x) vs South Florida (12/21)
Career: 10 (2x) vs South Florida (12/21/18)

FG MADE

Season: 5 vs Florida State (1/3)
Career: 5 vs Florida State (1/3/18)

FG ATTEMPTS

Season: 10 vs Florida State (1/3)
Career: 10 vs Florida State (1/3/19)

FG Percentage

Season: 4-4 at ODU (11/18)
Career: 4-4 at ODU (11/18/18)

3 PT FG MADE

Season:
Career:

3 PT FG ATTEMPTS

Season: 3
Career: 3

FT MADE

Season: 6 vs Charlotte (12/30)
Career: 6 vs Charlotte (12/30/18)

FT ATTEMPTS

Season: 6 (several)
Career: 6 (several)

FT PERCENTAGE

Season: 6-6 vs Charlotte (12/30)
Career: 6-6 vs Charlotte (12/30/18)

ASSISTS

Season: 3 at Kentucky (11/15)
Career: 3 at Kentucky (11/15)

BLOCKS

Season: 3 (2x)
Career: 3 (2x)

STEALS

Season: 2 vs Mississippi State
Career: 3

VIRGINIA CAREER STATISTICS

Year	G-GS	Min/Avg	FG-FGA	Pct.	3FG-A	Pct.	FT-FTA	Pct.	O-D	T	Avg.	Pf-DQ	Ast	TO	Blk	St	Pts	Avg
2015-16	33-1	572/17.3	37-101	.366	0-3	.000	24-32	.750	30-57	87	2.6	69-2	21	43	19	18	98	3.0
2016-17	25-0	243/9.7	12-38	.316	4-12	.333	12-15	.800	8-13	21	0.8	20-1	3	13	2	5	40	1.6
2017-18	15-0	120/8.0	3-16	.188	0-0	.000	2-4	.500	4-2	6	0.4	6-0	6	5	1	1	8	0.5
2018-19	17-17	544/32.0	40-99	.404	5-21	.238	42-50	.840	33-50	83	4.9	42-0	19	28	11	8	127	7.5
TOTAL	90-18	1479/16.4	92-254	.362	9-36	.250	80-101	.792	75-122	197	2.2	137-3	49	89	33	32	273	3.0

20 ERICA MARTINSEN



5-9 • Freshman • Guard • Clarence, N.Y. • IMG Academy (Fla.)

AT VIRGINIA 2018-19

- Made her collegiate debut against Mississippi State, checking in with five minutes remaining in the third quarter, and scored her first career points, knocking down a three with 3:27 remaining in that period
- Led all scorers with 15 points in 13 minutes on 6-of-10 shooting at Kentucky (11/15)
- Went 5-of-9 from three-point range to score a team-high 15 points against Saint Louis (11/25)

HIGH SCHOOL

- Played two years at Williamsville East High before playing her junior year at Blair Academy and then finishing with her senior year at IMG Academy
- Helped lead the Blair Academy team to the New Jersey state title in 2016-17
- Eclipsed 1,000 career points as a sophomore and reached the 2,000 point mark in her Senior Day game
- Ranked No. 18 at her position by ESPN HoopGurlz
- Two-time Western New York High School Player of the Year, averaging 32 points per game as a sophomore and 22 points per game as a freshman
- Named MVP by the Amherst Bee her sophomore season
- ECIC II Player of the Year
- After setting the school record for most points in a game with 45, she later broke that record with 50 points in a game. Martinsen also owns the records for most three-pointers in a game (8) and most three's in a season (99) and steals in a season
- Also played with the New Jersey Sparks Nike Elite Youth Basketball League, played three years of EYBL and one season for Albany City Rocks
- Named Best Newcomer at the Rose Classic NYC and All Star Team
- Played in the New York Empire State Games

2018-19 GAME-BY-GAME:

Opponent	GS	FG-FGA	3FG-3FGA	FT-FTA	Off-Def	Total Reb	PF	Points	A	TO	Blk	Stl	Min
MISS ST		1-3	1-3	0-0	0-1	1	1	3	0	1	0	1	12
at UK		6-10	3-7	0-0	0-1	1	1	15	0	2	0	0	13
at ODU		0-2	0-2	2-2	1-1	2	1	2	1	1	0	0	7
NC A&T		1-2	1-2	1-2	0-1	1	0	4	0	0	0	0	5
C MICH		2-9	2-8	0-0	1-1	2	1	6	1	1	0	0	13
SLU		5-10	5-9	0-0	2-2	4	1	15	0	1	1	0	30
at MSU		1-6	0-5	0-0	0-3	3	1	2	0	1	0	1	17
COPPIN		DNP											
AMERICAN		DNP											
RADFORD		DNP											
vs Alabama		1-4	1-4	0-0	0-0	0	1	3	0	0	0	0	5
vs USF		3-8	1-5	0-0	0-1	1	2	7	0	1	1	0	15
CHARLOTTE		2-7	2-5	2-2	0-2	2	1	8	1	0	1	3	14
FLORIDA ST		0-3	0-3	0-0	0-1	1	0	0	1	0	0	0	11
at Clemson		1-5	1-5	2-2	2-2	4	4	5	2	1	0	0	11
VT		0-2	0-2	0-0	0-1	1	0	0	1	0	0	1	4
NC STATE		1-5	1-4	0-0	1-0	1	2	3	0	0	0	0	13
at Louisville													
at Pitt													
WAKE													
at Syracuse													
at Miami													
BC													
DUKE													
at UNC													
LOUISVILLE													
GT													
at VT													
at Notre Dame													

SINGLE GAME BESTS

POINTS

Season: 15 (2x) last vs Saint Louis

REBOUNDS

Season: 4 vs Saint Louis (11/25)

FG MADE

Season: 6 at Kentucky (11/15)

FG ATTEMPTS

Season: 10 (2x) last vs Saint Louis (11/25)

3 PT FG MADE

Season: 5 vs Saint Louis (11/25)

3 PT FG ATTEMPTS

Season: 9 vs Saint Louis (11/25)

FT MADE

Season:

FT ATTEMPTS

Season:

ASSISTS

Season:

BLOCKS

Season:

STEALS

Season:

VIRGINIA CAREER STATISTICS

Year	G-GS	Min/Avg	FG-FGA	Pct.	3FG-A	Pct.	FT-FTA	Pct.	O-D	T	Avg.	Pf-DQ	Ast	TO	Blk	St	Pts	Avg
2018-19	14-0	170/12.1	24-76	.316	18-64	.281	7-8	.875	7-17	24	1.7	16-0	7	9	3	6	73	5.2

35 SHAKYNA PAYNE



6-3 • Junior • Forward • Acworth, Ga. • SW Atlanta Christian Academy

AT VIRGINIA

2018-19

- Scored a career-high six points with a career-high five rebounds at Old Dominion, scoring all her points and grabbing all of her rebounds in the second quarter (11/18)
- Had her first career start against Central Michigan (11/24), grabbing a career-high seven rebounds

2017-18

- Scored her first career points against Central Connecticut (11/12)
- Grabbed three rebounds against CCSU (11/12) and Ohio (12/17)

2016-17

- Made her collegiate debut in the South Point Shootout game against Nebraska, playing seven minutes

2015-16

- Missed the entire season with a leg injury

SINGLE GAME BESTS

POINTS

Season: 7 vs Coppin State (12/2)

Career: 7 vs Coppin State (12/2/18)

REBOUNDS

Season: 7 vs Central Michigan (11/24)

Career: 7 vs Central Michigan (11/24/18)

FG MADE

Season:

Career:

FG ATTEMPTS

Season:

Career:

3 PT FG MADE

Season:

Career:

3 PT FG ATTEMPTS

Season:

Career:

FT MADE

Season:

Career:

FT ATTEMPTS

Season:

Career:

ASSISTS

Season: 2 vs Mississippi State (11/9)

Career: 2 vs Mississippi State (11/9/18)

BLOCKS

Season: 2 (2x) last at ODU (11/18)

Career: 2 (2x) last at ODU (11/18/18)

STEALS

Season:

Career:

2018-19 GAME-BY-GAME:

Opponent	GS	FG-FGA	3FG-3FGA	FT-FTA	Off-Def	Total Reb	PF	Points	A	TO	Blk	Stl	Min
MISS ST		0-1	0-0	2-2	1-1	2	3	2	2	0	0	0	5
at UK		0-1	0-0	0-0	0-3	3	0	0	0	2	2	0	8
at ODU		3-4	0-0	0-0	1-4	5	1	6	0	2	2	0	17
NC A&T		0-3	0-1	2-2	1-0	1	4	2	0	2	0	0	23
C MICH	*	1-1	0-0	0-0	2-5	7	1	2	0	1	0	0	20
SLU		2-6	0-0	0-0	1-1	2	0	4	0	1	0	0	9
at MSU		0-1	0-0	0-0	0-0	0	2	0	0	0	1	1	6
COPPIN		2-5	0-0	3-5	1-5	6	2	7	0	0	0	0	26
AMERICAN		0-1	0-0	0-0	0-2	2	0	0	0	1	0	0	9
RADFORD		0-0	0-0	0-0	0-0	0	0	0	0	2	0	0	4
vs Alabama		2-6	0-0	0-0	0-6	6	1	4	0	1	0	0	20
vs USF		1-1	0-0	1-1	1-0	1	0	3	0	1	1	0	9
CHARLOTTE		0-1	0-0	0-0	0-1	1	1	0	0	0	0	0	10
FLORIDA ST		0-0	0-0	0-0	0-0	0	0	0	0	0	0	0	2
at Clemson		0-2	0-0	0-0	0-0	0	0	0	0	1	0	0	5
VT		0-1	0-0	0-0	1-1	2	0	0	0	0	0	0	4
NC STATE		0-0	0-0	0-0	1-1	2	0	0	0	0	0	0	6
at Louisville													
at Pitt													
WAKE													
at Syracuse													
at Miami													
BC													
DUKE													
at UNC													
LOUISVILLE													
GT													
at VT													
at Notre Dame													

VIRGINIA CAREER STATISTICS

Year	G-GS	Min/Avg	FG-FGA	Pct.	3FG-A	Pct.	FT-FTA	Pct.	O-D	T	Avg.	Pf-DQ	Ast	TO	Blk	St	Pts	Avg
2015-16	INJURED																	
2016-17	5-0	19/3.8	0-4	.000	0-0	.000	0-2	.000	0-2	2	0.4	1-0	0	1	1	0	0	0.0
2017-18	6-0	30/5.0	2-6	.333	0-0	.000	1-2	.500	2-4	6	1.0	7-0	0	4	0	1	5	0.8
2018-19	17-1	183/10.8	11-34	.324	0-1	.000	8-10	.800	10-30	40	2.4	15-0	2	14	6	1	30	1.8
TOTAL	28-1	232/8.3	13-44	.295	0-1	.000	9-14	.643	12-36	48	1.7	23-0	2	19	7	2	35	1.3

BRIANNA TINSLEY



5-7 • Sophomore • Guard • Madison, Va. • St. Anne's-Belfield

AT VIRGINIA

2018-19

- Scored a then-career-high 16 points, going 4-of-7 from three-point range, against Central Michigan (11/24)
- Topped that performance two games later by scoring 19 points at Michigan State, going 5-of-9 from three-point range (11/28)
- Matched her career high with a 19-point performance against Florida State (1/3)

2017-18

- Played in all 33 games, making 28 starts, averaging 19.8 minutes per game
- Averaged 4.1 points and 1.7 rebounds per game
- Made her collegiate debut at Mississippi State, grabbing two rebounds in her first two minutes on the floor. Finished the game with seven points and two rebounds (11/10)
- Made her first career start at Dayton (11/19)
- Scored a season-high 10 points against North Carolina (1/25); followed with eight points and a season-high five rebounds at Georgia Tech (1/28)

2018-19 GAME-BY-GAME:

Opponent	GS	FG-FGA	3FG-3FGA	FT-FTA	Off-Def	Total Reb	PF	Points	A	TO	Blk	Stl	Min
MISS ST		2-11	2-4	0-0	0-2	2	0	6	1	2	0	0	24
at UK		2-5	1-3	0-0	0-1	1	3	5	4	3	0	0	16
at ODU	*	1-7	0-4	5-6	1-1	2	2	7	4	3	0	1	30
NC A&T	*	4-9	2-6	0-0	1-2	3	0	10	1	3	0	2	34
C MICH	*	5-14	4-7	2-2	0-0	0	1	16	2	2	0	1	27
SLU	*	2-9	2-7	0-0	0-2	2	0	6	2	2	0	0	23
at MSU	*	6-12	5-9	2-2	0-1	1	2	19	2	3	0	2	32
COPPIN	*	1-7	1-4	0-0	0-5	5	0	3	4	1	0	0	26
AMERICAN	*	1-8	1-4	0-0	0-5	5	1	3	2	1	0	1	27
RADFORD	*	2-14	1-6	2-2	1-4	5	2	7	0	4	0	0	32
vs Alabama	*	4-13	2-7	1-2	0-5	5	1	11	3	1	0	1	33
vs USF	*	3-9	1-3	0-0	2-3	5	2	7	0	2	0	0	19
CHARLOTTE	*	5-14	2-8	0-0	1-2	3	0	12	1	5	0	4	32
FLORIDA ST	*	6-13	3-6	4-5	0-1	1	0	19	1	2	0	2	32
at Clemson	*	3-9	2-6	1-1	1-4	5	3	9	3	4	0	2	32
VT	*	4-12	0-5	7-7	0-4	4	0	15	1	2	0	1	32
NC STATE	*	0-6	0-4	0-0	0-1	1	1	0	1	1	0	0	30
at Louisville													
at Pitt													
WAKE													
at Syracuse													
at Miami													
BC													
DUKE													
at UNC													
LOUISVILLE													
GT													
at VT													
at Notre Dame													

SINGLE GAME BESTS

POINTS

Season: 19 (2x) last vs Florida State (1/3)

Career: 19 (2x) last vs Florida State (1/3/19)

REBOUNDS

Season: 5 (several)

Career: 5 (several)

FG MADE

Season: 6 (2x)

Career: 6 (2x)

FG ATTEMPTS

Season: 14 (several)

Career: 14 (several)

3 PT FG MADE

Season: 5 at Michigan State (11/28)

Career: 5 at Michigan State (11/28/18)

3 PT FG ATTEMPTS

Season: 9 at Michigan State (11/28)

Career: 9 at Michigan State (11/28/18)

3 PT FG PERCENTAGE

Season:

Career: 4-of-4 vs Miami (2/18)

FT MADE

Season: 7 vs Virginia Tech (1/10)

Career: 7 vs Virginia Tech (1/10/18)

FT ATTEMPTS

Season: 7 vs Virginia Tech (1/10)

Career: 7 vs Virginia Tech (1/10/19)

FT PERCENTAGE

Season: 7-7 vs Virginia Tech (1/10)

Career: 7-7 vs Virginia Tech (1/10/19)

ASSISTS

Season: 4 (several)

Career: 5 vs Ohio (12/17)

STEALS

Season: 4 vs Charlotte (12/30)

Career: 4 vs Charlotte (12/30/18)

VIRGINIA CAREER STATISTICS

Year	G-GS	Min/Avg	FG-FGA	Pct.	3FG-A	Pct.	FT-FTA	Pct.	O-D	T	Avg.	Pf-DQ	Ast	TO	Blk	St	Pts	Avg
2017-18	33-28	653/19.8	43-133	.323	24-70	.343	24-33	.727	9-47	56	1.7	48-0	50	62	1	14	134	4.1
2018-19	17-15	481/28.3	51-172	.297	29-93	.312	24-27	.889	7-43	50	2.9	18-0	32	41	0	17	155	9.1
TOTAL	50-43	1134/22.7	94-305	.308	53-163	.325	48-60	.800	16-90	106	2.1	66-0	82	103	1	31	289	5.8

4 DOMINIQUE TOUSSAINT



5-9 • Junior • Guard • Staten Island, N.Y. • Christ the King

AT VIRGINIA

2018-19

- Led all scorers with 19 points in the season-opener against Mississippi State (11/9)
- Scored a game-high 18 points with a game-high 9 rebounds against NC A&T (11/20), matching her career high in boards
- Had her first career double-double against Saint Louis, scoring 10 points with a career-high 10 assists (11/25)
- Named to the Florida Sunshine Classic All-Tournament Team after scoring a combined 30 points with 13 assists in the two games (12/21)
- Matched her career high with 19 points in the comeback victory over Virginia Tech, including hitting the go-ahead jumper with 52 seconds remaining (1/10/18)

2017-18

- Honorable Mention for the All-ACC Team
- Finished the season as the team's leading scorer, averaging 11.4 ppg
- Also led the team in assists with 122. Ranked 10th in the ACC in assists per game (3.7)

2016-17

- ACC All-Freshman Team
- Third among ACC freshmen in points per game (9.5)
- Named the ACC Rookie of the Week (Feb. 6)

HIGH SCHOOL/CLUB

- 2016 Miss New York Basketball, 2016 Gatorade New York State Girls' Basketball Player of the Year

SINGLE GAME BESTS

POINTS

Season: 19 (2x) vs Virginia Tech (1/10)
Career: 19(3x) last vs Virginia Tech (1/10/19)

REBOUNDS

Season: 9 vs NC A&T (11/20)
Career: 9 vs NC A&T (11/20/18)

FG MADE

Season: 4 vs NC AT (11/20)
Career: 8 vs Maryland (11/29/18)

FG ATTEMPTS

Season: 18 vs Mississippi State
Career: 18 (3x)

3 PT FG MADE

Season: 4 vs NC AT (11/20)
Career: 4 vs NC AT (11/20/18)

3 PT FG ATTEMPTS

Season: 6 (2x)
Career: 8 (2x)

FT MADE

Season: 6 (2x)
Career: 6 (several)

FT ATTEMPTS

Season: 8 at Clemson (1/6)
Career: 8 (several)

FT PERCENTAGE

Season: 6-7 vs USF (12/21)
Career: 6-6 vs Pitt (12/28/17)

ASSISTS

Season: 10 vs Saint Louis (11/25)
Career: 10 vs Saint Louis (11/25/18)

BLOCKS

Season:
Career: 2

STEALS

Season: 4 vs Virginia Tech (1/10)
Career: 4 (several)

DOUBLE DOUBLES

Season: 1 vs Saint Louis (11/25)
Career: 1 vs Saint Louis (11/25/18)

2018-19 GAME-BY-GAME:

Opponent	GS	FG-FGA	3FG-3FGA	FT-FTA	Off-Def	Total Reb	PF	Points	A	TO	Blk	Stl	Min
MISS ST	*	7-18	2-5	3-4	1-2	3	1	19	1	3	0	2	32
at UK	*	2-8	1-4	0-0	0-1	1	3	5	5	10	0	0	40-
at ODU	*	4-13	1-6	2-4	0-4	4	2	11	3	1	0	0	35
NC A&T	*	5-11	4-6	4-6	0-9	9	3	18	2	4	2	1	37
C MICH	*	4-13	1-7	2-3	0-0	0	3	11	2	3	1	1	30
SLU	*	3-10	1-4	3-4	1-6	7	3	10	10	5	0	1	37
at MSU	*	3-7	0-2	0-0	0-2	2	2	6	5	5	0	0	33
COPPIN	*	6-13	0-5	2-2	0-3	3	2	14	3	6	1	1	37
AMERICAN	*	3-11	1-7	0-0	0-6	6	3	7	2	3	1	2	39
RADFORD	*	1-10	0-3	2-2	0-4	4	1	4	2	2	0	0	33
vs Alabama	*	4-16	2-7	2-2	0-5	5	2	12	7	4	1	0	36
vs USF	*	6-15	0-4	6-7	0-3	3	1	18	6	3	0	1	35
CHARLOTTE	*	5-11	1-6	0-0	0-4	4	3	11	1	4	1	2	28
FLORIDA ST	*	2-11	0-2	0-0	0-1	1	4	4	3	2	0	1	32
at Clemson	*	4-16	2-7	6-8	0-2	2	4	16	3	5	0	0	37
VT	*	7-16	2-6	3-3	1-4	5	1	19	2	1	0	4	38
NC STATE	*	3-16	1-5	0-0	2-4	6	2	7	1	7	0	0	37
at Louisville													
at Pitt													
WAKE													
at Syracuse													
at Miami													
BC													
DUKE													
at UNC													
LOUISVILLE													
GT													
at VT													
at Notre Dame													

VIRGINIA CAREER STATISTICS

Year	G-GS	Min/Avg	FG-FGA	Pct.	3FG-A	Pct.	FT-FTA	Pct.	O-D	T	Avg.	Pf-DQ	Ast	TO	Blk	St	Pts	Avg
2016-17	31-30	808/26.1	113-288	.392	25-82	.305	44-59	.746	19-82	101	3.3	77-2	74	96	4	42	295	9.5
2017-18	32-31	949/29.7	129-341	.378	43-139	.309	59-80	.738	10-103	113	3.5	86-2	118	99	3	36	360	11.3
2018-19	17-17	596/35.1	69-215	.321	19-86	.221	35-45	.778	5-60	65	3.8	40-0	58	68	7	16	192	11.3
TOTAL	81-79	2387/29.5	317-859	.369	90-315	.286	139-186	.747	34-249	283	3.5	206-4 2	54	265	14	95	863	10.7

13 JOCELYN WILLOUGHBY



6-0 • Junior • Guard/Forward • East Orange, N.J. • Newark Academy

AT VIRGINIA

GENERAL

- Non-voting student-athlete member of the NCAA Division I Women's Basketball Oversight Committee. Her tenure runs through her senior season
- Meriwether Lewis Institute for Citizen Leadership Fellow
- Is living on the Lawn during the 2018-19 academic year

2018-19

- Scored a team-high 14 points with eight rebounds at ODU, going 7-of-7 from the free throw line (11/18)
- Grabbed a career-high 13 rebounds against Saint Louis (11/25)
- Had the Cavaliers' first 20-point performance of the season, matching her career high by scoring 25 points against American, going 5-of-7 from three-point range (12/5)
- Named to the Florida Sunshine Classic All-Tournament Team after scoring 23 points in the comeback victory over South Florida (12/21)
- Grabbed the 500th rebound of her career at Clemson (1/6)

2017-18

- All-ACC Academic Team, second time earning the honor
- Started all 33 games for the Cavaliers; was the only player to start every game this season; has started every game of her career
- Third on the team in scoring with 9.6 points per game and second in rebounding at 5.4 per game

2016-17

- ACC All-Freshman Team; ACC All-Academic Team

HIGH SCHOOL/CLUB

- 2016 Gatorade New Jersey Girl's Basketball Player of the Year

SINGLE GAME BESTS

POINTS

Season: 25 vs American (12/5)
Career: 25 (2x) last vs American (12/5/18)

REBOUNDS

Season: 14 vs Coppin State (12/2)
Career: 14 vs Coppin State (12/2/18)

FG MADE

Season: 9 vs American (12/5)
Career: 10 at Saint Joseph's (3/17/17)

FG ATTEMPTS

Season: 15 (several)
Career: 15 (several)

3 PT FG MADE

Season: 5 vs American (12/5)
Career: 5 vs American (12/5/18)

3 PT FG ATTEMPTS

Season: 7 vs American (12/5)
Career: 7 vs American (12/5/18)

3 PT SHOOTING PERCENTAGE

Season: 5-of-7 (.714) vs American (12/5)
3-of-3 vs NC State (1/13)
Career: 5-of-7 (.714) vs American (12/5/18)

FT MADE

Season: 7 at Old Dominion (12/2)
Career: 12 vs Dayton (12/29/16)

FT ATTEMPTS

Season: 7 at Old Dominion (12/2)
Career: 14 vs Dayton (12/29/16)

FT PERCENTAGE

Season: 7-7 at Old Dominion (11/18)
Career: 7-7 at Old Dominion (11/18/18)
12-of-14 (.857) vs Dayton (12/29/16)

ASSISTS

Season: 5 at Michigan State (11/28)
Career: 5 at Michigan State (11/28)

BLOCKS

Season: 3 vs Coppin State (12/2)
Career: 3 (2x) last vs Coppin State (12/2/18)

STEALS

Season:
Career: 6 at Georgia (12/19/16)

DOUBLE DOUBLES

Season: 3 last vs Radford (12/8)
Career: 7 last vs Radford (12/8/18)

2018-19 GAME-BY-GAME:

Opponent	GS	FG-FGA	3FG-3FGA	FT-FTA	Off-Def	Total Reb	PF	Points	A	TO	Blk	Stl	Min
MISS ST	*	1-6	0-0	1-4	2-1	3	2	3	0	6	0	1	19
at UK	*	3-7	1-1	2-2	2-5	7	4	9	1	4	0	2	28
at ODU	*	3-10	1-4	7-7	1-7	8	2	14	4	4	0	0	32
NC A&T	*	5-10	2-5	2-2	2-4	6	2	14	3	1	0	2	30
C MICH	*	4-10	2-4	1-2	3-1	4	3	11	3	4	0	1	32
SLU	*	4-11	2-4	1-2	1-12	13	1	11	2	3	1	1	37
at MSU	*	5-10	2-3	4-4	4-7	11	4	16	5	7	1	0	33
COPPIN	*	3-11	3-5	0-0	2-12	14	1	9	2	4	3	1	37
AMERICAN	*	9-15	5-7	2-2	1-3	4	2	25	1	3	0	2	30
RADFORD	*	3-15	0-2	4-5	5-5	10	2	10	4	1	4	1	33
vs Alabama	*	4-15	2-7	0-0	2-6	8	3	10	1	2	1	0	34
vs USF	*	8-13	4-7	3-5	3-4	7	4	23	0	2	0	0	29
CHARLOTTE	*	3-10	2-4	1-4	0-7	7	2	9	1	3	0	1	36
FLORIDA ST	*	6-15	2-3	0-0	2-6	8	1	14	3	1	1	1	33
at Clemson	*	5-11	2-6	3-4	6-3	9	4	15	2	7	1	1	36
VT	*	3-12	2-4	2-2	2-3	5	1	10	0	1	0	1	36
NC STATE	*	5-13	3-3	2-3	1-7	8	1	15	0	2	1	0	30
at Louisville													
at Pitt													
WAKE													
at Syracuse													
at Miami													
BC													
DUKE													
at UNC													
LOUISVILLE													
GT													
at VT													
at Notre Dame													

VIRGINIA CAREER STATISTICS

Year	G-GS	Min/Avg	FG-FGA	Pct.	3FG-A	Pct.	FT-FTA	Pct.	O-D	T	Avg.	Pf-DQ	Ast	TO	Blk	St	Pts	Avg
2016-17	33-33	987/29.9	109-288	.378	8-39	.205	98-132	.742	71-133	204	6.2	110-8	55	94	13	55	324	9.8
2017-18	33-33	961/29.1	114-282	.404	25-56	.446	63-74	.851	57-122	179	5.4	93-5	32	66	8	42	316	9.6
2018-19	17-17	545/32.1	74-194	.381	35-69	.507	35-48	.729	39-93	132	7.8	39-0	32	55	13	15	218	12.8
TOTAL	83-83	2493/30.0	297-764	.389	68-164	.415	196-254	.772	167-348	515	6.2	242-13	119	215	34	112	858	10.3

**2018-19 Virginia Women's Basketball
Virginia Combined Team Statistics (as of Jan 13, 2019)
All games**

RECORD:	OVERALL	HOME	AWAY	NEUTRAL
ALL GAMES	7-10	5-6	1-3	1-1
CONFERENCE	1-3	1-2	0-1	0-0
NON-CONFERENCE	6-7	4-4	1-2	1-1

#	Player	gp-gs	min	avg	Total	3-Point	F-Throw	Rebounds			pf	dq	a	to	blk	stl	pts	avg
					fg-fga	fg%	3fg-fga	3fg%	ft-fa	ft%	off	def	tot	avg	off	def	tot	avg
13	Jocelyn Willoughby	17-17	545	32.1	74-194	.381	35-69	.507	35-48	.729	39	93	132	7.8	39	0	32	12.8
04	Dominique Toussaint	17-17	596	35.1	69-215	.321	19-86	.221	35-45	.778	5	60	65	3.8	40	0	58	11.3
01	Brianna Tinsley	17-15	481	28.3	51-172	.297	29-93	.312	24-27	.889	7	43	50	2.9	18	0	32	9.1
32	Mone Jones	17-17	544	32.0	40-99	.404	5-21	.238	42-50	.840	33	50	83	4.9	42	0	19	7.5
14	Lisa Jablonowski	17-12	487	28.6	41-90	.456	1-11	.091	26-37	.703	50	52	102	6.0	30	0	22	6.4
20	Erica Martinsen	14-0	170	12.1	24-76	.316	18-64	.281	7-8	.875	7	17	24	1.7	16	0	7	5.2
30	Felicia Aiyeotan	6-4	123	20.5	14-24	.583	0-0	.000	2-4	.500	9	34	43	7.2	8	0	1	5.0
05	Khyasia Caldwell	17-2	271	15.9	25-67	.373	4-11	.364	12-23	.522	18	24	42	2.5	26	0	18	3.9
35	Shakyna Payne	17-1	183	10.8	11-34	.324	0-1	.000	8-10	.800	10	30	40	2.4	15	0	2	1.8
Team											37	49	86				8	
Total.....		17	3400		349-971	.359	111-356	.312	191-252	.758	215	452	667	39.2	234	0	191	58.8
Opponents.....		17	3400		411-1052	.391	119-372	.320	152-218	.697	212	427	639	37.6	264	-	216	64.3

TEAM STATISTICS	VA	OPP	Date	Opponent	Score	Att.
SCORING	1000	1093	11/09/18	MISSISSIPPI ST.	L 44-72	4453
Points per game	58.8	64.3	11/15/18	at Kentucky	L 51-63	4989
Scoring margin	-5.5	-	11/18/18	at Old Dominion	W 73-67	2137
FIELD GOALS-ATT	349-971	411-1052	11/20/18	N.C. A&T	W 67-57	10000
Field goal pct	.359	.391	11/24/18	CENTRAL MICH.	L 61-74	2572
3 POINT FG-ATT	111-356	119-372	11/25/18	SAINT LOUIS	L 65-67	2413
3-point FG pct	.312	.320	11/28/18	at Michigan St.	L 66-91	4219
3-pt FG made per game	6.5	7.0	12/02/18	COPPIN ST.	W 55-41	2304
FREE THROWS-ATT	191-252	152-218	12/05/18	AMERICAN	W 57-54	2549
Free throw pct	.758	.697	12/08/18	RADFORD	L 44-57	2365
F-Throws made per game	11.2	8.9	12/20/18	vs Alabama	L 52-64	298
REBOUNDS	667	639	12/21/18	vs USF	W 74-67	373
Rebounds per game	39.2	37.6	12/30/18	CHARLOTTE	W 65-61	2841
Rebounding margin	+1.6	-	* 01/03/19	FLORIDA ST.	L 61-63	2376
ASSISTS	191	216	* 01/06/19	at Clemson	L 65-71	1056
Assists per game	11.2	12.7	* 01/10/19	VIRGINIA TECH	W 62-58	2703
TURNOVERS	278	209	* 01/13/19	NC STATE	L 38-66	2530
Turnovers per game	16.4	12.3				
Turnover margin	-4.1	-				
Assist/turnover ratio	0.7	1.0				
STEALS	94	135				
Steals per game	5.5	7.9				
BLOCKS	75	47				
Blocks per game	4.4	2.8				
ATTENDANCE	37106	13072				
Home games-Avg/Game	11-3373	4-3100				
Neutral site-Avg/Game	-	2-336				

* - Conference game

Score by Periods	1st	2nd	3rd	4th	Totals
Virginia	216	209	288	287	1000
Opponents	284	269	262	278	1093

**2018-19 Virginia Women's Basketball
Virginia Combined Team Statistics (as of Jan 13, 2019)
Conference games only**

RECORD:	OVERALL	HOME	AWAY	NEUTRAL
ALL GAMES	1-3	1-2	0-1	0-0
CONFERENCE	1-3	1-2	0-1	0-0
NON-CONFERENCE	0-0	0-0	0-0	0-0

#	Player	gp-gs	min	avg	Total		3-Point		F-Throw		Rebounds				pf	dq	a	to	blk	stl	pts	avg
					fg-fga	fg%	3fg-fga	3fg%	ft-fa	ft%	off	def	tot	avg								
13	Jocelyn Willoughby	4-4	135	33.8	19-51	.373	9-16	.563	7-9	.778	11	19	30	7.5	7	0	5	11	3	3	54	13.5
04	Dominique Toussaint	4-4	144	36.0	16-59	.271	5-20	.250	9-11	.818	3	11	14	3.5	11	0	9	15	0	5	46	11.5
01	Brianna Tinsley	4-4	126	31.5	13-40	.325	5-21	.238	12-13	.923	1	10	11	2.8	4	0	6	9	0	5	43	10.8
32	Mone Jones	4-4	142	35.5	12-30	.400	1-6	.167	11-14	.786	15	9	24	6.0	11	0	6	9	4	3	36	9.0
14	Lisa Jablonowski	4-4	135	33.8	10-18	.556	0-3	.000	4-6	.667	8	14	22	5.5	7	0	5	5	2	9	24	6.0
05	Khyasia Caldwell	4-0	38	9.5	3-11	.273	0-2	.000	5-6	.833	4	3	7	1.8	5	0	1	4	0	1	11	2.8
30	Felicia Aiyetun	2-0	24	12.0	2-4	.500	0-0	.000	0-2	.000	0	4	4	2.0	1	0	0	2	4	1	4	2.0
20	Erica Martinsen	4-0	39	9.8	2-15	.133	2-14	.143	2-2	1.000	3	4	7	1.8	6	0	4	1	0	1	8	2.0
35	Shakyna Payne	4-0	17	4.3	0-3	.000	0-0	.000	0-0	.000	2	2	4	1.0	0	0	0	1	0	0	0	0.0
Team											10	8	18					5				
Total.....		4	800		77-231	.333	22-82	.268	50-63	.794	57	84	141	35.2	52	0	36	62	13	28	226	56.5
Opponents.....		4	800		100-241	.415	27-83	.325	31-43	.721	55	103	158	39.5	61	-	44	59	16	31	258	64.5

TEAM STATISTICS	VA	OPP
SCORING	226	258
Points per game	56.5	64.5
Scoring margin	-8.0	-
FIELD GOALS-ATT	77-231	100-241
Field goal pct	.333	.415
3 POINT FG-ATT	22-82	27-83
3-point FG pct	.268	.325
3-pt FG made per game	5.5	6.8
FREE THROWS-ATT	50-63	31-43
Free throw pct	.794	.721
F-Throws made per game	12.5	7.8
REBOUNDS	141	158
Rebounds per game	35.2	39.5
Rebounding margin	-4.2	-
ASSISTS	36	44
Assists per game	9.0	11.0
TURNOVERS	62	59
Turnovers per game	15.5	14.8
Turnover margin	-0.7	-
Assist/turnover ratio	0.6	0.7
STEALS	28	31
Steals per game	7.0	7.8
BLOCKS	13	16
Blocks per game	3.3	4.0
ATTENDANCE	7609	1056
Home games-Avg/Game	3-2536	1-1056
Neutral site-Avg/Game	-	0-0

Date	Opponent		Score	Att.
* 01/03/19	FLORIDA ST.	L	61-63	2376
* 01/06/19	at Clemson	L	65-71	1056
* 01/10/19	VIRGINIA TECH	W	62-58	2703
* 01/13/19	NC STATE	L	38-66	2530

* - Conference game

Score by Periods	1st	2nd	3rd	4th	Totals
Virginia	51	45	65	65	226
Opponents	66	55	72	65	258

Official Basketball Box Score -- Game Totals -- Final Statistics

Mississippi St. vs Virginia

11/09/18 7:00 pm at

Mississippi St. 72 • 2-0

#	Player		Total			3-Ptr		Rebounds				PF	TP	A	TO	Blk	Stl	Min
			FG	FGA	FT	FTA	Off	Def	Tot									
05	Anriel Howard	f	4-8	0-1	0-0	5	4	9	3	8	1	1	3	0	20			
55	Chloe Bibby	f	5-12	3-7	0-0	2	4	6	2	13	2	2	0	3	32			
15	Teaira McCowan	c	5-10	0-0	2-2	3	9	12	4	12	2	0	4	3	29			
10	Jazzmun Holmes	g	3-7	0-0	2-2	0	0	0	2	8	4	2	0	3	31			
24	Jordan Danberry	g	4-5	0-0	0-0	0	3	3	2	8	3	3	1	2	22			
01	Myah Taylor	f	1-3	1-2	1-2	0	2	2	1	4	0	2	0	0	11			
02	Andra Espinoza-Hunte	f	5-12	3-8	0-0	0	1	1	2	13	1	1	0	0	29			
04	Jessica Carter	f	0-1	0-0	0-0	1	2	3	1	0	0	0	0	0	4			
11	Xaria Wiggins	f	1-7	0-5	0-0	0	0	0	0	2	1	0	0	1	9			
23	Bre'Amber Scott	f	1-1	0-0	1-2	1	0	1	0	3	0	1	0	0	3			
25	Zion Campbell	f	0-0	0-0	1-2	0	1	1	1	1	0	0	0	0	10			
	Team					2	1	3										
Totals			29-66	7-23	7-10	14	27	41	18	72	14	12	8	12	200			

1st - FG %:	11-22	50.0%	2nd - FG %:	7-17	41.2%	3rd - FG %:	4-14	28.6%	4th - FG %:	7-13	53.8%	Game - FG %:	29-66	43.9%	Deadball
3FG %:	3-6	50.0%	3-8	37.5%	0-4	0.0%	1-5	20.0%	7-23	30.4%	7-10	70.0%			Rebounds
FT %:	1-2	50.0%	2-2	100.0%	2-2	100.0%	2-4	50.0%							2

Virginia 44 • 0-1

#	Player		Total		3-Ptr	Rebounds				PF	TP	A	TO	Blk	Stl	Min
			FG	FGA	FG	FTA	Off	Def	Tot							
32	Mone Jones	f	2-3	0-0	0-0	1	1	2	3	4	2	4	0	2	33	
30	Felicia Aiyetotan	c	2-6	0-0	0-0	4	12	16	2	4	0	1	4	0	35	
04	Dominique Toussaint	g	7-18	2-5	3-4	1	2	3	1	19	1	3	0	2	32	
05	Khyasia Caldwell	g	1-11	0-1	1-2	0	2	2	1	3	0	6	0	1	24	
13	Jocelyn Willoughby	g	1-6	0-0	1-4	2	1	3	2	3	0	6	0	1	19	
01	Brianna Tinsley	f	2-11	2-4	0-0	0	2	2	0	6	1	2	0	0	24	
14	Lisa Jablonowski	f	0-2	0-0	0-0	2	0	2	0	0	1	0	0	0	16	
20	Erica Martinsen	f	1-3	1-3	0-0	0	1	1	1	3	0	1	0	1	12	
35	Shakyna Payne	f	0-1	0-0	2-2	1	1	2	3	2	2	0	0	0	5	
Team						8	2	10								
Totals			16-61	5-13	7-12	19	24	43	13	44	7	23	4	7	200	

1st - FG %:	4-15	26.7%	2nd - FG %:	2-16	12.5%	3rd - FG %:	7-16	43.8%	4th - FG %:	3-14	21.4%	Game - FG %:	16-61	26.2%	Deadball
3FG %:	1-1	100.0%	0-2	0.0%	2-3	66.7%	2-4	50.0%	2-6	33.3%	2-6	33.3%			Rebounds
FT %:	4-5	80.0%	0-0	0.0%	2-3	66.7%	1-4	25.0%	7-12	58.3%					4

Officials:

Technical fouls: Mississippi St.-None. Virginia-None.

Attendance: 4453

2018-19 Women's Basketball. Round: 0. Mississippi St. vs Virginia. Played at .

Score by periods	1st	2nd	3rd	4th	Total
Mississippi St.	26	19	10	17	72
Virginia	13	4	18	9	44

Points	In	Off	2nd	Fast	Bench
MSST	Paint	T/O	Chance	Break	
VA	26	27	16	22	23
	30	11	16	7	11

Last FG - MSST 4th-02:09, VA 4th-00:49.

Largest lead - MSST by 32 4th-02:09, VA None.

MSST led for 39:24, VA led for 00:00. Game was tied for 00:36.

Score tied - 0 times.
Lead changed - 0 times.



Official Basketball Box Score -- Game Totals -- Final Statistics

Virginia vs Kentucky

11/15/18 8:32pm at Rupp Arena, Lexington, Ky.



Virginia 51 • 0-2

#	Player		Total		3-Ptr	Rebounds		PF	TP	A	TO	Blk	Stl	Min	
			FG-FGA	FG-FGA	FT-FTA	Off	Def								Tot
32	Jones, Mone	f	2-3	1-1	2-2	1	3	4	0	7	3	2	0	1	30
30	Aiyetotan, Felicia	c	4-5	0-0	0-0	2	11	13	1	8	0	4	5	0	32
04	Toussaint, Dominique	g	2-8	1-4	0-0	0	1	1	3	5	10	0	0	0	40-
05	Caldwell, Khyasia	g	1-4	0-0	0-4	2	2	4	4	2	1	3	0	0	19
13	Willoughby, Jocelyn	g	3-7	1-1	2-2	2	5	7	4	9	1	4	0	2	28
01	Tinsley, Brianna		2-5	1-3	0-0	0	1	1	3	5	4	3	0	0	16
14	Jablonowski, Lisa		0-2	0-0	0-0	0	1	1	1	0	2	1	0	1	14
20	Martinsen, Erica		6-10	3-7	0-0	0	1	1	1	15	0	2	0	0	13
35	Payne, Shakyna		0-1	0-0	0-0	0	3	3	0	0	0	2	2	0	8
	Team					1	5	6				1			
Totals			20-45	7-16	4-8	8	33	41	17	51	16	32	7	4	200

1st - FG %:	4-7	57.1%	2nd - FG %:	4-7	57.1%	3rd - FG %:	5-14	35.7%	4th - FG %:	7-17	41.2%	Game - FG %:	20-45	44.4%	Deadball
3FG %:	0-1	0.0%	2-2	100.0%	1-6	16.7%	2-7	28.6%	4-9	44.4%	4-8	50.0%			Rebounds
FT %:	0-0	0.0%	2-6	33.3%	0-0	0.0%									2

Kentucky 63 • 3-0

#	Player	Total		3-Ptr	Rebounds		PF	TP	A	TO	Blk	Stl	Min		
		FG-FGA	FG-FGA	FT-FTA	Off	Def								Tot	
03	McKinney, KeKe	f	1-5	0-2	0-0	6	1	7	3	2	0	3	0	1	26
14	Wyatt, Tatyana	f	2-11	1-3	0-0	3	1	4	2	5	0	0	1	2	22
04	Morris, Maci	g	4-16	1-7	0-0	0	0	0	1	9	0	3	0	3	34
10	Howard, Rhyne	g	3-10	1-5	4-5	1	6	7	1	11	2	1	2	1	27
24	Murray, Taylor	g	4-9	0-2	4-4	1	1	2	3	12	3	1	0	2	27
05	Green, Blair	g	3-5	1-2	2-2	0	1	1	1	9	0	2	2	2	17
12	Paschal, Amanda	f	1-2	0-0	0-2	0	1	1	0	2	1	0	0	0	13
21	Anyagallo, Ogechi	f	1-4	0-0	0-0	3	5	8	1	2	0	1	0	1	15
32	Roper, Jaide	f	4-7	1-2	2-2	0	0	0	1	11	3	1	0	0	19
Team						1	2	3							
Totals			23-69	5-23	12-15	15	18	33	13	63	9	12	5	13	200

1st - FG %:	4-15	26.7%	2nd - FG %:	6-22	27.3%	3rd - FG %:	9-20	45.0%	4th - FG %:	4-12	33.3%	Game - FG %:	23-69	33.3%	Deadball
3FG %:	0-5	0.0%	1-7	14.3%	3-6	50.0%	1-5	20.0%	10-12	83.3%					Rebounds
FT %:	0-0	0.0%	0-1	0.0%	2-2	100.0%									1,1

Officials: Beverly Roberts, Felicia Grinter, Maj Forsberg

Technical fouls: Virginia-None. Kentucky-None.

Attendance: 4989

Score by periods	1st	2nd	3rd	4th	Total
Virginia	8	12	11	20	51
Kentucky	8	13	23	19	63

Points	In	Off	2nd	Fast	Bench
VA	Paint	T/O	Chance	Break	
UK	20	14	7	4	20
	24	32	8	2	24

Last FG - VA 4th-00:01, UK 4th-02:23.

Largest lead - VA by 4 1st-07:40, UK by 18 4th-08:01.

VA led for 10:02, UK led for 24:35. Game was tied for 06:54.

Score tied - 4 times.
Lead changed - 7 times.

Official Basketball Box Score -- Game Totals -- Final Statistics

Virginia vs Old Dominion

11/18/18 2:02 PM at Norfolk, Va. (Ted Constant Center)

Virginia 73 • 1-2

#	Player		Total		3-Ptr	Rebounds			PF	TP	A	TO	Blk	Stl	Min	
			FG-FGA	FG-FGA		FT-FTA	Off	Def								Total
32	Mone Jones	f	4-4	0-0	3-3	1	6	7	2	11	1	1	0	0	19	
30	Felicia Aiyetotan	c	4-7	0-0	2-2	3	6	9	3	10	1	2	2	0	24	
01	Brianna Tinsley	f	1-7	0-4	5-6	1	1	2	2	7	4	3	0	1	30	
04	Dominique Toussaint	f	4-13	1-6	2-4	0	4	4	2	11	3	1	0	0	35	
13	Jocelyn Willoughby	g	3-10	1-4	7-7	1	7	8	2	14	4	4	0	0	32	
05	Khyasia Caldwell	g	2-2	0-0	1-2	0	1	1	3	5	0	0	0	0	15	
14	Lisa Jablonowski	f	2-5	1-1	2-2	1	4	5	2	7	0	1	0	1	21	
20	Erica Martinsen	f	0-2	0-2	2-2	1	1	2	1	2	1	1	0	0	7	
35	Shakyna Payne	f	3-4	0-0	0-0	1	4	5	1	6	0	2	2	0	17	
Team						1	4	5								
Totals				23-54	3-17	24-28	10	38	48	18	73	14	15	4	2	200

1st - FG %:	6-11	54.5%	2nd - FG %:	6-16	37.5%	3rd - FG %:	5-13	38.5%	4th - FG %:	6-14	42.9%	Game - FG %:	23-54</
-------------	------	-------	-------------	------	-------	-------------	------	-------	-------------	------	-------	--------------	---------



Official Basketball Box Score -- Game Totals -- Final Statistics

Central Mich. vs Virginia
11/24/18 2:00 pm at

Central Mich. 74 • 4-1

#	Player	Total		3-Ptr		Rebounds			PF	TP	A TO Blk Stl				Min
		FG-FGA	FG-FGA	FT-FTA	FT-FTA	Off	Def	Tot			A	TO	Blk	Stl	
13	Reyna Frost	f	8-14	0-0	0-0	3	7	10	1	16	1	4	1	1	35
25	Jahari Smith	c	6-9	0-0	2-4	3	4	7	2	14	1	2	1	2	32
01	Micaela Kelly	g	3-8	1-3	4-6	1	2	3	1	11	1	2	0	1	33
03	Presley Hudson	g	7-14	4-9	4-4	0	3	3	0	22	6	2	0	2	36
04	Maddy Watters	g	3-5	2-3	0-1	0	1	1	1	8	1	0	0	0	27
05	Anika Weekes		1-1	0-0	1-2	0	0	0	1	3	0	1	0	0	10
24	Samantha Robinson		0-0	0-0	0-0	0	0	0	1	0	0	0	0	0	1
33	Gabrielle Bird		0-1	0-1	0-0	0	3	3	0	0	0	0	0	0	15
50	Kyra Bussell		0-2	0-1	0-0	0	4	4	1	0	0	1	0	0	11
Team			3	4	7						1				
Totals			28-54	7-17	11-17	10	28	38	8	74	10	13	2	6	200
1st - FG %:		11-19	57.9%	2nd: 4-12	33.3%	3rd: 8-12	66.7%	4th: 5-11	45.5%	Game: 28-54	51.9%	Deadball			
3FG %:		2-5	40.0%	2-6	33.3%	3-3	100.0%	0-3	0.0%	7-17	41.2%	Rebound			
FT %:		0-0	0.0%	2-4	50.0%	3-4	75.0%	6-9	66.7%	11-17	64.7%	Rebound			

Virginia 61 • 2-3

#	Player	Total		3-Ptr		Rebounds			PF	TP	A TO Blk Stl				Min
		FG-FGA	FG-FGA	FT-FTA	FT-FTA	Off	Def	Tot			A	TO	Blk	Stl	
32	Mone Jones	f	3-7	2-3	0-0	3	7	10	3	8	0	0	0	0	35
35	Shakyna Payne	f	1-1	0-0	0-0	2	5	7	1	2	0	1	0	0	20
01	Brianna Tinsley	g	5-14	4-7	2-2	0	0	0	1	16	2	2	0	1	27
04	Dominique Toussaint	g	4-13	1-7	2-3	0	0	0	3	11	2	3	1	1	30
13	Jocelyn Willoughby	g	4-10	2-4	1-2	3	1	4	3	11	3	4	0	1	32
05	Khyasia Caldwell		1-3	1-2	0-0	0	0	0	4	3	2	1	1	0	18
14	Lisa Jablonowski		2-9	0-2	0-0	3	2	5	2	4	1	1	3	1	25
20	Erica Martinsen		2-9	2-8	0-0	1	1	2	1	6	1	1	0	0	13
Team			2	2	4										
Totals			22-66	12-33	5-7	14	18	32	18	61	11	13	5	4	200
1st - FG %:		5-17	29.4%	2nd: 2-16	12.5%	3rd: 5-18	27.8%	4th: 10-15	66.7%	Game: 22-66	33.3%	Deadball			
3FG %:		3-10	30.0%	2-8	25.0%	1-6	16.7%	6-9	66.7%	12-33	36.4%	Rebound			
FT %:		1-2	50.0%	1-2	50.0%	2-2	100.0%	1-1	100.0%	5-7	71.4%	Rebound			

Officials: Michael DoCouto, Carla Fountain, Joseph Vaszily

Technical fouls: Central Mich.-None, Virginia-None.

Attendance: 2572

2018-19 Women's Basketball. Round: 0. Central Mich. vs Virginia. Played at .

Score by periods	1st	2nd	3rd	4th	Total						
Central Mich.	24	12	22	16	74						
Virginia	14	7	13	27	61						
						Points	In	Off	2nd	Fast	Bench
						CMU	36	9	9	9	3
						VA	16	8	8	1	13

Last FG - CMU 4th-00:50, VA 4th-00:06.

Largest lead - CMU by 28 3rd-01:18, VA by 2 1st-09:19.

CMU led for 35:31. VA led for 02:13. Game was tied for 02:16.

Score tied - 3 times.

Lead changed - 3 times.

Official Basketball Box Score -- Game Totals -- Final Statistics

Saint Louis vs Virginia
11/25/18 3:30 pm at

Saint Louis 67 • 2-4

#	Player	Total		3-Ptr		Rebounds			PF	TP	A TO Blk Stl				Min
		FG-FGA	FG-FGA	FT-FTA	FT-FTA	Off	Def	Tot			A	TO	Blk	Stl	
34	Kendra Wilken	f	0-0	0-0	0-0	1	0	1	4	0	0	2	0	0	3
03	Ciaja Harbison	g	6-13	1-2	3-5	0	2	2	0	16	7	1	0	1	40
04	Kerri McMahan	g	4-10	0-3	0-0	1	2	3	3	8	4	0	0	2	33
05	Myia Clark	g	2-8	1-4	2-3	2	3	5	1	7	2	2	0	1	25
20	Jordyn Frantz	g	6-14	4-8	2-2	0	5	5	4	18	0	3	0	1	40
21	Chloe Rice		3-5	3-5	0-0	0	1	1	1	9	0	0	0	0	23
24	Amber Lindfors		3-7	0-0	1-2	1	8	9	2	7	0	0	1	2	26
42	Brooke Flowers		1-3	0-0	0-0	1	2	3	1	2	0	0	1	0	10
Team						2	5	7			1				
Totals			25-60	9-22	8-12	8	28	36	16	67	13	9	2	7	200
1st - FG %:		6-17	35.3%	2nd: 8-17	47.1%	3rd: 4-12	33.3%	4th: 7-14	50.0%	Game: 25-60	41.7%	Deadball			
3FG %:		2-6	33.3%	6-12	50.0%	0-1	0.0%	1-3	33.3%	9-22	40.9%	Rebound			
FT %:		2-2	100.0%	2-2	100.0%	3-6	50.0%	1-2	50.0%	8-12	66.7%	Rebound			

Virginia 65 • 2-4

#	Player	Total		3-Ptr		Rebounds			PF	TP	A TO Blk Stl				Min
		FG-FGA	FG-FGA	FT-FTA	FT-FTA	Off	Def	Tot			A	TO	Blk	Stl	
32	Mone Jones	f	2-4	0-0	2-4	1	1	2	4	6	1	1	0	0	25
01	Brianna Tinsley	g	2-9	2-7	0-0	0	2	2	0	6	2	2	0	0	23
04	Dominique Toussaint	g	3-10	1-4	3-4	1	6	7	3	10	10	5	0	1	37
13	Jocelyn Willoughby	g	4-11	2-4	1-2	1	12	13	1	11	2	3	1	1	37
14	Lisa Jablonowski	g	6-9	0-0	1-3	7	2	9	1	13	0	0	0	1	30
05	Khyasia Caldwell		0-3	0-2	0-0	0	2	2	0	0	3	0	0	1	9
20	Erica Martinsen		5-10	5-9	0-0	2	2	4	1	15	0	1	1	0	30
35	Shakyna Payne		2-6	0-0	0-0	1	1	2	0	4	0	1	0	0	9
Team						1	2	3							
Totals			24-62	10-26	7-13	14	30	44	10	65	18	13	2	4	200
1st - FG %:		5-16	31.3%	2nd: 6-19	31.6%	3rd: 6-14	42.9%	4th: 7-13	53.8%	Game: 24-62	38.7%	Deadball			
3FG %:		3-9	33.3%	2-8	25.0%	3-7	42.9%	2-4	50.0%	10-26	38.5%	Rebound			
FT %:		0-0	0.0%	2-3	66.7%	3-6	50.0%	2-4	50.0%	7-13	53.8%	Rebound			

Officials: Brandon Enteline, Carla Fountain, Joseph Vaszily

Technical fouls: Saint Louis-None, Virginia-Dominique Toussaint.

Attendance: 2413

2018-19 Women's Basketball. Round: 0. Saint Louis vs Virginia. Played at .

Score by periods	1st	2nd	3rd	4th	Total						
Saint Louis	16	24	11	16	67						
Virginia	13	16	18	18	65						
						Points	In	Off	2nd	Fast	Bench
						SLU	28	21	6	3	18
						VA	20	12	14	5	19

Last FG - SLU 4th-00:17, VA 4th-03:09.

Largest lead - SLU by 12 3rd-09:10, VA by 7 4th-04:11.

SLU led for 33:10. VA led for 05:11. Game was tied for 01:39.

Score tied - 2 times.

Lead changed - 4 times.

Official Basketball Box Score -- Game Totals -- Final Statistics

Virginia vs Michigan St.
11/28/18 7:00 pm at

Virginia 66 • 2-5

#	Player		Total		3-Ptr		Rebounds			PF	TP	A TO Blk Stl				Min	
			FG	FGA	FG	FGA	FT	FTA	Off			Def	Tot	A	TO		Blk
32	Mone Jones	f	3-7	0-2	2-2		1	1	2	3	8	0	2	0	0	31	
01	Brianna Tinsley	g	6-12	5-9	2-2		0	1	1	2	19	2	3	0	2	32	
04	Dominique Toussaint	g	3-7	0-2	0-0		0	2	2	2	6	5	0	0	0	33	
13	Jocelyn Willoughby	g	5-10	2-3	4-4		4	7	11	4	16	5	7	1	0	33	
14	Lisa Jablonowski	g	3-6	0-1	0-0		4	1	5	3	6	3	3	0	0	30	
05	Khyasia Caldwell		4-6	1-1	0-0		0	1	1	2	9	1	1	0	0	18	
20	Erica Martinsen		1-6	0-5	0-0		0	3	3	1	2	0	1	0	1	17	
35	Shakyna Payne		0-1	0-0	0-0		0	0	0	2	0	0	0	1	1	6	
Team							2	1	3			1					
Totals				25-55	8-23	8-8	11	17	28	19	66	16	23	2	4	200	
1st - FG %:			2-14	14.3%	2nd: 8-15	53.3%	3rd: 8-12	66.7%	4th: 7-14	50.0%	Game: 25-55	45.5%	Deadball				
3FG %:			0-5	0.0%	4-8	50.0%	3-6	50.0%	1-4	25.0%	8-23	34.8%	Rebounds				
FT %:			0-0	0.0%	2-2	100.0%	4-4	100.0%	2-2	100.0%	8-8	100.0%					

Official Basketball Box Score -- Game Totals -- Final Statistics American vs Virginia 12/05/18 7:00 pm at

American 54 • 4-4

#	Player	Total		3-Ptr		Rebounds			PF	TP	A TO		Blk	Stl	Min
		FG-FGA	FT-FTA	FG-FGA	FT-FTA	Off	Def	Tot			A TO	Blk			
44	Cecily Carl	f	8-20	1-6	4-4	0	2	2	2	21	1	0	0	0	38
03	Kaitlyn Lewis	g	2-9	0-4	2-3	1	2	3	2	6	3	2	0	1	34
12	Indeya Sanders	g	3-10	1-3	0-0	1	8	9	1	7	5	2	0	3	34
22	Kaitlyn Marenly	g	6-13	3-5	0-0	0	5	5	1	15	5	5	0	1	39
23	Elina Koskimies	g	1-5	1-3	0-0	1	2	3	5	3	0	1	0	0	25
02	Morgan Bartner		0-0	0-0	0-0	0	2	2	4	0	0	1	0	0	12
04	Emily Fisher		1-1	0-0	0-0	0	1	1	1	2	0	1	0	0	9
11	TaeKenya Cleveland		0-0	0-0	0-0	0	0	0	1	0	0	1	0	0	6
14	Taylor Brown		0-0	0-0	0-0	0	0	0	0	0	1	0	0	0	3
Team						5	4	9							
Totals			21-58	6-21	6-7	8	26	34	17	54	14	14	0	5	200
1st - FG %:		6-16	37.5%	2nd: 7-15	46.7%	3rd: 4-13	30.8%	4th: 4-14	28.6%	Game: 21-58	36.2%	Deadball			
3FG %:		3-9	33.3%	2-5	40.0%	0-4	0.0%	1-3	33.3%	6-21	28.6%	Rebounds			
FT %:		3-4	75.0%	0-0	0.0%	2-2	100.0%	1-1	100.0%	6-7	85.7%	0			

Virginia 57 • 4-5

#	Player	Total		3-Ptr		Rebounds			PF	TP	A TO		Blk	Stl	Min
		FG-FGA	FT-FTA	FG-FGA	FT-FTA	Off	Def	Tot			A TO	Blk			
32	Mone Jones	f	2-9	0-2	5-6	1	2	3	2	9	3	2	1	0	40
01	Brianna Tinsley	g	1-8	1-4	0-0	0	5	5	1	3	2	1	0	1	27
04	Dominique Toussaint	g	3-11	1-7	0-0	0	6	6	3	7	2	3	0	2	39
13	Jocelyn Willoughby	g	9-15	5-7	2-2	1	3	4	2	25	1	3	0	2	30
14	Lisa Jablonowski	g	4-8	0-1	1-1	5	8	13	3	9	2	1	0	1	33
05	Khyasia Caldwell		1-3	0-0	2-4	0	3	3	1	4	1	3	0	1	22
35	Shakyna Payne		0-1	0-0	0-0	0	2	2	0	0	0	1	0	0	9
Team						2	0	2							
Totals			20-55	7-21	10-13	9	29	38	12	57	11	14	2	7	200
1st - FG %:		5-13	38.5%	2nd: 4-15	26.7%	3rd: 5-14	35.7%	4th: 6-13	46.2%	Game: 20-55	36.4%	Deadball			
3FG %:		2-4	50.0%	1-5	20.0%	1-5	20.0%	3-7	42.9%	7-21	33.3%	Rebounds			
FT %:		0-0	0.0%	4-5	80.0%	3-4	75.0%	3-4	75.0%	10-13	76.9%	3,1			

Officials: Kevin Sparrock, Mark Resch, Karen Preato
Technical fouls: American-None. Virginia-None.
Attendance: 2549
2018-19 Women's Basketball. Round: 0. American vs Virginia. Played at .

Score by periods		1st	2nd	3rd	4th	Total		
American		18	16	10	10	54	Points	In
Virginia		12	13	14	18	57	Paint	Off
								T/O
								Chance
								Break
								Bench

Last FG - AU 4th-00:52, VA 4th-00:29.
Largest lead - AU by 13 3rd-05:50, VA by 5 1st-08:04.
AU led for 27:34. VA led for 09:08. Game was tied for 03:18.
Score tied - 5 times.
Lead changed - 4 times.

Official Basketball Box Score -- Game Totals -- Final Statistics Radford vs Virginia 12/08/18 2:00 pm at

Radford 57 • 3-3

#	Player	Total		3-Ptr		Rebounds			PF	TP	A TO		Blk	Stl	Min
		FG-FGA	FT-FTA	FG-FGA	FT-FTA	Off	Def	Tot			A TO	Blk			
10	Destinee Walker	f	8-18	0-3	2-3	2	2	4	2	18	3	0	0	1	32
20	Lydia Rivers	f	4-6	0-0	1-1	3	11	14	2	9	2	2	0	2	33
45	Savannah Felgemacher	f	4-11	0-4	2-2	1	9	10	1	10	1	1	0	0	34
04	Khiana Johnson	g	4-13	2-5	1-2	2	2	4	3	11	1	3	1	1	36
05	Jen Falconer	g	1-4	1-4	0-0	0	1	1	1	3	2	1	0	1	31
02	Tina Lindenfeld		0-2	0-2	0-0	0	0	0	1	0	0	1	0	0	16
12	Bryonna McClean		1-2	0-0	0-0	0	0	0	1	2	0	1	0	0	6
35	Amele Ngwafang		1-1	0-0	0-0	0	0	0	3	2	1	0	0	0	6
42	Laney Corbin		0-0	0-0	0-0	0	0	0	0	0	0	0	0	0	1
50	Sydney Nunley		1-2	0-0	0-0	0	3	3	0	2	0	0	0	1	5
Team						1	2	3							
Totals			24-59	3-18	6-8	9	30	39	14	57	10	10	1	6	200
1st - FG %:		7-13	53.8%	2nd: 8-15	53.3%	3rd: 4-17	23.5%	4th: 5-14	35.7%	Game: 24-59	40.7%	Deadball			
3FG %:		0-4	0.0%	1-3	33.3%	0-5	0.0%	2-6	33.3%	3-18	16.7%	Rebounds			
FT %:		0-0	0.0%	4-5	80.0%	2-3	66.7%	0-0	0.0%	6-8	75.0%	0			

Virginia 44 • 4-5

#	Player	Total		3-Ptr		Rebounds			PF	TP	A TO		Blk	Stl	Min
		FG-FGA	FT-FTA	FG-FGA	FT-FTA	Off	Def	Tot			A TO	Blk			
32	Mone Jones	f	1-5	0-0	4-5	2	1	3	2	6	0	0	3	0	37
01	Brianna Tinsley	g	2-14	1-6	2-2	1	4	5	2	7	0	4	0	0	32
04	Dominique Toussaint	g	1-10	0-3	2-2	0	4	4	1	4	2	2	0	0	33
13	Jocelyn Willoughby	g	3-15	0-2	4-5	5	5	10	2	10	4	1	4	1	33
14	Lisa Jablonowski	g	4-7	0-1	3-4	3	8	11	2	11	1	2	1	2	39
05	Khyasia Caldwell		3-6	0-1	0-0	3	1	4	2	6	1	1	1	0	22
35	Shakyna Payne		0-0	0-0	0-0	0	0	0	0	0	0	2	0	0	4
Team						1	4	5							
Totals			14-57	1-13	15-18	15	27	42	10	44	8	12	9	3	200
1st - FG %:		3-13	23.1%	2nd: 2-16	12.5%	3rd: 6-15	40.0%	4th: 3-13	23.1%	Game: 14-57	24.6%	Deadball			
3FG %:		0-1	0.0%	0-4	0.0%	0-2	0.0%	1-6	16.7%	1-13	7.7%	Rebounds			
FT %:		6-7	85.7%	0-0	0.0%	7-7	100.0%	2-4	50.0%	15-18	83.3%	1,1			

Officials: Nykhesha Thompson, Eaton Cissoko-Stephens, Eric Brewton
Technical fouls: Radford-None. Virginia-None.
Attendance: 2365
2018-19 Women's Basketball. Round: 0. Radford vs Virginia. Played at .

Score by periods		1st	2nd	3rd	4th	Total		
Radford		14	21	10	12	57	Points	In
Virginia		12	4	19	9	44	Paint	Off
								T/O
								Chance
								Break
								Bench

Last FG - RAD 4th-02:26, VA 4th-03:35.
Largest lead - RAD by 22 3rd-06:53, VA by 1 1st-02:08.
RAD led for 38:27. VA led for 00:50. Game was tied for 00:43.
Score tied - 1 time.
Lead changed - 2 times.

Official Basketball Box Score -- Game Totals -- Final Statistics Virginia vs Alabama 12/20/18 4 p.m. at Warden Arena - Winter Park, Fla.

Virginia 52 • 4-7

#	Player	Total		3-Ptr		Rebounds			PF	TP	A TO			Blk	Stl	Min
		FG-FGA	FT-FTA	FG-FGA	FT-FTA	Off	Def	Tot			A	To	Blk			
14	Lisa Jablonowski	f	2-6	0-1	4-4	5	5	10	3	8	0	0	3	0	0	28
32	Mone Jones	f	2-5	0-0	0-0	2	3	5	1	4	0	1	0	1	33	
01	Brianna Tinsley	g	4-13	2-7	1-2	0	5	5	1	11	3	1	0	1	33	
04	Dominique Toussaint	g	4-16	2-7	2-2	0	5	5	2	12	7	4	1	0	36	
13	Jocelyn Willoughby	g	4-15	2-7	0-0	2	6	8	3	10	1	2	1	0	34	
05	Khyasia Caldwell		0-1	0-0	0-0	1	0	1	1	0	2	0	0	1	11	
20	Erica Martinsen		1-4	1-4	0-0	0	0	0	1	3	0	0	0	0	5	
35	Shakyna Payne		2-6	0-0	0-0	0	6	6	1	4	0	1	0	0	20	
Team						0	7	7								
Totals			19-66	7-26	7-8	10	37	47	13	52	13	9	5	3	200	
1st - FG %:		3-19	15.8%	2nd: 6-14	42.9%	3rd: 7-14	50.0%	4th: 3-19	15.8%	Game: 19-66	28.8%	Deadball				
3FG %:		1-7	14.3%	2-6	33.3%	2-8	25.0%	2-8	25.0%	7-26	26.9%	Rebounds				
3PT %:		2-2	100.0%	3-4	75.0%	2-2	100.0%	2-2	100.0%	7-16	43.8%					

Official Basketball Box Score -- Game Totals -- Final Statistics

Charlotte vs Virginia

12/30/18 2:00 pm at

Charlotte 61 • 8-4

#	Player	Total		3-Ptr		Rebounds			PF	TP	A TO		Blk	Stl	Min
		FG-FGA	FT-FTA	FG-FGA	FT-FTA	Off	Def	Tot			TO	Blk			
40	Jazmin Harris	c	5-9	0-0	1-2	0	3	3	3	11	0	1	2	0	26
03	Mariah Linney	g	7-15	4-8	2-3	1	2	3	4	20	5	3	0	1	37
04	Laia RaventÀs	g	4-12	2-8	0-0	1	2	2	10	2	2	2	0	4	28
05	Jade Phillips	g	4-13	0-4	4-5	3	8	11	4	12	0	6	0	3	36
13	Octavia Jett-Wilson	g	1-6	0-2	0-0	3	3	6	3	2	2	3	0	1	28
15	Jada McMillian		0-0	0-0	0-0	1	1	2	0	0	3	3	0	1	15
22	Lauren Harley		1-1	0-0	1-2	1	3	4	1	1	0	0	0	0	16
45	Ka'Neeshia Brown		2-4	0-0	1-1	0	2	2	1	5	0	0	0	0	14
	Team					4	1	5							
Totals			23-60	6-22	9-13	14	24	38	18	61	12	18	2	10	200
1st - FG %:		5-12	41.7%	2nd: 4-16	25.0%	3rd: 6-15	40.0%	4th: 8-17	47.1%	Game: 23-60	38.3%	Deadball		Rebounds	
3FG %:		1-4	25.0%	1-7	14.3%	2-6	33.3%	2-5	40.0%	6-22	27.3%				
FT %:		5-7	71.4%	0-0	0.0%	1-1	100.0%	3-5	60.0%	9-13	69.2%				

Virginia 65 • 6-7

#	Player	Total		3-Ptr		Rebounds			PF	TP	A TO		Blk	Stl	Min
		FG-FGA	FT-FTA	FG-FGA	FT-FTA	Off	Def	Tot			TO	Blk			
32	Mone Jones	f	1-5	0-1	6-6	2	5	7	2	8	1	1	1	0	35
01	Brianna Tinsley	g	5-14	2-8	0-0	1	2	3	0	12	1	5	0	4	32
04	Dominique Toussaint	g	5-11	1-6	0-0	0	4	4	3	11	1	4	1	2	28
13	Jocelyn Willoughby	g	3-10	2-4	1-4	0	7	7	2	9	1	3	0	1	36
14	Lisa Jablonowski	g	5-7	0-0	7-10	6	0	6	2	17	2	0	1	2	35
05	Khyasia Caldwell		0-1	0-0	0-0	1	3	4	1	0	1	1	0	0	10
20	Erica Martinsen		2-7	2-5	2-2	0	2	2	1	8	1	0	1	3	14
35	Shakyna Payne		0-1	0-0	0-0	0	1	1	1	0	0	0	0	0	10
	Team					2	1	3							
Totals			21-56	7-24	16-22	12	25	37	12	65	8	15	4	12	200
1st - FG %:		5-16	31.3%	2nd: 4-13	30.8%	3rd: 8-13	61.5%	4th: 4-14	28.6%	Game: 21-56	37.5%	Deadball		Rebounds	
3FG %:		2-4	50.0%	1-7	14.3%	3-6	50.0%	1-7	14.3%	6-22	27.3%				
FT %:		4-6	66.7%	0-0	0.0%	7-8	87.5%	5-8	62.5%	16-22	72.7%				

Officials: Pualani Spurlock,Angelica Suffren,Jennifer Rezac

Technical fouls: Charlotte-None. Virginia-None.

Attendance: 2841

2018-19 Women's Basketball. Round: 0. Charlotte vs Virginia. Played at .

Score by periods	1st	2nd	3rd	4th	Total
Charlotte	16	9	15	21	61
Virginia	16	9	26	14	65

Last FG - UNCC 4th-00:04, VA 4th-03:39.

Largest lead - UNCC by 5 1st-08:53, VA by 14 3rd-05:29.

UNCC led for 08:08, VA led for 26:20. Game was tied for 05:24.

Score tied - 5 times.

Lead changed - 5 times.

Official Basketball Box Score -- Game Totals -- Final Statistics

Florida St. vs Virginia

01/03/19 7:00 pm at

Florida St. 63 • 13-1

#	Player	Total		3-Ptr		Rebounds			PF	TP	A TO		Blk	Stl	Min
		FG-FGA	FT-FTA	FG-FGA	FT-FTA	Off	Def	Tot			TO	Blk			
15	Kiah Gillespie	f	8-16	1-4	2-2	3	8	11	1	19	3	4	0	0	38
32	Valencia Myers	f	2-5	0-1	1-2	2	2	4	3	5	0	2	1	1	19
10	Kourtney Weber	g	5-9	3-6	0-0	2	3	5	1	13	1	1	0	1	30
12	Nicki Ekhomu	g	1-8	1-4	3-4	1	1	2	3	6	5	2	2	2	34
13	Nausia Woolfolk	g	6-17	1-5	0-0	3	2	5	2	13	5	2	0	2	36
03	Sayawni Lassiter		0-1	0-0	0-0	1	0	1	0	0	0	1	0	0	5
04	Amaya Brown		0-0	0-0	0-0	0	1	1	1	0	1	0	0	0	7
24	Mo. Jones		0-1	0-0	1-2	2	0	2	0	1	0	0	0	0	8
31	Savannah Wilkinson		3-4	0-1	0-0	1	6	7	0	6	1	2	1	1	23
	Team					2	2	4							
Totals			25-61	6-21	7-10	17	25	42	11	63	16	15	4	7	200
1st - FG %:		7-17	41.2%	2nd: 3-14	21.4%	3rd: 7-17	41.2%	4th: 8-13	61.5%	Game: 25-61	41.0%	Deadball		Rebounds	
3FG %:		0-5	0.0%	2-8	25.0%	3-5	60.0%	1-3	33.3%	6-21	28.6%				
FT %:		2-2	100.0%	0-0	0.0%	0-0	0.0%	3-4	75.0%	7-10	70.0%				

Virginia 61 • 6-8

#	Player	Total		3-Ptr		Rebounds			PF	TP	A TO		Blk	Stl	Min
		FG-FGA	FT-FTA	FG-FGA	FT-FTA	Off	Def	Tot			TO	Blk			
32	Mone Jones	f	5-10	1-2	2-2	7	0	7	1	12	2	3	0	1	40
01	Brianna Tinsley	g	6-13	3-6	4-5	0	1	1	0	19	1	0	2	0	32
04	Dominique Toussaint	g	2-11	0-2	0-0	0	1	1	4	4	3	2	0	1	32
13	Jocelyn Willoughby	g	6-15	2-3	0-0	2	6	8	1	14	3	1	1	1	33
14	Lisa Jablonowski	g	4-6	0-1	0-0	3	5	8	1	8	1	1	1	2	38
05	Khyasia Caldwell		1-4	0-0	2-2	1	2	3	1	4	1	2	0	0	12
20	Erica Martinsen		0-3	0-3	0-0	0	1	1	0	0	1	0	0	0	11
35	Shakyna Payne		0-0	0-0	0-0	0	0	0	0	0	0	0	0	0	2
	Team					1	2	3							
Totals			24-62	6-17	7-9	14	18	32	8	61	12	12	2	7	200
1st - FG %:		4-18	22.2%	2nd: 6-15	40.0%	3rd: 9-15	60.0%	4th: 5-14	35.7%	Game: 24-62	38.7%	Deadball		Rebounds	
3FG %:		1-5	20.0%	2-3	66.7%	2-5	40.0%	1-4	25.0%	6-17	35.3%				
FT %:		1-2	50.0%	1-1	100.0%	4-4	100.0%	1-2	50.0%	7-9	77.8%				

Officials: Kevin Dillard,Thomas Danaher,Dee Kantner

Technical fouls: Florida St.-None. Virginia-None.

Attendance: 2376

2018-19 Women's Basketball. Round: 0. Florida St. vs Virginia. Played at .

Score by periods	1st	2nd	3rd	4th	Total
Florida St.	16	10	17	20	63
Virginia	10	15	24	12	61

Last FG - FSU 4th-00:47, VA 4th-01:19.

Largest lead - FSU by 8 1st-00:10, VA by 6 3rd-00:00.

FSU led for 19:17, VA led for 15:46. Game was tied for 04:57.

Score tied - 7 times.

Lead changed - 10 times.

Official Basketball Box Score -- Game Totals -- Final Statistics

Virginia vs Clemson

01/06/19 2 p.m. at Littlejohn Coliseum (Clemson, S.C.)

Virginia 65 • 6-9, 0-2 ACC

#	Player	Total		3-Ptr		Rebounds			PF	TP	A TO		Blk	Stl	Min
		FG-FGA	FT-FTA	FG-FGA	FT-FTA	Off	Def	Tot			TO	Blk			
14	Lisa Jablonowski	f	4-6	0-1	2-4	3	2	5	1	10	2	0	0	3	35
32	Mone Jones	f	5-9	0-0	0-0	2	3	5	2	10	2	2	3	2	39
01	Brianna Tinsley	g	3-9	2-6	1-1	1	4	5	3	9	3	4	0	2	32
04	Dominique Toussaint	g	4-16	2-7	6-8	0	2	2	4	16	3	5	0	0	37
13	Jocelyn Willoughby	g	5-11	2-6	3-4	6	3	9	4	15	2	7	1	1	36
05	Khyasia Caldwell		0-0	0-0	0-0	0	0	0	2	0	2	0	0	0	5
20	Erica Martinsen		1-5	1-5	2-2	2	2	4	4	5	2	1	0	0	11
35	Shakyna Payne		0-2	0-0	0-0	0	0	0	0	0	1	0	0	0	5
	Team					5	3	8							
Totals			22-58	7-25	14-19	19	19	38	20	65	14	24	4	8	200
1st - FG %:		7-13	53.8%	2nd: 6-15	40.0%	3rd: 5-15	33.3%	4th: 4-15	26.7%	Game: 22-58	37.9%	Deadball		Rebounds	
3FG %:		1-2	50.0%	2-6	33.3%	3-10	30.0%	1-7	14.3%	7-25	28.0%				
FT %:		5-6	83.3%	2-3	66.7%	7-10	70.0%	0-0	0.0%	14-19	73.7%				

Clemson 71 • 10-5, 1-1 ACC

#	Player	Total		3-Ptr		Rebounds			PF	TP	A TO	
---	--------	-------	--	-------	--	----------	--	--	----	----	------	--

Official Basketball Box Score -- Game Totals -- Final Statistics

NC State vs Virginia
01/13/19 2:00 pm at

NC State 66 • 17-0

#	Player	Total		3-Ptr	Rebounds			PF	TP	A	TO	Blk	Stl	Min
		FG-FGA	FG-FGA	FT-FTA	Off	Def	Tot							
21	DD Rogers	f	2-7	0-3	3-4	7	10	1	7	1	2	2	2	29
24	Erika Cassell	f	7-10	0-0	1-1	6	4	10	2	15	0	1	0	23
01	Aislinn Konig	g	2-7	1-6	0-0	0	1	1	3	5	3	1	0	38
03	Kai Crutchfield	g	4-8	2-5	1-2	1	2	3	3	11	2	2	0	34
11	Kiara Leslie	g	5-17	2-8	0-0	2	8	10	3	12	3	3	3	32
13	Esra McGoldrick		1-1	0-0	0-0	1	0	1	0	2	0	0	0	2
25	Kayla Jones		0-6	0-3	0-0	2	4	6	0	0	2	1	0	23
31	Jada Rice		0-1	0-0	0-0	0	1	1	0	0	0	0	0	2
33	Elissa Cunane		5-7	0-0	1-1	1	1	2	2	11	0	1	0	15
40	Katie Wadsworth		1-2	1-2	0-0	0	0	0	0	3	0	0	0	2
	Team				2	2	4							
Totals		27-66	6-27	6-8	18	30	48	14	66	11	11	5	7	200
1st - FG %:		6-15	40.0%	2nd: 7-17	41.2%	3rd: 6-17	35.3%	4th: 8-17	47.1%	Game: 27-66	40.9%	Deadball		
3FG %:		2-6	33.3%	0-6	0.0%	2-6	33.3%	2-9	22.2%	6-27	22.2%	Rebounds		
FT %:		2-4	50.0%	1-1	100.0%	2-2	100.0%	1-1	100.0%	6-8	75.0%	2		

Virginia 38 • 7-10

#	Player	Total		3-Ptr	Rebounds			PF	TP	A	TO	Blk	Stl	Min
		FG-FGA	FG-FGA	FT-FTA	Off	Def	Tot							
32	Mone Jones	f	1-4	0-1	5-6	2	1	3	4	7	1	3	0	26
01	Brianna Tinsley	g	0-6	0-4	0-0	0	1	1	1	0	1	1	0	30
04	Dominique Toussaint	g	3-16	1-5	0-0	2	4	6	2	7	1	7	0	37
13	Jocelyn Willoughby	g	5-13	3-3	2-3	1	7	8	1	15	0	2	1	30
14	Lisa Jablonowski	g	0-1	0-1	0-0	1	2	3	1	0	2	2	0	33
05	Khyasia Caldwell		1-5	0-1	2-2	1	1	2	1	4	0	0	0	10
20	Erica Martinsen		1-5	1-4	0-0	1	0	1	2	3	0	0	0	13
30	Felicia Aiyeotan		1-2	0-0	0-0	0	4	4	1	2	0	1	4	15
35	Shakyna Payne		0-0	0-0	0-0	1	1	2	0	0	0	0	0	6
	Team				3	0	3					1		
Totals		12-52	5-19	9-11	12	21	33	13	38	5	17	5	3	200
1st - FG %:		4-13	30.8%	2nd: 1-13	7.7%	3rd: 2-11	18.2%	4th: 5-15	33.3%	Game: 12-52	23.1%	Deadball		
3FG %:		2-4	50.0%	0-4	0.0%	1-5	20.0%	2-6	33.3%	5-19	26.3%	Rebounds		
FT %:		0-0	0.0%	3-4	75.0%	2-2	100.0%	4-5	80.0%	9-11	81.8%	0		

Officials: Talisa Green, Mark Hardcastle, Jennifer Rezac

Technical fouls: NC State-None. Virginia-None.

Attendance: 2530

2018-19 Women's Basketball. Round: 0. NC State vs Virginia. Played at .

Score by periods	1st	2nd	3rd	4th	Total		In	Off	2nd	Fast	
NC State	16	15	16	19	66	Points	Paint	T/O	Chance	Break	Bench
Virginia	10	5	7	16	38	NCST	36	16	22	6	16
						VA	10	7	10	3	9

Last FG - NCST 4th-00:20, VA 4th-00:03.

Largest lead - NCST by 30 4th-00:20, VA None.

NCST led for 38:26. VA led for 00:00. Game was tied for 01:34.

Score tied - 1 time.

Lead changed - 0 times.

RECORD:	OVERALL	HOME	AWAY	NEUTRAL
ALL GAMES	7-10	5-6	1-2	1-1
CONFERENCE	1-3	1-2	0-1	0-0
NON-CONFERENCE	7-10	5-6	1-3	1-1

Date	UVA. Rank	Opponent	Score	W/L	Rec.	ACC	Attend.	High Scorer	High Reb.	Opp. High Scr
11/9	RV	No. 6 MISS ST	72-44	L	0-1	0-0	4453	Toussaint 19	Aiyeotan 16	CB/AEH 13
11/15		at Kentucky	63-41	L	0-2	0-0	4989	Martinsen 15	Aiyeotan 13	Murray 12
11/18		at Old Dominion	73-67	W	1-2	0-0	2137	Willoughby 14	Aiyeotan 9	Morris 17
11/20		NC A&T	67-57	W	2-2	0-0	10000	Toussaint 18	Toussaint 9	Foy 16
11/24		CENT MICH	74-61	L	2-3	0-0	2572	Tinsley 16	Jones 10	Hudson 22
11/25		SAINT LOUIS	67-65	L	2-4	0-0	2413	Martinsen 15	Willoughby 13	Frantz 18
11/28		at Michigan St	91-66	L	2-5	0-0	4219	Tinsley 19	Willoughby 11	Allen 21
12/2		COPPIN ST	55-41	W	3-5	0-0	2304	Toussaint 14	Willoughby 14	Graham 21
12/5		AMERICAN	57-54	W	4-5	0-0	2549	Willoughby 25	Jablonowski 13	Carl 21
12/8		RADFORD	57-44	L	4-6	0-0	2365	Jablonowski 11	Jablonowski 11	Walker 18
12/20		vs Alabama	64-52	L	4-7	0-0	298	Toussaint 12	Jablonowski 10	Lewis 25
12/21		vs RV South Florida	74-67	W	5-7	0-0	373	Willoughby 23	Jones 10	Ferreira 17
12/30		CHARLOTTE	65-61	W	6-7	0-0	2841	Jablonowski 17	MJ/JW 7	Linney 20
1/3		RV/23 FSU	63-61	L	6-8	0-1	2376	Tinsley 19	JW/LJ 8	Gillespie 19
1/6		at Clemson	71-65	L	6-9	0-2	1056	Toussaint 16	Willoughby 9	Westbrook 21
1/10		RV VIRGINIA TECH	62-58	W	7-9	1-2	2703	Toussaint 19	Jones 9	Emery 26
1/13		8 NC STATE	66-38	L	7-10	1-3	2530	Willoughby 15	Willoughby 8	Cassell 15

OPPONENT	AIYEOTAN	CALDWELL	JABLONOWSKI	JONES	MARTINSEN
MISS ST	4-16-0	3-2-0	0-2-1	4-2-2	3-1-0
at UK	8-13-0	2-4-1	0-1-2	7-4-3	15-1-0
at ODU	10-9-1	5-1-0	7-5-0	11-7-1	2-1-1
NC A&T	4-1-0	5-3-1	5-2-2	5-2-1	4-1-0
C MICH	INJ	3-0-2	4-5-1	8-10-0	6-2-1
SLU	INJ	0-2-3	11-13-2	6-2-1	15-4-0
at MSU	INJ	9-1-1	6-5-3	8-2-0	2-3-0
COPPIN	INJ	11-5-0	9-14-2	9-2-0	DNP
AMERICAN	INJ	4-3-1	9-13-2	9-3-3	DNP
RADFORD	INJ	6-4-1	11-11-1	6-3-0	DNP
vs Alabama	INJ	0-1-2	8-10-0	4-5-0	3-0-0
vs USF	INJ	7-5-4	3-5-1	6-10-1	7-1-0
CHARLOTTE	INJ	0-4-1	17-6-2	8-7-1	8-2-1
FLORIDA ST	INJ	4-3-1	8-8-1	12-7-2	0-1-1
at Clemson	INJ	0-0-0	10-5-2	10-5-2	5-4-2
VT	2-0-0	3-2-0	6-6-0	7-9-1	0-1-1
NC STATE	2-4-0	4-2-0	0-3-2	7-3-1	3-1-0
at Louisville					
at Pitt					
WAKE					
at Syracuse					
at Miami					
BC					
DUKE					
at UNC					
LOUISVILLE					
GT					
at VT					
at Notre Dame					

OPPONENT	PAYNE	TINSLEY	TOUSSAINT	WILLOUGHBY
MISS ST	2-2-2	6-2-1	19-3-1	3-3-0
at UK	0-3-0	5-1-4	5-1-5	9-7-1
at ODU	6-5-0	7-2-4	11-4-3	14-8-4
NC A&T	2-1-0	10-3-1	18-9-2	14-6-3
C MICH	2-7-0	16-0-2	11-0-2	11-4-3
SLU	4-2-0	6-2-2	10-7-10	11-13-2
at MSU	0-0-0	19-1-2	6-2-5	16-11-5
COPPIN	7-6-0	0-5-4	14-3-6	9-14-2
AMERICAN	0-2-0	3-5-2	7-6-2	25-4-1
RADFORD	0-0-0	7-5-0	4-4-2	10-10-4
vs Alabama	4-6-0	11-5-3	12-5-7	10-8-1
vs USF	3-1-0	7-5-0	18-3-6	23-7-0
CHARLOTTE	0-1-0	12-3-1	11-4-1	9-7-1
FLORIDA ST	0-0-0	19-1-1	4-1-3	14-8-3
at Clemson	0-0-0	9-5-3	16-2-3	15-9-2
VT	0-2-0	15-4-1	19-5-2	10-5-0
NC STATE	0-2-0	0-1-1	7-6-1	15-8-0
at Louisville				
at Pitt				
WAKE				
at Syracuse				
at Miami				
BC				
DUKE				
at UNC				
LOUISVILLE				
GT				
at VT				
at Notre Dame				

	Field Goal %		3-Point FG %		Free Throw Pct.		Rebounds	Turnovers
	Virginia	Opponent	Virginia	Opponent	Virginia	Opponent	UVA-Opp	UVA-Opp
MISS ST	16-16 (.262)	29-66 (.439)	5-13 (.385)	7-23 (.304)	7-12 (.583)	7-10 (.700)	43-41 (+2)	23-12 (+11)
at UK	20-45 (.444)	23-69 (.333)	7-16 (.438)	5-23 (.217)	4-8 (.500)	12-15 (.800)	41-33 (+8)	32-12 (+20)
at ODU	23-54 (.425)	22-68 (.324)	3-17 (.176)	11-28 (.393)	24-28 (.857)	12-21 (.571)	47-35 (+12)	15-9 (+6)
NC A&T	21-49 (.429)	22-60 (.367)	11-24 (.458)	5-19 (.263)	14-17 (.824)	8-13 (.615)	34-33 (+1)	16-14 (+2)
C MICH	22-66 (.333)	28-54 (.519)	12-33 (.364)	7-17 (.412)	5-7 (.714)	11-17 (.647)	32-38 (-6)	13-13 (E)
SLU	24-62 (.387)	25-60 (.417)	10-26 (.385)	9-22 (.409)	7-13 (.538)	8-12 (.667)	44-36 (+8)	13-10 (+3)
at MSU	25-55 (.455)	33-58 (.569)	8-23 (.348)	8-15 (.533)	8-8 (1.000)	17-25 (.680)	28-32 (-4)	24-14 (+10)
COPPIN	21-52 (.404)	14-71 (.197)	5-17 (.294)	7-38 (.184)	8-13 (.615)	6-8 (.750)	50-41 (+9)	17-7 (+10)
AMERICAN	20-55 (.364)	21-58 (.362)	7-21 (.333)	6-21 (.286)	10-13 (.769)	6-7 (.857)	38-34 (+4)	14-14 (E)
RADFORD	14-57 (.246)	24-59 (.407)	1-13 (.077)	3-18 (.750)	15-18 (.833)	6-8 (.750)	42-39 (+3)	12-10 (+2)
vs Alabama	19-66 (.288)	23-67 (.343)	7-26 (.269)	9-23 (.391)	7-8 (.875)	9-14 (.643)	47-47 (E)	9-6 (+3)
vs USF	26-62 (.419)	24-61 (.393)	6-21 (.286)	9-20 (.450)	16-22 (.727)	10-12 (.833)	42-34 (+8)	14-13 (+1)
CHARLOTTE	21-56 (.375)	23-60 (.383)	7-24 (.292)	6-22 (.273)	16-22 (.727)	9-13 (.692)	37-38 (-1)	15-18 (-3)
FLORIDA ST	24-62 (.387)	25-61 (.410)	6-17 (.387)	6-21 (.286)	7-9 (.778)	7-10 (.700)	32-42 (-10)	12-15 (-3)
at Clemson	22-58 (.379)	28-60 (.467)	7-25 (.280)	3-5 (.600)	14-19 (.737)	12-19 (.632)	38-34 (+4)	24-16 (+8)
VT	19-59 (.322)	20-54 (.370)	4-21 (.190)	12-30 (.400)	20-24 (.833)	6-6 (1.000)	38-34 (+4)	9-17 (-8)
NC STATE	12-52 (.231)	27-66 (.409)	5-19 (>.263)	6-27 (.222)	9-11 (.818)	6-8 (.750)	33-48 (-15)	17-12 (+5)
at Louisville								
at Pitt								
WAKE								
at Syracuse								
at Miami								
BC								
DUKE								
at UNC								
LOUISVILLE								
GT								
at VT								
at Notre Dame								

VIRGINIA
OPPONENT

Bench Points	193 (11.4 ppg)	258 (15.2 ppg)
FG Percentage- Home	.339 (214-631)	.369 (258-699)
FG Percentage- Road	.424 (90-212)	.415 (106-255)
FG Percentage- Neutral	.352 (45-128)	.367 (47-128)
Most Points - Quarter	29 (4th) vs South Florida	26 (1st) vs Miss St
Fewest Points- Quarter	4(3x) last 2nd vs Radford	5 (1st) vs NC A&T
Most Points at the Half	35 at Old Dominion	45 vs Miss St
Fewest Points at the Half	15 vs NC State	16 vs Coppin State
Largest Halftime Lead	12 vs Coppin State	28 vs Miss St

VIRGINIA'S RECORD WHEN

Game decided by 10 pts or less	6-3
Leading at halftime	3-1
Trailing at halftime	3-9
Tied at halftime	1-0
Went into overtime	0-0
Leading by 10 or more points	4-0
Shot FG 50% or better	0-0
Shot FG less than 50%	7-10
Shot FG less than 40%	3-8
Shot FG 40% or better	4-2
Holding opponent under 60 pts	4-1
Scoring 30-39 points	0-1
Scoring 40-49 points	0-2
Scoring 50-59 points	2-2
Scoring 60-69 points	3-5
Scoring 70-79 points	2-0
Scoring 80-89 points	0-0
Scoring 90-100 points	0-0
Scoring over 100 points	0-0
Outrebounding opponent	6-5
Being outrebounded	0-5
Tied in rebounding	0-1
Have fewer TOs than opponent	2-1
Committing fewer than 15 TOs	3-4

SCORING BENCHMARKS
GAMES WITH 20 OR MORE POINTS IN 18-19

Jocelyn Willoughby	2
--------------------	---

GAMES WITH 10 OR MORE POINTS IN 18-19

Jocelyn Willoughby	13
Dominique Toussaint	11
Brianna Tinsley	7
Lisa Jablonowski	4
Mone Jones	3
Erica Martinsen	2
Felicia Aiyeotan	1
Khyasia Caldwell	1

GAMES WITH 10 OR MORE REBOUNDS IN 18-19

Jocelyn Willoughby	3
Lisa Jablonowski	3
Felicia Aiyeotan	2
Mone Jones	2

GAMES WITH 10 OR MORE ASSISTS IN 18-19

Dominique Toussaint	1
---------------------	---

DOUBLE DOUBLES IN 18-19

Jocelyn Willoughby	3
Dominique Toussaint	1
Lisa Jablonowski	1

VIRGINIA INDIVIDUALS

- **Two UVA players with double-doubles in the same game:** vs Saint Louis 11/25/18 (Willoughby 11p, 13r; Toussaint 10p, 10a)
- **Five Players in double figures:** vs Cal 3/16/18 (Aiyeotan 16, Willoughby 13, Huland El 12, Brown 11, Toussaint 10)
- **Six players in double figures:** vs Norfolk State 11/16/15 (Randolph 17, Moses 12, Brown 11, Venson 10, Mason 10, Huland El 10, Jones 10)
- **Seven players in double figures:** vs Norfolk State 11/16/15 (Randolph 17, Moses 12, Brown 11, Venson 10, Mason 10, Huland El 10, Jones 10)
- **Zero players in double figures:** vs Louisville, 2/1/18
- **Every Cavalier player scored:** at Old Dominion 11/18/18
- **Scored 20 points:** 23, Jocelyn Willoughby vs USF 12/21/18
- **Scored 25 points:** 25, Jocelyn Willoughby vs American 12/5/18
- **Scored 30 points:** 34, Monica Wright vs. Green Bay, 03/21/10
- **Scored 40 points:** **48, Mimi Kennedy at North Carolina, 01/15/98
- **A non-starter scored 20 or more points:** 24, J'Kyra Brown vs Indiana, 12/18/17
- **Two or more Hoos scored 20 or more points in the same game:** vs Coppin State (Willoughby 21, Aiyeotan 23) 11/13/16
- **Perfect from the field (5 attempts):** 5-5, Khyasia Caldwell vs Coppin State, 12/2/18
- **Perfect at FT line (10 attempts):** 11-11, Monica Wright vs North Carolina, 02/15/10
- **Perfect at FT line (9 attempts):** 9-9, Lauren Moses at Richmond 11/16/16
- **Perfect at FT line (8 attempts):** 9-9, Lauren Moses at Richmond 11/16/16
- **Had 20 Free throw attempts:** **20, Brandi Teamer at Wake Forest, 1/6/05
- **Had 15 rebounds:** 16, Felicia Aiyeotan vs Mississippi State 11/9/18
- **Had 20 rebounds:** 24, Sarah Imovbioh vs Ohio State 11/14/14
- **Had 10 assists:** 10, Dominique Toussaint vs Saint Louis 11/25/18
- **Had 6 steals:** 6, Jocelyn Willoughby at Georgia 12/19/16
- **Blocked 5 shots:** 6, Felicia Aiyeotan vs Maryland 11/29/17

VIRGINIA TEAM

- **UVA ranked in AP Top 25:** #22, 11/21/12
- **UVA ranked USA Today Top 25:** #22, 3/8/10
- **Played AP No. 1 team:** #1 Duke, L 79-58, 3/2/07
- **Defeated AP No. 1 team:** #1 Maryland, 75-74, 2/11/92
- **Defeated AP Top 10 team:** #4 Florida State 60-51, 2/16/17
- **Defeated AP Top 25 team:** #4 Florida State 60-51, 2/16/17
- **Defeated USA Today 25 team:** #4 Florida State 60-51, 2/16/17

FIELD GOAL SHOOTING

- **Shot 60 percent:** .623 (33-53) vs Georgia Tech, 3/02/08
- **Shot 70 percent:** **.700 (42-60) at Wake Forest, 1/07/87
- **Made 40-49 field goals:** 40 vs. Coppin State, 11/13/16
- **Made 50 field goals:** **54 vs Cleveland State, 11/29/95
- **Attempted 60-69 FG:** 63 vs vs Nebraska, 11/26/16
- **Attempted 70-79 FG:** 72 vs Coppin State, 11/13/16
- **Attempted 80 FG:** 85 at NC State, 2/10/11

THREE-POINT SHOOTING

- **Shot 50 percent:** .600 (9-15) vs UNCG 12/2/17
- **Shot 60 percent:** .600 (9-15) vs UNCG 12/2/17
- **Shot 70 percent:** .750 (6-8) vs Louisville 03/01/15
- **Shot 80 percent:** .857 (6-7) vs St. John's, 03/19/88
- **Made 10 three-pt. field goals:** 10 at Duke 1/14/18
- **Attempted 20 three-pt. FG:** 22 (made 9) vs North Carolina (1/25/18)
- **UVA failed to make at least one three-pointer:** 0-10 vs. Kansas State, 11/29/13
- **Opponent failed to make at least one three-pointer:** 0-9 at Louisville, 01/18/15

FREE THROW SHOOTING

- **Shot 80 percent:** .833 (20-24) vs Virginia Tech 1/10/18
- **Shot 90 percent:** 1.000 (8-8) at Mich St 11/28/18
- **Shot 100 percent:** 1.000 (8-8) at Mich St 11/28/18
- **Made 20 free throws:** 21 vs Pitt 01/24/16
- **Made 30 free throws:** 30 vs. North Carolina, 02/20/14
- **Attempted 0 FT:** at Duke 1/14/18
- **Attempted 30 FT:** 33 vs Louisville 03/01/15
- **Attempted 40 FT:** 44 vs. Indiana, 11/26/09
- **Attempted 50 FT:** **54 at Wake Forest, 01/6/05

SCORING

- **Scored 80 points:** 103 vs CCSU, 11/12/17
- **Scored 90 points:** 103 vs CCSU, 11/12/17
- **Scored 100 points:** 103 vs CCSU, 11/12/17

REBOUNDING

- **Had 50 rebounds:** 50 vs Coppin State 11/13/16
- **Had 60 rebounds:** 63 at Alabama, 12/21/12
- **Had 70 rebounds:** **77 vs. Rider, 12/19/96

ASSISTS

- **Had 20 assists:** 20 vs Cal, 3/16/18
- **Had 30 assists:** **37 vs. Cleveland State, 11/29/95

STEALS

- **Had 15 steals:** 15 vs Syracuse, 12/31/17
- **Had 20 steals:** 22 vs UMES, 12/17/13
- **Had 25 steals:** 26 vs. Clemson, 02/12/12
- **UVA forced 30 turnovers:** 31 at Wake, 01/10/16
- **UVA committed 30 turnovers:** 32 at Kentucky, 11/18/18


MISCELLANEOUS

- **UVA in OT:** W, 82-72 vs Indiana, 12/18/17
- **UVA in 2OT:** L, 73-70 at Alabama, 12/21/12
- **UVA in 3OT:** W, 105-100 at North Carolina, 01/15/98
- **UVA shot 70% from the floor in a quarter:** .700 (7-10) 1st at Duke 1/14/18
- **UVA shot 60% from the floor in first half:** .619 (26-42) vs CCSU 11/12/17
- **UVA shot 60% from the floor in second half:** .608 (14-23) vs UIC 12/16/16
- **UVA shot less than 20% from floor first half:** .192 (5-26) vs NC State 1/13/19
- **UVA shot less than 30% from floor first half:** .192 (5-26) vs NC State 1/13/19
- **UVA shot less than 30% from floor 2nd half:** .259 (7-27) vs NC State 1/13/19
- **UVA scored less than 15 points in first half:** 13 at Florida State, 01/8/06
- **UVA scored less than 15 points in second half:** 14 vs Louisville, 2/1/18
- **UVA held opp to less than 15 points first half:** 14 vs Wake Forest 3/2/17
- **UVA held opp to less than 15 points second half:** 11 vs Virginia Tech, 01/26/17
- **UVA held opp to less than 10 points first half:** 6 vs. Norfolk State, 12/28/12
- **UVA held opponent to less than 30 points:** 23 vs. Norfolk State, 12/28/12


**school record



**BRIANNA
TINSLEY**
Sophomore • Guard • 5-7
St. Anne's-Belfield
Madison, Va.



**DOMINIQUE
TOUSSAINT**
Junior • Guard • 5-9
Christ the King
Staten Island, N.Y.



**KHYASIA
CALDWELL**
Sophomore • Guard • 5-5
Pocono Mountain East
Pocono Summit, Pa.



**DANI
LAWSON**
Sophomore • Forward • 6-2
Hathaway Brown/Purdue
Cleveland, Ohio



**JOCELYN
WILLOUGHBY**
Junior • Forward • 6-0
Newark Academy
East Orange, N.J.



**LISA
JABLONOWSKI**
Sophomore • Forward • 6-3
Lycee des Garcons
Ernster, Luxembourg



**ERICA
MARTINSEN**
Freshman • Guard • 5-9
IMG Academy
Clarence, N.Y.



**AMANDINE
TOI**
R-Freshman • Guard • 5-10
INSEP ACADEMY
Paris, France



**FELICIA
AIYEOTAN**
Junior • Center • 6-9
Blair Academy (N.J.)
Lagos, Nigeria



**MONÉ
JONES**
Senior • Forward • 6-2
Riverside High
Durham, N.C.



**SHAKYNA
PAYNE**
R-Junior • Forward • 6-1
SW Atlanta Christian Acad.
Acworth, Ga.



**TINA
THOMPSON**
Head Coach
First Season



**KARLEEN
THOMPSON**
Associate Head Coach
First Season



**LA'KESHIA
FRETT MEREDITH**
Assistant Coach
Sixth Season



**JAMA
SHARP**
Assistant Coach
First Season