

Pitt

WOMEN'S BASKETBALL

>> GAME NOTES <<

PITT
PANTHERS
11-18, 2-13 ACC

GAME 30
Sunday, Mar. 3, 2019 | 2 p.m. ET
Pittsburgh, PA | Petersen Events Center

#3 LOUISVILLE
CARDINALS
26-2, 13-2 ACC

Last Game..... W, 70-64 at Wake Forest (Feb. 28)
Head Coach..... Lance White
Career Record..... 11-18 (First season)
Record at Pitt..... 11-18 (First season)

Points Leader..... Danielle Garven (11.8 PPG)
Rebounds Leader..... Cara Judkins (5.7 RPG)
Assists Leader..... Jasmine Whitney (4.5 APG)



Last Game..... W, 92-62 vs. #10 NC State (Feb. 28)
Head Coach..... Jeff Walz
Career Record..... 325-98 (12th Season)
Record at Louisville..... 325-98 (12th Season)

Points Leader..... Asia Durr (21.6 ppg)
Rebounds Leader..... Sam Fuehring (7.0 rpg)
Assists Leader..... Dana Evans (4.0 apg)

>> SCHEDULE/RESULTS

Date	Opponent	TV	Time/Result
030	GANNON (Exh.)		W, 68-46
N7	UCF (1)	ACCN EXTRA	L, 61-58
N9	NEW ORLEANS	ACCN EXTRA	W, 90-38
N13	YOUNGSTOWN STATE	ACCN EXTRA	L, 64-55
N16	CINCINNATI	ACCN EXTRA	W, 65-48
N19	at Georgetown	ACCN EXTRA	L, 70-41
N23	vs. Wisconsin (2)		L, 57-42
N24	vs. Arkansas (2)		W, 61-54
N25	vs. Tennessee State (2)		W, 78-56
N29	at Northwestern (3)	BTN PLUS	W, 52-49
D5	FORDHAM	ACCN EXTRA	W, 65-62
D8	WEST VIRGINIA	ACCN EXTRA	L, 77-43
D18	UNCW	ACCN EXTRA	W, 60-56
D21	SAINT FRANCIS (PA.)	ACCN EXTRA	W, 78-75 (OT)
D29	at Duquesne		W, 66-58
J3	at #2 Notre Dame*	ACCN Extra	L, 100-44
J10	at #8 NC State*	ACCN Extra	L, 63-34
J13	BOSTON COLLEGE*	RSN	L, 59-55
J17	#12 SYRACUSE*	ACCN EXTRA	L, 82-50
J20	CLEMSON*	ACCN EXTRA	L, 65-59
J24	VIRGINIA*	ACCN EXTRA	L, 74-57
J27	at #4 Louisville*	ACCN Extra	L, 70-42
J31	VIRGINIA TECH*	RSN	L, 74-58
F3	at Duke*	ACCN Extra	L, 74-55
F7	at Georgia Tech*	ACCN Extra	L, 67-55
F10	#25 MIAMI*	ACCN EXTRA	L, 65-51
F14	NORTH CAROLINA*	ACCN EXTRA	W, 91-78
F17	at #21 Florida State*	ACCN Extra	L, 78-46
F21	at #18 Syracuse*	ACCN Extra	L, 90-63
F28	at Wake Forest*	ACCN Extra	W, 70-64
M3	#3 LOUISVILLE*	ACCN EXTRA	2 P.M.
M6-10	ACC TOURNAMENT (4)	ACCN EXTRA	TBA

All Times Eastern | * - ACC Game

ALL CAPS Games Played at Petersen Events Center in Pittsburgh, Pa.

- (1) School Day
(2) Challenge in Music City (Nashville, Tenn.)
(3) ACC/Big Ten Challenge (Evanston, Ill.)
(4) ACC Tournament (Greensboro, N.C.)

>> PROBABLE PITT STARTERS



#1
Danielle Garven
6-1 • SR • F

PPG 11.8
RPG 4.2
APG 1.5
FG% 45.4%




#3
Jasmine Whitney
5-9 • JR • G

PPG 9.6
RPG 3.5
APG 4.5
SPG 2.0




#4
Cassidy Walsh
5-7 • SR • G

PPG 9.6
RPG 3.9
APG 2.1
FT% 78.1%



#14
Kauai Bradley
6-0 • SR • F

PPG 5.9
RPG 4.9
SPG 1.7
APG 1.6



#11
Cara Judkins
6-2 • SO • C

PPG 6.6
RPG 5.7
BPG 1.1
FG% 46.5%

>> OPENING TIPS

A WIN WOULD...

- » Be the Panthers third all-time against Louisville
- » Be the seventh home win of the season for the Panthers and second in ACC play.
- » Give Pitt 82 victories against ACC schools in program history.
- » Be the 12th win of the season for the Panthers, their most since 2016.
- » Be their second straight ACC win for the first time since 2016.

LAST TIME OUT...

- » The Panthers (11-18, 2-13 ACC) used a strong second half to surge past the Wake Forest Demon Deacons on the road, 70-64. The win marked the Panthers first road ACC victory of the season.
- » Pitt was great in the open court on Thursday night as they were able to outscore the Demon Deacons 23-7 in fast break scoring.
- » Senior **Danielle Garven** continued her strong play for the Panthers in the win as she led Pitt in scoring for the sixth straight game as she netted 21 points, five rebounds and four steals across 34 minutes of work. The 21-point effort marked the fourth 20+ game for Garven this season and her second straight.
- » Junior point guard **Jasmine Whitney** had another huge

game for Pitt in the win as she was able to secure her second career double-double. Whitney finished off her impressive game with 19 points, a career-high 12 assists, six rebounds and three steals in 37 minutes of action. With her 12 assists, Whitney moved into 10th place on the Panthers all-time assists charts with 352 career assists.

» The Panthers were able to outshoot the Demon Deacons 45% to 37.3% for the game while also forcing 24 Wake Forest turnovers in the victory.

STORYLINES

- » The Panthers pride themselves on forcing turnovers and they have done a great job of doing that in ACC play as they are forcing an average of 16.9 turnovers/game and rank fourth in the conference notching 9.3 steals/game in ACC contests.
- » With the win, Pitt improved to 10-1 on the season when scoring 60+ points.
- » Pitt also owns a perfect 7-0 record this season when shooting at least 45% from the floor and a 10-1 record when shooting a higher percentage from the floor than their opponent.

LOOKING AHEAD...

- » After Sunday's game, the Panthers will enter the ACC Tournament as the #14 seed and will take on the #11 seed on Mar. 6 at 6:30 pm inside the Greensboro Coliseum in Greensboro, NC.

>> FOLLOW ALONG



Pitt IMG Sports Network
Josh Rowntree
1320AM WJAS



TV: ACC Network Extra
Live Stream: ESPN3



Online
Live Stats: available at
PittsburghPanthers.com/schedule/page



Social Media
Twitter/Instagram: @Pitt_WBB
Facebook.com/PittWomensBasketball/

>> QUICK FACTS

GENERAL INFORMATION

Location	Pittsburgh, Pa.
Founded	1787
Affiliation	NCAA Division I
Conference	Atlantic Coast (ACC)
Enrollment	34,580
Colors	Blue (PMS 289) & Vegas Gold (PMS 4515)
Nickname	Panthers
Mascot	Roc
Home Arena (Cap.)	Petersen Events Center (12,508)

UNIVERSITY ATHLETICS PERSONNEL

Chancellor	Dr. Patrick Gallagher (Benedictine, Pitt '91)
Director of Athletics	Heather Lyke (Michigan '92)
Sport Administrator	Bethany Wagner (West Virginia '06)
SWA	Jen Tuscano (Pitt-Johnstown '99)

TEAM INFORMATION

2017-18 Overall Record	10-20
2017-18 Record Breakdown	8-10 (H), 2-9 (A), 0-1 (N)
2017-18 ACC Record	2-14
2017-18 ACC Breakdown	1-7 (H), 1-7 (A), 0-0 (N)
ACC Regular Season Finish	13th
ACC Tournament Finish	0-1, first round
Letterwinners Returning/Lost	11/2
Starters Returning/Lost	4/1
Newcomers	3

TEAM HISTORY

First Season of Basketball	1974-75
All-Time Overall Record	627-672 (44 seasons)
All-Time ACC Record	24-71 (Five seasons)
All-Time NCAA Tournament Record	6-4
All-Time ACC Tournament Record	1-5
Petersen Events Center Record	142-116 (16 seasons)
NCAA Appearances/Last	Four/2015
WNIT Appearances/Last	Five/2010

BASKETBALL STAFF

Head Coach	Lance White (Texas Tech '96)
Career Record/Year	11-18 (First Season)
Record at Pitt/Year	11-18 (First Season)
Assoc. Head Coach	Danielle Atkinson (Florida '06)
Year at Pitt	First
Assoc. Head Coach	Terri Mitchell (Duquesne '89)
Year at Pitt	First
Assistant Coach	Josh Petersen (Florida State '12)
Year at Pitt	First
Dir. of Operations	Ali Hoesly (Rutgers '16)
Dir. of Video & Creative Content	Meghan Bielich (Clarion '06)
Dir. of Recruiting Operations	Sheana Vega (Liberty '17)
Graduate Student Manager	Wumi Agunbiade (Duquesne '14)
Administrative Assistant	Felisha Hamiel
Athletic Trainer	Ann Marie Porada
Strength and Conditioning Coach	Rhen Vail
Equipment Manager	Ed Whited
Academic Coordinator	Tilly Sheets
Women's Basketball Phone	(412) 648-8360
Women's Basketball Fax	(412) 648-9152
Ticket Office Phone	(412) 648-PITT

MEDIA RELATIONS

WBB Contact	Louie Spina
Email	Ispina@athletics.pitt.edu
Office Phone	(412) 648-7774
Cell Phone	(716) 429-5464
Media Relations Fax	(412) 648-8248
Press Row Phone	(412) 648-2318
Mailing Address	P.O. Box 7436, Pittsburgh, PA 15213-0436
Overnight Address	3719 Terrace St., Pittsburgh, PA 15261
Website	www.pittsburghpanthers.com
Facebook	www.facebook.com/pittwomensbasketball
Twitter/Instagram	@Pitt_WBB

>> 2018-19 ROSTERS

NUMERICAL

NO.	NAME	HT.	POS.	YR.	HOMETOWN/LAST SCHOOL
0	Jahsyni Knight	5-8	G	FR	Perth Amboy, N.J./Rutgers Prep
1	Danielle Garven	6-1	F	SR	Toronto, Ontario, Canada/Chipola College
2	Aysia Bugg	5-7	G	R-SR	Chicago, Ill./Bolingbrook HS
3	Jasmine Whitney	5-9	G	JR	Centreville, Va./Paul VI HS
4	Cassidy Walsh	5-7	G	SR	Pittsburgh, Pa./Seton-La Salle HS
10	Ismeni Prapa	5-7	G	FR	Athens, Greece/American Community School of Athens
11	Cara Judkins	6-2	C	SO	Bethesda, Md./Our Lady of Good Counsel
12	Tehya Lyons	5-7	G	FR	Norcross, Ga./Norcross HS
13	Kyla Nelson	5-11	G	SO	Worthing, England/Oaklands College
14	Kauai Bradley	6-0	G/F	SR	Chicago, Ill./Marian Catholic HS
20	Pika Rodriguez	5-11	G	SO	Hartford, Conn./Capital Prep Magnet School
22	Jaala Henry	6-3	F	SO	Riverdale, Md./National Christian Academy
23	Alayna Gribble	6-0	G	JR	Pittsburgh, Pa./Norwin HS
32	Kalista Walters	6-1	C	SR	Fleetwood, Pa./Bethlehem Catholic HS

ALPHABETICAL

NO.	NAME	HT.	POS.	YR.	HOMETOWN/LAST SCHOOL
14	Kauai Bradley	6-0	G/F	SR	Chicago, Ill./Marian Catholic HS
2	Aysia Bugg	5-7	G	R-SR	Chicago, Ill./Bolingbrook HS
1	Danielle Garven	6-1	F	SR	Toronto, Ontario, Canada/Chipola College
23	Alayna Gribble	6-0	G	JR	Pittsburgh, Pa./Norwin HS
22	Jaala Henry	6-3	F	SO	Riverdale, Md./National Christian Academy
11	Cara Judkins	6-2	C	SO	Bethesda, Md./Our Lady of Good Counsel
0	Jahsyni Knight	5-8	G	FR	Perth Amboy, N.J./Rutgers Prep
12	Tehya Lyons	5-7	G	FR	Norcross, Ga./Norcross HS
13	Kyla Nelson	5-11	G	SO	Worthing, England/Oaklands College
10	Ismeni Prapa	5-7	G	FR	Athens, Greece/American Community School of Athens
20	Pika Rodriguez	5-11	G	SO	Hartford, Conn./Capital Prep Magnet School
4	Cassidy Walsh	5-7	G	SR	Pittsburgh, Pa./Seton-La Salle HS
32	Kalista Walters	6-1	C	SR	Fleetwood, Pa./Bethlehem Catholic HS
3	Jasmine Whitney	5-9	G	JR	Centreville, Va./Paul VI HS

COACHING STAFF

Head Coach	Lance White
Associate Head Coach	Danielle Atkinson
Associate Head Coach	Terri Mitchell
Assistant Coach	Josh Petersen
Director of Operations	Ali Hoesly

Director of Video & Creative Content	Meghan Bielich
Director of Recruiting Operations	Sheana Vega
Graduate Student Manager	Wumi Agunbiade
Athletic Trainer	Ann Marie Porada
Strength & Conditioning Coach	Rhen Vail

PRONUNCIATIONS

Alayna Gribble	uh-LAY-nuh
Aysia Bugg	like "Asia"
Ismeni Prapa	is-MEE-nee
Jaala Henry	JAY-luh
Jahsyni Knight	juh-SHAH-nee

Kalista Walters	kuh-LISS-tuh
Kauai Bradley	kuh-WHY
Kyla Nelson	KY-luh
Pika Rodriguez	PEE-kuh
Tehya Lyons	te-HIGH-uh

>> MEDIA INFO

CREDENTIALS

Credentials for Pitt home games are issued on a game-by-game basis to working media only and should be requested as early as possible due to space limitations, parking limitations and demand. All credential requests need to be made by contacting Julie Juirch via email or phone. Media members are required to make credential arrangements at least 24 hours in advance of the game in question.

off-town interview requests for Coach White or any player must be made at least 48 hours in advance.

PHOTOGRAPHERS

Still photographers and TV news cameras will receive a regular media pass and sit in the designated area along the baseline. Photographers must remain in the space designated. Be prepared to show identification if asked to identify yourself. Strobe lights are prohibited.

UPCOMING SCHEDULE

» **Sunday, Mar. 3**
vs. Louisville
2 p.m. | Petersen Events Center

» **March 6- March 10**
At ACC TOURNAMENT
Greensboro, NC

PITT MEDIA SERVICES

Media members may access the most up-to-date information on the Pitt women's basketball team on the athletic department's official Web site: www.pittsburghpanthers.com. Game notes, official statistics, game recaps, boxscores and general releases will be updated regularly. All of this information is available online. Director of Media Relations Louie Spina will also send out game notes via e-mail prior to each game. To get on the list, please e-mail him at Ispina@athletics.pitt.edu.

INTERVIEW POLICIES

The Athletic Media Relations Office will assist all media personnel with coverage of Pitt basketball. All interviews MUST be arranged through the Athletic Media Relations Office. Generally, head coach Lance White and selected players are available for interviews two days prior to each game, post-practice. If a media member wishes to complete something more in-depth during the week, please contact Louie Spina at (716) 429-5464 to arrange a time. No interviews will be conducted on game day. Players' telephone numbers will not be released by the Media Relations Office. Out-

>> 2018-19 ACC STANDINGS

TEAM	CONF	Pct.	OVERALL	Pct.	HOME	AWAY	NEUTRAL	STREAK
Louisville	13-2	.867	26-2	.929	14-1	10-1	2-0	W3
Notre Dame	13-2	.867	26-3	.897	13-1	10-2	3-0	W5
Miami	12-3	.800	24-6	.800	16-2	6-4	2-0	W2
NC State	11-4	.733	24-4	.857	14-2	8-2	2-0	L1
Syracuse	10-5	.667	21-7	.750	11-3	5-4	5-0	W1
Florida State	9-6	.600	21-7	.750	12-4	7-3	2-0	L2
Clemson	9-7	.562	18-11	.621	12-5	5-5	1-1	L1
North Carolina	8-7	.533	17-12	.586	10-4	4-6	3-2	L1
Georgia Tech	7-8	.467	17-11	.607	11-2	3-8	3-1	L2
Virginia Tech	5-10	.333	18-10	.643	10-5	4-5	4-0	W1
Duke	5-10	.333	13-14	.481	8-4	4-8	1-2	W2
Virginia	5-10	.333	11-17	.393	8-8	2-8	1-1	L1
Boston College	3-12	.200	14-14	.500	8-8	4-6	2-0	L7
PITT	2-13	.133	11-18	.379	6-9	3-8	2-1	W1
Wake Forest	1-14	.067	10-18	.357	7-10	2-8	1-0	L8

>> ACC PLAYERS OF THE WEEK

Nov. 12	Asia Durr	Guard	Louisville
Nov. 19	Arike Ogunbowale	Guard	Notre Dame
Nov. 26	Tiana Mangakahia	Guard	Syracuse
Dec. 3	Asia Durr	Guard	Louisville
Dec. 10	Asia Durr	Guard	Louisville
Dec. 17	Simone Westbrook	Forward	Clemson
Dec. 23	Arike Ogunbowale	Guard	Notre Dame
Dec. 31	Janelle Bailey	Center	NC State
Jan. 7	Beatrice Mompremier	Forward	Miami (FL)
	Tiana Mangakahia	Guard	Syracuse
Jan. 14	Tiana Mangakahia	Guard	Syracuse
Jan. 21	Beatrice Mompremier	Forward	Miami (FL)
Jan. 28	Paris Kea	Guard	UNC
Feb. 4	Regan Margarity	Forward	Virginia Tech
Feb. 11	Beatrice Mompremier	Forward	Miami
Feb. 18	Emese Hof	Forward	Miami
Feb. 25	Paris Kea	Guard	UNC

>> ACC ROOKIES OF THE WEEK

Nov. 12	Valencia Myers	Forward	Florida State
Nov. 19	Elizabeth Dixon	Forward	Georgia Tech
	Maeve Djaldi-Tabdi	Forward	Syracuse
Nov. 26	Marnelle Garraud	Guard	BC
Dec. 3	Maeve Djaldi-Tabdi	Forward	Syracuse
Dec. 10	Elissa Cunane	Forward	NC State
Dec. 17	Elizabeth Balogun	Guard	Georgia Tech
Dec. 23	Elizabeth Balogun	Guard	Georgia Tech
Dec. 31	Miela Goodchild	Guard	Duke
Jan. 7	Elizabeth Balogun	Guard	Georgia Tech
Jan. 14	Makayla Dickens	Guard	BC
	Elizabeth Dixon	Forward	Georgia Tech
Jan. 21	Elizabeth Balogun	Guard	Georgia Tech
Jan. 28	Elissa Cunane	Forward	NC State
Feb. 4	Dara Mabrey	Guard	Virginia Tech
Feb. 11	Elizabeth Dixon	Forward	Georgia Tech
Feb. 18	Elissa Cunane	Forward	NC State
Feb. 25	Miela Goodchild	Guard	Duke

>> PITT ACC STATS

TEAM STATS	ACC ONLY	ALL GAMES
Scoring Offense	55.3 (14th)	58.1 (13th)
Scoring Defense	73.5 (14th)	66.5 (12th)
Scoring Margin	-18.2 (15th)	-8.4 (15th)
FG Percentage	.356 (14th)	.378 (14th)
FG Percentage Defense	.427 (10th)	.393 (10th)
FT Percentage	.551 (15th)	.605 (15th)
3-FG Percentage	.302 (11th)	.326 (11th)
3-FG Pct. Defense	.344 (12th)	.308 (9th)
Rebounding Offense	33.5 (14th)	36.0 (14th)
Rebounding Defense	43.6 (15th)	40.3 (15th)
Rebounding Margin	-10.1 (15th)	-4.3 (15th)
Blocks/Game	3.1 (12th)	3.7 (11th)
Assists/Game	13.3 (6th)	13.9 (8th)
Steals/Game	9.3 (4th)	8.6 (6th)
Turnover Margin	-0.5 (9th)	-1.6 (10th)
Assist/TO Ratio	0.8 (7th)	0.8 (10th)
Offensive Rebounds	12.7 (7th)	12.3 (10th)
Defensive Rebounds	20.9 (15th)	23.7 (14th)
3-FG Made/Game	5.9 (8th)	5.8 (8th)

>> INDIVIDUAL ACC STATS

Scoring			
Overall	Danielle Garven	11.8 ppg	
ACC	Danielle Garven	13.3 ppg (23rd)	
Rebounding			
Overall	Cara Judkins	5.7 rpg	
ACC	Kauai Bradley	4.8 rpg	
Assists			
Overall	Jasmine Whitney	4.5 apg (5th)	
ACC	Jasmine Whitney	5.3 apg (2th)	
Steals			
Overall	Jasmine Whitney	2.0 spg (6th)	
ACC	Jasmine Whitney	2.5 spg (3rd)	
FG Percentage			
Overall	Kalista Walters	.595 (5th)	
ACC	Danielle Garven	.484	
FT Percentage			
Overall	Jasmine Whitney	.791 (11th)	
ACC	Cassidy Walsh	.800	
3-FG Percentage			
Overall	Kyla Nelson	.398 (8th)	
ACC	Kyla Nelson	.373 (15th)	

>> SCOUTING THE OPPONENT

- » The Louisville Cardinals enter Sunday's game as the #3 team in the nation as they have accumulated a 26-2 overall record and a 13-2 ACC mark. The Cardinals are coming off of an 92-62 victory over nationally-ranked NC State on Thursday night.
- » Louisville is being led offensively this season by one of the best players in the nation, Asia Durr. The senior is averaging an ACC-best 21.6 points, 3.4 rebounds, 3.2 assists and 1.5 steals while connecting on 80 triples on the season and shooting 45.2% from the floor.
- » Dana Evans is having a strong season off the Louisville bench as she ranks second on the team averaging 10.6 points while also leading the team in assists, averaging 4.0 helpers/game. Senior Sam Fuehring is enjoying a strong final campaign as she is averaging 10.4 points and a team-high 7.0 assists while shooting 53.5% from the floor.
- » As a team, the Cardinals rank second in the ACC in scoring offense (79.6 ppg) while also leading the conference in scoring defense (59.3 ppg). Louisville also leads the ACC in three-point field goal percentage as they are connecting on 38.2% of their triple attempts.
- » The Cardinals are coached by Jeff Walz who is in his 12th season at the helm of Louisville. The energetic Walz has accumulated a career head coaching record of 325-98, all at Louisville.

>> GETTING THE START

		1	2	3	4	5
N7	UCF	Bugg	Walsh#	Bradley	Garven	Walters
N9	NEW ORLEANS	Bugg	Walsh	Bradley	Garven	Judkins#
N13	YOUNGSTOWN STATE	Bugg	Walsh	Bradley	Garven	Henry
N16	CINCINNATI	Bugg	Walsh	Whitney	Nelson	Walters
N19	at Georgetown	Bugg	Walsh	Whitney	Garven	Judkins
N23	vs. Wisconsin	Whitney	Walsh	Nelson	Garven	Judkins
N24	vs. Arkansas	Whitney	Walsh	Nelson	Garven	Judkins
N25	vs. Tennessee State	Whitney	Walsh	Nelson	Garven	Judkins
N29	at Northwestern	Whitney	Walsh	Nelson	Garven	Judkins
D5	FORDHAM	Whitney	Walsh	Nelson	Garven	Judkins
D8	WEST VIRGINIA	Whitney	Walsh	Nelson	Garven	Judkins
D18	UNCW	Whitney	Walsh	Bradley	Garven	Judkins
D21	SAINT FRANCIS (PA.)	Whitney	Walsh	Bradley	Garven	Judkins
D29	at Duquesne	Whitney	Walsh	Bradley	Garven	Walters
J3	at #2 Notre Dame	Whitney	Walsh	Bradley	Garven	Judkins
J10	at #8 NC State	Whitney	Walsh	Bradley	Garven	Judkins
J13	BOSTON COLLEGE	Whitney	Walsh	Bradley	Garven	Judkins
J17	#12 SYRACUSE	Whitney	Walsh	Bradley	Garven	Judkins
J20	CLEMSON	Whitney	Walsh	Bradley	Garven	Judkins
J24	VIRGINIA	Whitney	Walsh	Bradley	Garven	Judkins
J27	at #4 Louisville	Whitney	Walsh	Bradley	Garven	Judkins
J31	VIRGINIA TECH	Whitney	Walsh	Bradley	Garven	Judkins
F3	at Duke	Whitney	Walsh	Bradley	Garven	Judkins
F7	at Georgia Tech	Whitney	Walsh	Bradley	Garven	Judkins
F10	#25 MIAMI	Whitney	Walsh	Bradley	Garven	Judkins
F14	NORTH CAROLINA	Whitney	Walsh	Bradley	Garven	Judkins
F17	at #21 Florida State	Whitney	Walsh	Bradley	Garven	Judkins
F21	at #18 Syracuse	Whitney	Walsh	Bradley	Garven	Judkins
F28	at Wake Forest	Whitney	Walsh	Nelson	Bradley	Garven
M3	LOUISVILLE					

^ - Started four guards | # - First Career Start

>> STARTING COMBINATIONS

Starting Combinations (Positions)	Used	Overall	ACC
Bugg (G), Walsh (G), Garven (F), Bradley (F), Walters (C)	1	0-1	-
Bugg (G), Walsh (G), Garven (F), Bradley (F), Judkins (C)	1	1-0	-
Bugg (G), Walsh (G), Garven (F), Bradley (F), Henry (C)	1	0-1	-
Bugg (G), Walsh (G), Nelson (G), Whitney (G), Walters (C)	1	1-0	-
Bugg (G), Walsh (G), Whitney (G), Garven (F), Judkins (C)	1	0-1	-
Whitney (G), Walsh (G), Nelson (G), Garven (F), Judkins (C)	6	4-2	-
Whitney (G), Walsh (G), Bradley (F), Garven (F), Judkins (C)	16	3-13	1-13
Whitney (G), Walsh (G), Bradley (F), Garven (F), Walters (C)	1	1-0	-
Whitney (G), Walsh (G), Nelson (G), Bradley (F), Garven (F)	1	1-0	1-0

TALE OF THE TAPE

PITT		#3 LOUISVILLE
Garven (11.8 PPG)	Scoring	Durr (21.6 PPG)
Judkins (5.7 RPG)	Rebounding	Fuehring (7.0 RPG)
Whitney (4.5 APG)	Assists	Evans (4.0 APG)
Whitney (2.0 SPG)	Steals	Evans (1.6 SPG)
Judkins (1.1 BPG)	Blocks	Shook (1.5 BPG)
58.1	Scoring Offense	79.6
66.5	Scoring Defense	59.3
-8.4	Scoring Margin	+20.3
37.8	Field Goal %	47.5
39.3	Field Goal % Defense	37.3
32.6	3-Point FG %	38.2
30.8	3-Point FG% Defense	29.7
5.8	3-Pointers Made Per Game	8.4
60.5	Free Throw %	74.8
9.2	Free Throws Made Per Game	12.9
36.0	Rebounds Per Game	37.0
-4.3	Rebound Margin	+2.0
13.9	Assists Per Game	17.1
17.9	Turnovers Per Game	12.5
8.6	Steals Per Game	8.5
3.7	Blocks Per Game	4.4

>> INSIDE THE SERIES

SERIES BREAKDOWN - LOUISVILLE

Series:	Louisville leads, 17-2
at Louisville:	Louisville leads, 9-0
at Pitt:	Louisville leads, 6-2
Neutral Site:	Louisville leads, 2-0

First Meeting:	Feb. 8, 2006, at Pitt 63, Louisville 71
Last Meeting:	Jan. 27, 2019, at Louisville 70, Pitt 42

Last Pitt Win:	Feb. 14, 2010, at Pitt, 72-69
Last Louisville Win:	Jan. 27, 2019, at Louisville, 70-42

Last 10 Meetings:	Louisville leads, 10-0
Streak:	Louisville, W13

LAST 10 MEETINGS

Date	Site	Result	Score
Feb. 9, 2013	A	L	78-45
Jan. 4, 2015	H	L	63-57
Feb. 8, 2015	A	L	48-35
Feb. 11, 2016	H	L	84-61
Feb. 28, 2016	A	L	65-36
Jan. 8, 2017	A	L	73-52
Jan. 29, 2017	H	L	63-48
Jan. 18, 2018	H	L	77-51
Feb. 25, 2018	A	L	81-49
Jan. 27, 2019	A	L	70-42

>> ALL-TIME VS. CONFERENCES

CONFERENCE (2018-19 OPPONENTS)	RECORD (%)
The American (UCF, Cincinnati):	34-53 (.391)
Atlantic Coast:	81-192 (.297)
Atlantic 10 (Fordham, Duquesne):	42-26 (.618)
Big East (Georgetown):	116-169 (.408)
Big Ten (Wisconsin, Northwestern):	34-29 (.540)
Big 12 (West Virginia):	20-34 (.370)
Colonial (UNCW):	19-8 (.704)
Horizon League (Youngstown State):	33-9 (.786)
Northeast (Saint Francis (Pa.)):	52-3 (.945)
Ohio Valley (Tennessee State):	5-4 (.556)
Southeastern Conference (Arkansas):	4-16 (.200)
Southland (New Orleans):	2-0 (1.000)

>> ALL-TIME VS. OPPONENTS

TEAM	RECORD	LAST TIME
UCF	0-1	11/7/18 - L, 61-58, H
New Orleans	1-0	11/9/18 - W, 90-38, H
Youngstown State	17-5	11/13/18 - L, 64-55, H
Cincinnati	11-4	11/19/18 - W, 65-48, H
Georgetown	27-24	11/23/13 - L, 72-70, H
Wisconsin	1-3	11/23/18 - L, 57-42, N
Arkansas	1-1	11/24/18 - W, 61-54, N
Tennessee State	1-0	11/25/18 - W, 78-56, N
Northwestern	3-1	11/29/18 - W, 52-49, A
Fordham	3-1	12/5/18 - W, 65-62, H
West Virginia	18-28	12/8/18 - L, 77-43, H
UNCW	2-1	12/18/18 - W, 60-56, H
Saint Francis (Pa.)	10-3	12/21/18 - W, 78-75 (OT), H
Duquesne	21-16	12/29/18 - W, 66-58, A

VS. THE ACC

TEAM	RECORD	LAST TIME
Virginia	5-4	1/24/19 - L, 74-57, H
Wake Forest	3-6	2/28/19 - W, 70-64, A
North Carolina	6-3	2/14/19 - W, 91-78, H
Virginia Tech	5-9	1/31/19 - L, 74-58, H
Georgia Tech	3-4	2/7/19 - L, 67-55, A
Louisville	2-17	1/27/19 - L, 70-42, A
Syracuse	19-43	2/21/19 - L, 90-63, A
Notre Dame	3-27	1/3/19 - L, 100-44, A
Duke	0-10	2/3/19 - L, 74-55, A
Clemson	6-7	2/20/19 - L, 65-59, H
Florida State	0-6	2/17/19 - L, 78-46, A
Boston College	18-28	1/13/19 - L, 59-55, H
Miami	9-22	2/10/19 - L, 65-51, H
NC State	2-6	1/10/19 - L, 63-34, A

>> THE PANTHERS WHEN...

Playing at home	6-9
Playing on the road	3-8
Playing at a neutral site	2-1
vs. Top 10 teams	0-3
vs. Top 25 teams	0-7
Games decided by 3 points or fewer	3-1
Games decided by 4-10 points	4-3
Games decided by 11-19 points	2-6
Games decided by 20 points or more	2-8
Leading at the half	6-2
Tied at the half	1-0
Trailing at the half	4-16
Leading with 5:00 remaining	10-1
Tied with 5:00 remaining	-
Trailing with 5:00 remaining	1-17
In overtime	1-0
Pitt scores fewer than 50 points	0-7
Pitt scores 50-59 points	1-10
Pitt scores 60-69 points	5-1
Pitt scores 70-79 points	3-0
Pitt scores 80 or more points	2-0
Opponent scores fewer than 50 points	3-0
Opponent scores 50-59 points	4-2
Opponent scores 60-69 points	2-6
Opponent scores 70-79 points	2-7
Opponent scores 80 or more points	0-3
Pitt shoots 45% or better	7-0
Pitt shoots less than 45%	4-18
Opponent shoots 45% or better	0-5
Opponent shoots less than 45%	11-13
Pitt shoots better than opponent	10-1
Opponent shoots better than (or ties) Pitt	1-17
Pitt out-rebounds opponent	8-2
Opponent out-rebounds (or ties) Pitt	3-16
Pitt commits fewer than 14 turnovers	1-4
Pitt commits 14 or more turnovers	10-14
Pitt makes at least five 3-pointers	8-11
Pitt makes four or fewer 3-pointers	3-7
Pitt records seven or more steals	6-12
Pitt records six or fewer steals	3-5
Wearing white uniforms	7-7
Wearing navy uniforms	4-7
Wearing gold uniforms	-
Wearing pink uniforms	0-2
Wearing retro uniforms	0-2
Pitt scores first	6-7
Opponent scores first	5-11
On Monday	0-1
On Tuesday	1-1
On Wednesday	1-1
On Thursday	3-7
On Friday	3-1
On Saturday	2-1
On Sunday	1-6
In November	5-4
In December	4-1
In January	0-8
In February	1-5
In March	-

>> NOTES

20TH MEETING WITH THE CARDINALS

- » Sunday's matchup against Louisville will be the 20th meeting of all-time between the two squads with the Cardinals owning the 17-2 lead in the series.
- » Louisville has won 13 straight games against the Panthers.
- » The Panthers last win against Louisville came on Feb. 14, 2010 when they downed the Cardinals 72-69.
- » Pitt is 2-6 all-time in Pittsburgh against the Cardinals.

SENIOR DAY FOR FOUR PANTHERS

- » Sunday's game will serve as the Panthers Senior Day for four student-athletes.
- » The four Pitt players that will be honored pregame are Danielle Garven, Kalista Walters, Kauai Bradley and Cassidy Walsh.
- » The four have combined for 47 victories for the Panthers over their four-year careers.

TOUGH ACC SCHEDULE CONTINUES FOR PANTHERS

- » The Panthers were awarded no favors when the schedule for ACC play was announced as they opened conference play with three road games against top-10 teams and a home game against #12 Syracuse.
- » For the first time in program history, Pitt opened their conference slate with four top-12 teams through their first seven ACC games. The Panthers have also played six nationally-ranked opponents and have one more on the schedule.
- » So far this season, the Panthers have compiled the 17th hardest schedule in the NCAA through 29 games.
- » Pitt has played the No. 1, No. 3, No. 8, No. 10, No. 16, No. 17, No. 21 and No. 31 RPI teams in the country so far this season and they will play Louisville who is currently #3 in the country in their final regular season game.

GARVEN ON A TEAR

- » Senior **Danielle Garven** has seen her role in the Pitt rotation grow over the last couple weeks and she is making a strong impact down low.
- » Last time out, Garven led the Panthers in scoring for the sixth straight game as she went off for 21 points, five rebounds and three steals across 34 minutes of work against Wake Forest. She finished the game going 10-for-21 from the floor.
- » Garven has started 24 straight games for Pitt and has scored in double figures in 13 of those games. The senior has scored in double figures a career-high six straight games and in 16 games overall this season.
- » On the year, Garven leads the Panthers in scoring as she is averaging 11.8 points, 4.2 rebounds and 1.5 assists while connecting on 45.4% of her field goal attempts.
- » In ACC play, the senior has raised her game up as she is averaging a team-high 13.3 points, 3.9 rebounds and is shooting 48.4% from the floor.
- » The senior has recorded a career-high 14 games of 30+ minutes played as she is averaging a career-best 28.0 minutes/game on the season.
- » Over her last six games, Garven has taken her play to another level as she is averaging a team-best 32.2 minutes, 18.7 points and 5.3 rebounds while shooting 52.6% from the floor. She has also led the team in scoring in all six games.
- » She has four games this season with 20+ points including in two straight for the first time in her career. Coming into this season her career-high for points in a game was 18.

WALSH A SERIOUS DEEP THREAT

- » Senior guard **Cassidy Walsh** is enjoying the best season of her career thanks to more playing time in the backcourt for the Panthers. The senior is leading the team with an average of 30.4 minutes/game.
- » Walsh has been the Panthers most consistent performer this season as she is the lone Pitt player to start all 29 games and is averaging a career-best 9.6 points, 3.9 rebounds and 2.1 assists so far this season.
- » She ranks ninth in the ACC with a team-high 58 three-pointers and is shooting 31.7% from deep on the year. The senior has connected on at least one three-pointer in 20 of her last 21 games and two or more triples in 12 of her last 18 games for the Panthers.
- » Last time out, Walsh finished off the win over Wake Forest with seven points, five steals and two rebounds across 28 minutes of action.
- » Walsh has a career-high 14 double-digit scoring games this season including a pair of 20+ point efforts for the first time in her Pitt career.

- » The senior has played 30+ minutes in a career-high 17 games this season including in 11 of the Panthers last 17 games.

WHITNEY RUNNING THE SHOW

- » Junior guard **Jasmine Whitney** has taken the starting point guard spot and ran with it while showing steady growth so far this season.
- » The junior has started 25 straight games at the point and has led the team in assists in 14 of the last 15 games while also boosting her scoring production.
- » Last time out, Whitney had one of her best games of the season as she notched her second career double-double. The junior finished with 19 points, a career-high 12 assists, six rebounds and three steals across a team-high 37 minutes.
- » Whitney is enjoying her best season to date as she is averaging a career-high 9.6 points, a team-high 4.5 assists, 3.5 rebounds and 2.0 steals while connecting on a career-best 23 three-pointers and connecting on 79.1% of her shots from the charity stripe.
- » In ACC play, Whitney has stepped up her distribution of the basketball as she ranks third in the conference averaging 5.3 assists/game across 15 ACC games. The junior has recorded 79 helpers, the third most of any player in the ACC.
- » Whitney is the first Panther since Laine Selwyn (2000-03) to record three straight seasons with 100+ assists. The Panthers have never had a player notch 100+ assists in four straight seasons. She is also the only current ACC players to notched 100+ assists in three straight seasons.
- » The junior has scored 20+ points twice this season including a career-high 23 points in a win at Duquesne earlier this year. She has scored in double figures 12 times on the year.
- » She has led the Panthers in assists 21 times while notching at least four assists in 19 of 29 games on the year. The junior has recorded at least six assists in four of the last six games for Pitt.
- » Whitney has also notched 17 multi-steal games on the year and five games with four or more steals.

BRADLEY DOING IT ALL

- » Senior **Kauai Bradley** has done a little bit of everything this season for the Panthers and she will be asked to do even more down the stretch to help Pitt secure ACC victories.
- » Last time out, Bradley wasn't able to get going offensively as she netted just two points but she was able to dish out three assists, two steals and two boards in the win.
- » On the year, the senior is averaging 27.2 minutes, 5.9 points, 4.9 rebounds, 1.7 steals and 1.6 assists while starting 21 games.
- » Bradley has connected on 26 triples so far this season as she is just five shy of 100 career three-pointers which would put her in 10th place all-time for threes in a career.
- » She has scored in double figures five times on the year while also grabbing 10+ rebounds on two occasions. She has also recorded 14 multi-steal games and seven multi-block games this season for the Panthers.
- » Bradley has played 30+ minutes a career-high 12 times including in seven of the last 12 games for Pitt.

MOVING UP THE THREE-POINT CHARTS

- » A pair of Pitt seniors are looking to enter the top-10 in career three-pointers made down the stretch of the season.
- » **Kauai Bradley** currently has 95 career three-pointers while **Cassidy Walsh** has connected on 94 in her Pitt career.

3PT FG MADE (CAREER)

1. Erin Maloy (1990-94) - 166
2. Taneisha Harrison (2007-11) - 150
3. Fred Potvin (2013-16) - 126
4. Brianna Kiesel (2011-15) - 123
5. Mallorie Winn (2005-08) - 119
6. Shayla Scott (2007-11) - 118
7. Monique Toney (1997-01) - 117
8. Haley Harguth (2001-03) - 114
9. Alecia Balic (1995-99) - 113
10. Alayna Gribble (2016-19) - 96
11. **KAUAI BRADLEY (2015-Pres.) - 95**
12. **CASSIDY WALSH (2015-Pres.) - 94**

>> NOTES

TURNING THEM OVER

- » The Panthers defense prides itself on getting their opponents to turn the ball over and they have done a great job of doing that so far this season.
- » Pitt is forcing an average of 16.4 turnovers/game this season overall but they have turned up the pressure through the first 15 ACC games as they are forcing an average of 16.9 turnovers/game.
- » Overall the Panthers are averaging 8.8 steals/game which ranks seventh in the ACC but through 15 conference games Pitt ranks third in steals/game averaging 9.3 thefts.
- » Pitt has eight players with double figure steal numbers so far this season led by **Jasmine Whitney** who ranks fifth in the ACC with 59 steals while **Kauai Bradley** has notched 50 steals. Whitney also ranks second in conference play averaging 2.5 thefts/game.
- » Last time out, Pitt forced 24 Wake Forest turnovers as they have now forced 10+ turnovers in 20 of their last 22 games overall.
- » Pitt has forced 10+ turnovers 25 times and 20+ turnovers eight times on the year including in two straight games.
- » On the year, Pitt has four games with at least 15 steals including a season-high 18 thefts in the win over New Orleans.

GRIBBLE MEDICALLY DISQUALIFIED

- » Junior sharpshooter **Alayna Gribble** was granted a medical disqualification on Friday, Jan. 18, due to multiple concussions, as announced by head coach Lance White.
- » Gribble will conclude her career appearing in 52 games while accumulating 371 points, 105 rebounds and 96 three-pointers, a mark that ranks 10th in program history.
- » She also tied the school record for three-pointers made in a game (seven) on two occasions.
- » The junior connected on at least one three in 42 of her 52 games while connecting on five or more four times in three seasons.

BUGG OUT INDEFINITELY

- » As announced by head coach **Lance White**, the Panthers leading scorer **Aysia Bugg** will be out indefinitely due to blood clots.
- » Bugg was pacing the Pitt offense through the first five games of the season before being diagnosed with the blood clots. The redshirt senior was averaging a team-high 29.6 minutes, 14.0 points, 3.4 assists and 2.4 rebounds while starting all five games at point and

netting 20+ points two times.

PANTHERS ADD TEXAS TECH TRANSFER

- » On Jan. 4, head coach Lance White announced the addition of Texas Tech transfer center Marcella Lamark dos Santos to the team for the 2019-20 campaign.
- » Lamark dos Santos will be eligible for the second semester of the 2019-20 campaign after not appearing in a game at Texas Tech during the first semester of this season.
- » The Brazil native was a highly recruited transfer from the junior college ranks as she played two seasons at the College of Central Florida where she started all 23 games as a sophomore and averaged 13.1 points, 9.1 rebounds and 2.0 blocks while connecting on 47.1% of her field goal attempts.

>> ON THIS DATE

MARCH 3

1978	vs. Immaculata•	L	71-93
1984	vs. Seton Hall••	L	68-80
1990	vs. Seton Hall•••	W	84-77
1991	vs. Providence••••	L	92-107
1996	vs. Villanova •••••	W	59-57
2007	vs. Cincinnati ••••••	W	76-71
2008	Georgetown	W	70-33
2016	vs. Miami (Fla.) ••••••	L	55-77

- EIAAW Regional Championships
- Big East Tournament (Queens, NY.)
- Big East Tournament (Storrs, Conn.)
- Big East Tournament (Washington, D.C.)
- Big East Tournament (Storrs, Conn.)
- Big East Tournament (Hartford, Conn.)
- ACC Tournament (Greensboro, N.C.)

Notes:

- Pitt is 4-4 all-time when playing on Mar. 3, winning three of its last four games.
- Pitt battled Seton Hall on neutral territory in the Big East Tournament twice on this day. The Panthers were unsuccessful in their first meeting with Seton Hall in 1984, conceding 68-80, but redeemed themselves in 1990 winning 84-77.

>> HIGHS & LOWS

Most First Quarter Points

Pitt	28	vs. North Carolina
Opponent	32	at #2 Notre Dame

Fewest First Quarter Points

Pitt	5	at Georgetown
Opponent	5	vs. UCF

Most Second Quarter Points

Pitt	30	vs. New Orleans
Opponent	28	at #18 Syracuse

Fewest Second Quarter Points

Pitt	2	vs. #25 Miami
Opponent	6	at Northwestern

Most First Half Points

Pitt	53	vs. North Carolina
Opponent	60	at #2 Notre Dame

Fewest First Half Points

Pitt	12	at #4 Louisville
Opponent	18	3x, last at Northwestern

Most Third Quarter Points

Pitt	27	vs. Saint Francis (PA)
Opponent	28	vs. #12 Syracuse

Fewest Third Quarter Points

Pitt	5	at #8 NC State
Opponent	7	vs. Cincinnati

Most Fourth Quarter Points

Pitt	22	at Northwestern
Opponent	26	at #21 Florida State

Fewest Fourth Quarter Points

Pitt	10	vs. #12 Syracuse
Opponent	9	vs. New Orleans

Most Second Half Points

Pitt	46	vs. Saint Francis (PA)
Opponent	44	vs. #12 Syracuse

Fewest Second Half Points

Pitt	18	vs. #12 Syracuse
Opponent	18	vs. Cincinnati

>> GAME FLOW

Opponent	Ties	Lead Changes	Largest Lead	Largest Deficit
UCF	5	8	11	5
NEW ORLEANS	1	2	54	4
YOUNGSTOWN STATE	3	10	6	9
CINCINNATI	5	5	17	4
at Georgetown	1	1	3	30
vs. Wisconsin	4	4	7	15
vs. Arkansas	2	1	15	2
vs. Tennessee State	0	1	25	3
at Northwestern	1	7	8	4
FORDHAM	4	10	7	9
WEST VIRGINIA	0	0	0	36
UNCW	6	7	6	13
SAINT FRANCIS (PA.)	6	8	8	12
at Duquesne	6	6	9	9
at #2 Notre Dame	1	0	0	62
at #8 NC State	0	0	0	31
BOSTON COLLEGE	4	7	7	10
#12 SYRACUSE	3	2	2	36
CLEMSON	4	1	12	9
VIRGINIA	3	0	0	20
at #4 Louisville	1	1	2	33
VIRGINIA TECH	2	0	0	25
at Duke	6	7	7	19
at Georgia Tech	6	6	5	17
#25 MIAMI	1	0	0	20
NORTH CAROLINA	0	0	18	0
at #21 Florida State	0	0	0	32
at #18 Syracuse	0	3	2	30
at Wake Forest	5	9	10	10
#3 LOUISVILLE				

>> SPECIALTY STATS

Opponent	In Paint	Off TO	2nd Chance	Fast Break	Bench
UCF	14	7	6	4	16
NEW ORLEANS	30	46	13	22	47
YOUNGSTOWN STATE	28	13	8	12	23
CINCINNATI	32	12	13	16	22
at Georgetown	14	6	11	2	11
vs. Wisconsin	14	13	7	0	5
vs. Arkansas	42	4	10	2	24
vs. Tennessee State	34	16	11	13	14
at Northwestern	20	14	8	12	12
FORDHAM	28	12	9	2	17
WEST VIRGINIA	22	10	10	5	10
UNCW	28	10	12	4	14
SAINT FRANCIS (PA.)	44	29	13	18	15
at Duquesne	22	12	11	10	17
at #2 Notre Dame	18	13	8	7	14
at #8 NC State	12	5	4	0	8
BOSTON COLLEGE	24	20	8	20	5
#12 SYRACUSE	10	16	4	6	15
CLEMSON	16	12	6	11	6
VIRGINIA	34	10	7	11	4
at #4 Louisville	18	9	8	6	20
VIRGINIA TECH	34	20	4	10	15
at Duke	22	17	7	11	9
at Georgia Tech	18	4	4	3	4
#25 MIAMI	18	12	15	7	12
NORTH CAROLINA	34	10	7	12	10
at #21 Florida State	22	8	6	8	7
at #18 Syracuse	18	12	12	9	15
at Wake Forest	32	19	9	23	12
#3 LOUISVILLE					

>> PANTHERS' LARGEST...

Lead:	54
Deficit:	62
Margin of Victory:	52
Margin of Defeat:	56
Halftime Lead:	32
Halftime Deficit:	46
Deficit in Win:	13
Halftime Deficit in Win:	12
Lead in Loss:	12
Halftime Lead in Loss:	5

>> CHARTING THE PANTHERS

>> PRODUCTION TRACKER

DOUBLE-DOUBLES	14-15	15-16	16-17	17-18	18-19	STRK	TOTAL
Kalista Walters	-	-	1	5	-	-	6
Kauai Bradley	-	-	2	-	-	-	2
Cara Judkins	-	-	-	-	2	-	2
Jasmine Whitney	-	-	1	-	1	1	2
Aysia Bugg	-	1	-	-	-	-	1
Danielle Garven	-	-	-	1	-	-	1

10+ POINTS	14-15	15-16	16-17	17-18	18-19	STRK	TOTAL
Kalista Walters	-	13	9	11	2	-	35
Jasmine Whitney	-	-	8	10	12	3	30
Aysia Bugg	6	10	9	-	3	-	28
Danielle Garven	-	-	-	5	16	7	21
Cassidy Walsh	-	1	1	2	14	-	18
Kauai Bradley	-	1	7	4	5	-	17
Alayna Gribble	-	-	6	7	1	-	14
Kyla Nelson	-	-	-	2	5	-	7
Cara Judkins	-	-	-	-	6	-	6
Pika Rodriguez	-	-	-	4	-	-	4

20+ POINTS	14-15	15-16	16-17	17-18	18-19	STRK	TOTAL
Kalista Walters	-	2	-	3	-	-	5
Danielle Garven	-	-	-	-	4	2	4
Jasmine Whitney	-	-	-	1	2	-	3
Aysia Bugg	-	1	-	-	2	-	3
Alayna Gribble	-	-	1	1	-	-	2
Cassidy Walsh	-	-	-	-	2	-	2

10+ REBOUNDS	14-15	15-16	16-17	17-18	18-19	STRK	TOTAL
Kalista Walters	-	-	1	8	-	-	9
Kauai Bradley	-	-	2	-	2	-	4
Cara Judkins	-	-	-	-	3	1	3
Danielle Garven	-	-	-	2	-	-	2

10+ ASSISTS	14-15	15-16	16-17	17-18	18-19	STRK	TOTAL
Jasmine Whitney	-	-	2	-	1	1	3
Aysia Bugg	-	2	-	-	-	-	2

30+ MINUTES	14-15	15-16	16-17	17-18	18-19	STRK	TOTAL
Aysia Bugg	6	17	17	-	3	-	43
Jasmine Whitney	-	-	9	20	13	4	42
Kalista Walters	-	8	7	16	-	-	32
Kauai Bradley	-	-	9	10	12	-	31
Danielle Garven	-	-	-	5	15	4	20
Cassidy Walsh	-	1	-	-	17	-	18
Alayna Gribble	-	-	3	5	-	-	9
Kyla Nelson	-	-	-	2	-	-	2

40+ MINUTES	14-15	15-16	16-17	17-18	18-19	STRK	TOTAL
Kalista Walters	-	-	-	2	-	-	2
Jasmine Whitney	-	-	-	2	-	-	2
Aysia Bugg	-	1	-	-	-	-	1
Cassidy Walsh	-	-	-	-	1	-	1

LED IN POINTS	14-15	15-16	16-17	17-18	18-19	STRK	TOTAL
Danielle Garven	-	-	-	2	11	6	13
Aysia Bugg	1	5	2	-	3	-	12
Kalista Walters	-	6	2	2	1	-	11
Alayna Gribble	-	-	4	3	-	-	7
Jasmine Whitney	-	-	1	1	5	-	7
Kauai Bradley	-	-	3	2	2	-	7
Cassidy Walsh	-	-	-	-	5	-	5
Pika Rodriguez	-	-	-	2	-	-	2
Cara Judkins	-	-	-	-	2	-	2
Kyla Nelson	-	-	-	-	1	-	1

LED IN REBOUNDS	14-15	15-16	16-17	17-18	18-19	STRK	TOTAL
Kalista Walters	-	2	4	13	4	-	23
Kauai Bradley	-	-	6	2	7	-	15
Cara Judkins	-	-	-	-	10	1	10
Jasmine Whitney	-	-	5	2	2	-	9
Danielle Garven	-	-	-	2	3	-	5
Cassidy Walsh	-	-	-	-	4	-	4
Kyla Nelson	-	-	-	1	1	-	2
Alayna Gribble	-	-	1	-	-	-	1
Jaala Henry	-	-	-	-	1	-	1

LED IN ASSISTS	14-15	15-16	16-17	17-18	18-19	STRK	TOTAL
Jasmine Whitney	-	-	14	18	22	8	54
Aysia Bugg	8	17	14	-	1	-	40
Kauai Bradley	-	-	6	8	2	-	16
Cassidy Walsh	-	4	1	1	5	-	11
Danielle Garven	-	-	-	1	2	-	3
Kyla Nelson	-	-	-	2	-	-	2
Jahsyni Knight	-	-	-	-	2	-	2
Alayna Gribble	-	-	1	-	-	-	1

>> CAREER MILESTONE WATCH

KALISTA WALTERS			
Milestone	Currently	To Go	Date Achieved/Opponent
1,000 points	811	189	--
500 rebounds	496	4	--
150 steals	130	20	--
150 blocks	132	18	--
100 assists	98	2	--
100 games played	120	-	11/29/18 at Northwestern

JASMINE WHITNEY			
Milestone	Currently	To Go	Date Achieved/Opponent
600 points	689	--	1/31/19 vs. Virginia Tech
350 assists	364	--	2/21/19 at #18 Syracuse
300 rebounds	300	--	2/28/19 at Wake Forest
150 steals	156	--	2/21/19 at #18 Syracuse
100 games played	89	11	--

KAUAI BRADLEY			
Milestone	Currently	To Go	Date Achieved/Opponent
500 points	542	-	1/27/19 at #4 Louisville
400 rebounds	425	-	2/7/19 at Georgia Tech
200 assists	214	-	2/7/19 at Georgia Tech
200 steals	169	31	--
100 three-pointers made	95	5	--
100 games played	116	-	12/21/18 vs. Saint Francis (PA)

CASSIDY WALSH			
Milestone	Currently	To Go	Date Achieved/Opponent
400 points	453	-	2/7/19 at Georgia Tech
200 rebounds	193	7	--
150 assists	140	10	--
100 three-pointers made	94	6	--
100 games played	106	--	2/3/19 at Duke

DANIELLE GARVEN			
Milestone	Currently	To Go	Date Achieved/Opponent
500 points	504	--	2/28/19 at Wake Forest
200 rebounds	218	-	2/10/19 vs. #25 Miami
100 assists	65	35	--
50 steals	42	8	--
50 blocks	29	21	--

KYLA NELSON			
Milestone	Currently	To Go	Date Achieved/Opponent
300 points	300	--	2/28/19 at Wake Forest
100 rebounds	107	-	2/10/19 vs. #25 Miami
100 assists	76	24	--
100 three-pointers made	69	31	--

CARA JUDKINS			
Milestone	Currently	To Go	Date Achieved/Opponent
200 points	197	3	--
200 rebounds	185	15	--
50 blocks	35	15	--

>> CAREER STARTS AT PITT

	PLAYER	YEAR	14-15	15-16	16-17	17-18	18-19	TOTAL	STREAK	GAMES
32	Kalista Walters	Sr.	-	19	8	30	3	60	-	120
14	Kauai Bradley	Sr.	-	-	27	20	19	66	16	116
4	Cassidy Walsh	Sr.	-	-	-	-	29	29	29	106
2	Aysia Bugg	R-Sr.	29	31	27	-	5	92	-	97
3	Jasmine Whitney	Jr.	-	-	17	30	26	73	26	89
13	Kyla Nelson	So	-	-	-	9	8	17	1	55
1	Danielle Garven	Sr.	-	-	-	17	28	45	25	52
23	Alayna Gribble	Jr.	-	-	1	14	-	15	-	50
22	Jaala Henry	So.	-	-	-	-	1	1	-	49
11	Cara Judkins	So.	-	-	-	-	24	24	-	43
00	Jahsyni Knight	Fr.	-	-	-	-	-	-	-	25
10	Ismini Prapa	Fr.	-	-	-	-	-	-	-	19

>> POINT DIFFERENTIAL

MARGIN	1	2	3	4	5	6	7	8	9	10	11	12	13	14	15	16-20	20-29	30-39	40-49	50+
WINS	-	-	3	1	-	1	1	1	-	-	-	-	1	-	-	1	1	-	-	1
LOSSES	-	-	1	1	-	1	-	-	1	-	-	1	-	1	1	3	4	3	-	1

>> THE LAST TIME IT HAPPENED...

TEAM

Played a ranked team:	2/21/19 at No. 18 Syracuse (L, 90-63)
Beat a ranked team:	3/21/15 vs. No. 17 Chattanooga (51-40)
Played a top-10 team:	1/27/19 at No. 4 Louisville (L, 70-42)
Beat a top-10 team:	1/8/15 vs. No. 8/6 North Carolina (84-59)
Played a top-5 team:	1/27/19 at No. 4 Louisville (L, 70-42)
Beat a top-5 team:	Never
Won an overtime game:	12/21/18 vs. Saint Francis (PA) (78-75 OT)
Lost an overtime game:	1/10/16 vs. NC State (78-76 3OT)
Played two or more overtimes:	1/10/16 vs. NC State (78-76 3OT)
Played three overtimes:	1/10/16 vs. NC State (78-76 3OT)
Played four overtimes:	Never
Won an ACC home game:	2/14/19 vs. North Carolina (91-78)
Won an ACC road game:	2/28/19 at Wake Forest (70-64)
Won an ACC Tournament game:	3/2/16 vs. North Carolina (82-72 OT)
Won a non-conference road game:	12/29/18 at Duquesne (66-58)
Won a non-conference neutral site game:	11/25/18 vs. Tennessee State (78-56)
Lost an ACC home game:	2/10/19 vs. No. 25 Miami (65-51)
Lost a non-conference home game:	12/8/18 vs. West Virginia (77-43)
Scored 100+ points:	12/29/02 vs. Norfolk State (W, 104-78)
Scored 100+ points in regulation:	12/29/02 vs. Norfolk State (W, 104-78)
Allowed 100+ points:	1/3/19 at No. 2 Notre Dame (L, 100-44)
Scored 90+ points:	2/14/19 vs. North Carolina (W, 91-78)
Allowed 90+ points:	1/3/19 at No. 2 Notre Dame (L, 100-44)
Scored 80+ points:	2/14/19 vs. North Carolina (W, 91-78)
Scored 50 points or fewer:	2/17/19 at No. 21 Florida State (L, 78-46)
Allowed 50 points or fewer:	11/29/18 at Northwestern (W, 52-49)
Scored 40 points or fewer:	1/10/19 at No. 8 NC State (L, 63-34)
Allowed 40 points or fewer:	11/9/18 vs. New Orleans (W, 90-38)
Made 10+ 3-pointers:	2/14/19 vs. North Carolina (11)
Allowed 10+ 3-pointers:	2/21/19 at No. 18 Syracuse (11)
Made 20+ free throws:	11/19/17 vs. Towson (24)
Opponent made 20+ free throws:	1/24/19 vs. Virginia (21)
Shot 60 percent from the field:	12/29/12 at Buffalo (.603)
Opponent shot 60 percent from the field:	3/3/16 vs. Miami (.600)
Shot 50 percent from the field:	2/14/19 vs. North Carolina (.590)
Opponent shot 50 percent from field:	1/3/19 at No. 2 Notre Dame (.523)
Shot less than 30 percent:	2/10/19 vs. No. 25 Miami (.267)
Shot less than 20 percent:	2/28/16 at Louisville (.192)
Shot 60 percent from 3-point range:	2/28/19 at Wake Forest (.667)
Shot 50 percent from 3-point range:	2/28/19 at Wake Forest (.667)
Opponent shot 50 percent from 3-point range:	11/16/17 vs. Duquesne (.571)
Shot 100 percent from the free throw line:	11/21/17 at Cincinnati (7-7)
Shot 90 percent from the free throw line:	11/21/17 at Cincinnati (1.000)
Had 50+ rebounds:	3/2/16 vs. North Carolina (52)
Allowed 50+ rebounds:	2/21/19 at No. 18 Syracuse (53)
Had 25+ assists:	11/9/18 vs. New Orleans (28)
Had 30+ assists:	11/23/16 vs. Slippery Rock (32)
Had five or fewer turnovers:	11/21/16 vs. Loyola Maryland (5)
Had 25+ turnovers:	12/21/18 vs. Saint Francis (PA) (25)
Forced 25+ turnovers:	2/21/19 at No. 18 Syracuse (25)
Had 10+ blocks:	12/9/17 vs. UNCW (12)
Had 15+ steals:	2/28/19 at Wake Forest (17)
Allowed 15+ steals:	1/14/16 at Syracuse (20)

INDIVIDUAL

40+ points:	12/21/08, Shavonte Zellous vs. Florida (42)
30+ points:	2/16/17, Brenna Wise vs. Virginia Tech (31)
20+ points:	2/28/19, Danielle Garven at Wake Forest (21)
Two Panthers 20+ points:	2/14/19 vs. North Carolina
	Danielle Garven (27), Cassidy Walsh (22)
Five+ Panthers 10+ points:	11/25/17 vs. Arkansas State (6)
	Yacine Diop (16), Kauai Bradley (13), Cassidy Walsh (12), Alayna Gribble (11), Pika Rodriguez (11), Kalista Walters (10)
Double-Double:	2/28/19, Jasmine Whitney
	19 points, 12 assists
Double-Double (pts/assists):	2/28/19, Jasmine Whitney at Wake Forest
	19 points, 12 assists
Two Panthers with double-doubles:	12/9/17 vs. UNCW
	Yacine Diop (22 pts, 10 rebs), Kalista Walters (12 pts, 11 rebs)
Three Panthers with double-doubles:	3/2/16 vs. North Carolina
	Brenna Wise (25P, 10R), Stasha Carey (15P, 10R), Yacine Diop (14P, 12R)
Triple-Double:	2/9/02, Laine Selwyn vs. St. John's
	12 points, 11 rebounds, 10 assists
Opponent double-double:	2/28/19 at Wake Forest
	Ivana Raca (20 points, 11 rebounds)
Opponent triple-double:	2/3/19, Haley Gorecki, Duke
	16 points, 10 rebounds, 10 assists
Opponent 40+ points:	12/9/95, Nadine Malcom, Providence (40)
Opponent 30+ points:	2/22/18, Chelsea Nelson, No. 21/22 NC State (30)
Opponent 20+ points:	2/28/19, Ivana Raca / Glna Conti, Wake Forest (20)
15+ rebounds:	1/28/18, Yacine Diop vs. No. 18/18 Duke (15)
Opponent 15+ rebounds:	1/31/19, Regan Magarity, Virginia Tech (17)
10+ assists:	2/28/19, Jasmine Whitney at Wake Forest (12)
Opponent 10+ assists:	2/21/19, Tiana Mangakahia, #18 Syracuse (12)
Seven or more blocks:	1/18/15, Monica Wignot at Georgia Tech (9)
Six or more blocks:	12/9/17, Yacine Diop vs. UNCW (6)
Opponent six or more blocks:	12/29/18, Kadri-Ann Lass, Duquesne (6)
Five or more steals:	2/28/19, Cassidy Walsh at Wake Forest (5)
Two players with five or more steals:	1/13/19, Jasmine Whitney (6), Kauai Bradley (5)
Opponent five or more steals:	11/29/18, Pallas Kunaivi-Akpanah, at Northwestern (5)

>> PLAYER SEASON & CAREER HIGHS

2018-19	CAREER
0 - Jahsyni Knight	
Pts 6, 2x; last vs. North Carolina	Same
Rebs 4, 2x, last vs. West Virginia (12/8/18)	Same
Asts 5 at #4 Louisville (1/27/19)	Same
Blks -	-
Stls 4 at Northwestern (11/29/18)	Same
Mins 25 vs. #12 Syracuse (1/17/19)	Same

1 - Danielle Garven	
Pts 27 vs. North Carolina (2/14/19)	Same
Rebs 9 vs. Saint Francis (PA) (12/21/18) 10, 2x; last vs. PSU (12/17/17)	
Asts 5 vs. Virginia (1/24/19) 6 vs. Chicago State (12/31/17)	
Blks 3 vs. Clemson (1/20/19) 4 vs. Towson (11/19/17)	
Stls 4 at Wake Forest (2/28/19)	Same
Mins 34, 3x; last at Wake Forest (2/28/19) 39 vs. PSU (12/17/17)	

2 - Aysia Bugg	
Pts 23 vs. Cincinnati (11/16/18)	Same
Rebs 4 vs. UCF (11/7/18) 7, 2x; last vs. VT (2/16/17)	
Asts 8 vs. New Orleans (11/9/18) 10, 2x; last vs. North Carolina (2/18/16)	
Blks - 2, 3x; last at #6/6 Notre Dame (1/12/17)	
Stls 1 vs. Cincinnati (11/16/18) 5 at Saint Francis (Pa.) (11/16/15)	
Mins 37 vs. YSU (11/13/18) 39 vs. NC State (1/10/16)	

3 - Jasmine Whitney	
Pts 23 at Duquesne (12/29/18)	Same
Rebs 7, 2x, last vs. UNCW (12/18/18) 9 vs. Cornell (11/26/16)	
Asts 12 at Wake Forest (2/28/19) 12 at Wake Forest (2/28/19)	
Blks 2 at #4 Louisville (1/27/19) 2, 5x; last at #4 Louisville (1/27/19)	
Stls 6 vs. Boston College (1/13/19)	Same
Mins 37, 2x; last at Wake Forest (2/28/19) 40, 2x; last vs. #2/2 Louisville (1/18/18)	

4 - Cassidy Walsh	
Pts 22 vs. North Carolina (2/14/19)	Same
Rebs 8, 2x, last vs. Virginia (1/24/19)	Same
Asts 5 vs. New Orleans (11/9/18) 5, 2x; last Same	
Blks 1, 3x, last vs. North Carolina (2/14/19) 1, 5x; last vs. North Carolina (2/14/19)	
Stls 6 vs. Clemson (1/20/19)	Same
Mins 40 vs. Saint Francis (PA) (12/21/18)	Same

10 - Ismini Prapa	
Pts 3, 4x; last at Wake Forest (2/28/19)	Same
Rebs 2, 2x; last at #4 Louisville (1/27/19)	Same
Asts 2 vs. New Orleans (11/9/18)	Same
Blks 1 vs. New Orleans (11/9/18)	Same
Stls 2 vs. Virginia Tech (1/31/19)	Same
Mins 24 at #4 Louisville (1/27/19)	Same

11 - Cara Judkins	
Pts 18 vs. Virginia (1/24/19)	Same
Rebs 13 vs. Cincinnati (11/16/18)	Same
Asts 1, 7x; last at Duquesne (12/29/18) 2 vs. #2/2 Louisville (1/18/18)	
Blks 3, 3x; last vs. Virginia Tech (1/31/19) 3, 4x, last vs. Virginia Tech (1/31/19)	
Stls 2 at Georgetown (11/19/18)	Same
Mins 28 at Georgia Tech (2/7/19) 28, 2x; last at Georgia Tech (2/7/19)	

2018-19	CAREER
12 - Tehya Lyons	
Pts -	-
Rebs -	-
Asts -	-
Blks -	-
Stls -	-
Mins -	-

13 - Kyla Nelson	
Pts 12, 2x; last at #4 Louisville (1/27/19) 14 at #10/11 WVU (12/7/17)	
Rebs 6, 2x; last at Duquesne (12/29/18) 6, 2x; last same	
Asts 3, 3x; last at #18 Syracuse (2/21/19) 6 vs. Arkansas State (11/25/17)	
Blks 1, 3x; last vs. Virginia (1/20/19) 1, 5x; last vs. Virginia (1/20/19)	
Stls 2, 2x; last at Northwestern (11/29/18) 3, 2x; last at Clemson (2/1/18)	
Mins 29 vs. Arkansas (11/24/18) 36 vs. Georgia Tech (1/14/18)	

14 - Kauai Bradley	
Pts 17 vs. Clemson (1/20/19) 17, 2x; last vs. Clemson (1/20/19)	
Rebs 13 at Northwestern (11/29/18) Same	
Asts 5, 2x; last vs. North Carolina (2/14/19) 7, 2x; last vs. Chicago St. (12/31/17)	
Blks 3, 2x, last vs. Saint Francis (PA) (12/21/18) 4 vs. YSU (11/14/16)	
Stls 5, 2x, last vs. Boston College (1/13/19) 6 at #10/11 WVU (12/7/17)	
Mins 39 vs. Clemson (1/20/19) 2x; last vs. Clemson (1/20/19)	

20 - Pika Rodriguez	
Pts -	17 at Virginia (12/28/17)
Rebs -	2, 2x; last vs. Bucknell (12/20/17)
Asts -	2 vs. Arkansas State (11/25/17)
Blks -	-
Stls -	1, 5x; last at Miami (2/15/18)
Mins -	27 at Syracuse (1/21/18)

22 - Jaala Henry	
Pts 5, 2x, last vs. Saint Francis (PA) (12/21/18) 2x, last Same	
Rebs 9 at #4 Louisville (1/27/19) Same	
Asts 1, 3x; last vs. North Carolina (2/14/19) 1, 6x; last Same	
Blks 3 vs. #25 Miami (2/10/19) 3 vs. #25 Miami (2/10/19)	
Stls 2 at #4 Louisville (1/27/19) 2, 3x; last Same	
Mins 21 at #4 Louisville (1/27/19) 22, 2x; last vs. Wake Forest (2/28/18)	

23 - Alayna Gribble	
Pts 17 vs. New Orleans (11/9/18) 29 vs. Georgia Tech (1/14/18)	
Rebs 6 vs. Cincinnati (11/16/18) 6, 2x; last same	
Asts 2 vs. New Orleans (11/9/18) 4 vs. Syracuse (2/19/18)	
Blks 1 vs. New Orleans (11/9/18) 2, 2x; last vs. Duquesne (11/16/17)	
Stls 1, 2x; last vs. YSU (11/13/18) 2 vs. #2/2 Louisville (1/18/18)	
Mins 16 vs. New Orleans (11/9/18) 35, 2x; last at Wake Forest (2/5/17)	

32 - Kalista Walters	
Pts 13 vs. Arkansas (11/24/18) 26 vs. Saint Francis (Pa.) (11/16/15)	
Rebs 9, 2x; last at #2 Notre Dame (1/3/19) 16 vs. YSU (11/10/17)	
Asts 5 vs. Tennessee State (11/25/18) same	
Blks 3 vs. Fordham (12/5/18) 5, 2x; last at Syracuse (1/21/18)	
Stls 4 vs. New Orleans (11/9/18) 5 vs. #10/11 Florida State (2/4/18)	
Mins 27 vs. YSU (11/13/18) 40, 2x; last at Virginia (12/28/17)	



LANCE WHITE <<

HEAD COACH | FIRST SEASON
TEXAS TECH, '96, '98

HOMETOWN: Spur, Texas

EDUCATION: Texas Tech '96 - B.S. in exercise and sport science; Texas Tech '98 - M.S. in sports administration

FAMILY: Wife - Melanie, two children - Quentin and Vivian

MAJOR ACCOLADES:

- Women's Basketball Coaches Association (WBCA) National Assistant Coach of the Year (2017)

CAREER HIGHLIGHTS:

- Reached at least NCAA Tournament second round in 20 of the last 22 seasons
- Five NCAA Elite Eight appearances
- Five NCAA Sweet 16 appearances
- Back-to-back ACC Regular Season Co-Championships (2009, 2010)
- Back-to-back Big 12 Tournament Championships (1998, 1999)
- Three consecutive Big 12 Regular Season Championships (1998, 1999, 2000)
- At Florida State: 10 WNBA Draft picks, 37 All-ACC awards, Eight ACC All-Defensive awards

WHAT THEY'RE SAYING

Sue Semrau, Florida State head women's basketball coach (1997-present)

- "Lance has played an integral part in building our program to this point. He is not only a great teacher, but also a strong connector. Pittsburgh is getting a tremendous person who cares deeply about his own family in addition to his basketball family. It has been 15 amazing years coaching with Lance, and we wish him nothing but the best."

Marsha Sharp, Texas Tech head women's basketball coach (1982-2006)

- "I think this is a win-win for the University of Pittsburgh and also for Lance. I think he is going to bring an incredible amount of energy and a great work ethic to his job every single day. He is a person who connects people and makes them feel like they're a part of his programs. I'm so excited for him and his family for this opportunity. I told him that he had been preparing his entire career for this day and how excited I am for him that it's here and what a great job I know he's going to do. I have great confidence in him."

Lance White was introduced as the ninth head coach of Pitt women's basketball in program history on Thursday, April 19, 2018.

White comes to Pitt after spending the past 15 years at Florida State, where he helped the Seminoles to a 350-145 (.707) record, including 12 seasons with 20 or more wins.

During his final season at Florida State (2017-18), the Seminoles posted 25 or more wins for the fourth consecutive season, finishing with a 26-7 overall record and averaged the second-most points in a season in program history with 81.0 points per game. It was just the second time FSU averaged 80 or more points per game in a season. The team ranked in the Top 20 nationally in field goal percentage (20th), offensive rebounds per game (16th), rebound margin (sixth), rebounds per game (11th), scoring margin (10th) and scoring offense (13th). The Seminoles led the ACC in rebounding offense (42.8), rebounding margin (+10.0) and offensive rebounding percentage (41.4 percent).

During his time at FSU, 10 players were selected in the WNBA Draft, eight earned ACC All-Defensive team honors and 37 earned all-conference awards. He helped the Florida State reach the NCAA Tournament in 13 of the past 14 years, while the team won at least one NCAA Tournament game in its past 15 appearances.

For his standout coaching efforts during the 2016-17 season, White was named the Women's Basketball Coaches Association (WBCA) National Assistant Coach of the Year.

During his time in Tallahassee, White helped FSU reach new levels of success and brought an infectious energy to the program. He directed the Seminole defense and offense during his tenure in addition to being one of the country's top recruiters.

Florida State captured back-to-back regular season ACC co-titles in 2010 and 2011, and advanced to the 2010 NCAA Tournament Elite Eight. After serving as assistant coach for the first nine seasons in Tallahassee, White was promoted to associate head coach prior to the 2012-13 campaign.

Prior to Florida State, White spent 11 seasons at Texas Tech, including five years as an assistant coach with the Lady Raiders' top-10 program under legendary head coach Marsha Sharp. With White on staff, Texas Tech won three Big 12 championships and advanced to seven consecutive NCAA Tournaments, including five Sweet 16 and two Elite Eight appearances. He was a student assistant on Tech's 1993 national championship team and a graduate assistant coach for two seasons before being elevated to a full-time coach in 1998.

While in Lubbock, White worked with some of the best players the game has ever seen, including National Player of the Year and three-time WNBA MVP Sheryl Swoopes as well as Plenette Pierson, who was named 2007 WNBA Sixth Woman of the Year.

A 1996 graduate of Texas Tech, White earned his bachelor's degree in exercise and sports science. He went on to receive a master's degree in sports administration in August 1998. He attended Lubbock Christian University for three semesters before transferring to Texas Tech in January 1993.

As a high school athlete in Spur, he was a three-time All-District selection, two-time All-Region, and two-time third team all-state choice in basketball. His high school basketball and football teams advanced to the regional round both his junior and senior years. In addition to his football and basketball accolades, he was listed in the Spalding Top 100 tennis players in 1991.

He is married to the former Melanie Smith. The Whites are the proud parents of Quentin and Vivian.



JAHSYNI KNIGHT <<

0 | GUARD | 5-7 | FRESHMAN

PERTH AMBOY, N.J. | RUTGERS PREP

NOTES

- Has played in 25 of the last 26 games for the Panthers
- Played double digit minutes in 18 of the last 24 games for Pitt
- Tied a career-high with six points, four assists and three rebounds in the win over North Carolina (2/14/19)
- Recorded a career-high five assists and two steals at #4 Louisville (1/27/19)
- **Last appearance:** Came off the bench at Wake Forest - 6 mins, 1 stl

BIO HIGHLIGHTS

HIGH SCHOOL:

Led Rutgers Preparatory to two consecutive NJSIAA State Championships, two Non-Public B Sectional titles and three consecutive Somerset County Championships ... Ranked 84th overall by ESPN and 78th overall by Bluestar Basketball ... Named a Smith & Smith Preseason All-America honorable mention, a two-time Courier News All-Area first team member and a Non-Public B All-State honoree.

PERSONAL:

Born Feb. 28, 1999.

2017-18 SEASON HIGHS

- **PTS:** 6, 2x; last vs. North Carolina, 2/14/19
- **REBS:** 4, vs. Tennessee State, 11/25/18
- **FGM:** 3, vs. Arkansas, 11/24/18
- **3FGM:** -
- **FTM:** 4 vs. North Carolina, 2/14/19
- **ASSTS:** 5, at #4 Louisville, 1/27/19
- **BLKS:** -
- **STLS:** 4, at Northwestern, 11/29/18
- **MINS:** 25 vs. #12 Syracuse, 1/17/19

CAREER HIGHS

- **PTS:** 6, 2x; last vs. North Carolina, 2/14/19
- **REBS:** 4, vs. Tennessee State, 11/25/18
- **FGM:** 3, vs. Arkansas, 11/24/18
- **3FGM:** -
- **FTM:** 4 vs. North Carolina, 2/14/19
- **ASSTS:** 5, at #4 Louisville, 1/27/19
- **BLKS:** -
- **STLS:** 4, at Northwestern, 11/29/18
- **MINS:** 25 vs. #12 Syracuse, 1/17/19

2018-19 SEASON

PRODUCTION TRACKER

CAREER

-10+ POINTS.....	-
420+ MINUTES.....	4
-LED PITT IN REBOUNDS.....	-
1LED PITT IN ASSISTS.....	1

2018-19 GAME-BY-GAME STATS

Opponent	Date	gs	min	Total		3-Pointers		Free throws		Rebounds				pf	a	t/o	blk	stl	pts	avg
				fg-fga	pct	3fg-fga	pct	ft-fa	pct	off	def	tot	avg							
UCF	11/7/18	dnp	-	-	-	-	-	-	-	-	-	-	-	-	-	-	-	-	-	-
NEW ORLEANS	11/9/18	dnp	-	-	-	-	-	-	-	-	-	-	-	-	-	-	-	-	-	-
YOUNGSTOWN STATE	11/13/18	dnp	-	-	-	-	-	-	-	-	-	-	-	-	-	-	-	-	-	-
CINCINNATI	11/16/18	1	0-0	.000	0-0	.000	0-0	.000	0	0	0	0.0	0	0	0	0	0	0	0	0.0
at Georgetown	11/19/18	2	0-2	.000	0-0	.000	0-0	.000	0	0	0	0.0	1	0	0	0	0	0	0	0.0
vs Wisconsin	11/23/18	11	1-1	1.000	0-0	.000	2-4	.500	0	0	0	0.0	1	0	1	0	1	4	1.3	
vs Arkansas	11/24/18	13	3-6	.500	0-0	.000	0-0	.000	0	2	2	0.5	0	1	0	0	2	6	2.5	
vs Tennessee State	11/25/18	18	1-5	.200	0-2	.000	1-4	.250	1	3	4	1.2	2	3	3	0	0	3	2.6	
at Northwestern	11/29/18	16	1-4	.250	0-0	.000	1-1	1.000	0	2	2	1.3	1	2	3	0	4	3	2.7	
FORDHAM	12/5/18	11	0-1	.000	0-0	.000	0-0	.000	0	0	0	1.1	0	0	1	0	0	0	2.3	
WEST VIRGINIA	12/8/18	20	2-5	.400	0-0	.000	0-2	.000	3	1	4	1.5	1	1	2	0	0	4	2.5	
UNCW	12/18/18	17	0-3	.000	0-0	.000	1-2	.500	0	1	1	1.4	3	1	2	0	2	1	2.3	
SAINT FRANCIS (PA)	12/21/18	16	0-4	.000	0-0	.000	0-0	.000	1	0	1	1.4	4	3	1	0	3	0	2.1	
at Duquesne	12/29/18	13	0-2	.000	0-0	.000	1-2	.500	0	1	1	1.4	1	0	1	0	0	1	2.0	
at Notre Dame	01/03/19	14	1-1	1.000	0-0	.000	0-0	.000	1	0	1	1.3	2	1	3	0	1	2	2.0	
at #8 NC State	01/10/19	16	0-2	.000	0-0	.000	0-2	.000	0	1	1	1.3	2	0	1	0	0	0	1.8	
BOSTON COLLEGE	1/13/19	8	0-1	.000	0-0	.000	0-0	.000	0	1	1	1.3	1	1	2	0	1	0	1.7	
SYRACUSE	1/17/19	25	1-4	.250	0-0	.000	1-4	.250	0	1	1	1.3	3	2	4	0	2	3	1.8	
CLEMSON	1/20/19	5	0-0	.000	0-0	.000	0-0	.000	1	0	1	1.3	0	0	1	0	0	0	1.7	
VIRGINIA	1/24/19	22	0-4	.000	0-0	.000	1-2	.500	0	2	2	1.3	4	1	4	0	0	1	1.6	
at Louisville	01/27/19	16	1-2	.500	0-0	.000	1-2	.500	0	0	0	1.2	1	5	2	0	2	3	1.7	
VIRGINIA TECH	1/31/19	8	0-2	.000	0-0	.000	0-0	.000	0	0	0	1.2	0	2	0	0	1	0	1.6	
at Duke	2-3-19	dnp	-	-	-	-	-	-	-	-	-	-	-	-	-	-	-	-	-	-
at Georgia Tech	02/07/19	18	1-2	.500	0-0	.000	0-0	.000	0	0	0	1.1	1	2	3	0	0	2	1.7	
MIAMI	02/10/19	16	1-4	.250	0-0	.000	2-2	1.000	1	1	2	1.1	2	1	1	0	0	4	1.8	
NORTH CAROLINA	2/14/19	11	1-1	1.000	0-0	.000	4-4	1.000	0	3	3	1.2	2	4	2	0	0	6	2.0	
at Florida State	02/17/19	20	1-2	.500	0-1	.000	3-4	.750	0	0	0	1.2	1	3	4	0	0	5	2.1	
at Syracuse	02/21/19	14	0-0	.000	0-0	.000	2-4	.500	0	0	0	1.1	4	2	3	0	1	2	2.1	
at Wake Forest	02/28/19	6	0-0	.000	0-0	.000	0-0	.000	0	0	0	1.1	3	0	0	0	1	0	2.0	
Totals		0	337	15-58	.259	0-3	.000	20-39	.513	8	19	27	1.1	40	35	44	0	21	50	2.0

Games played: 25
Minutes/game: 13.5
Points/game: 2.0
FG Pct: .259
3FG Pct: 0.0
FT Pct: .513

Rebounds/game: 1.1
Assists/game: 1.4
Turnovers/game: 1.8
Assist/turnover ratio: 0.8
Steals/game: 0.8

CAREER STATS

2018-19																				
			Total		3-Point		F-Throws		Rebounds										Scoring	
Season	gp-gs	min/avg	fg-fga	pct	fg-fga	pct	ft-fa	pct	off	def	tot	avg	pf	fo	ast	to	blk	stl	pts	avg
2018-19	25-0	337/13.5	15-58	.259	0-3	.000	20-39	.513	8	19	27	1.1	40	0	35	44	0	21	50	2.0
TOTAL	25-0	337/13.5	15-58	.259	0-3	.000	20-39	.513	8	19	27	1.1	40	0	35	44	0	21	50	2.0



DANIELLE GARVEN <<

1 | FORWARD | 6-1 | SENIOR

TORONTO, ONTARIO | CHIPOLA COLLEGE

BIO HIGHLIGHTS

AS A JUNIOR (2017-18):

Started first 15 games of the season before suffering a concussion against Wake Forest (Jan. 4) and missing the next five games ... Returned to action against No. 5/5 Notre Dame (Jan. 25) ... Scored a season-high 18 points in her first game as a Panther vs. Youngstown State (Nov. 10) ... Posted a double-double against Penn State (Dec. 17) with 12 points and 10 rebounds ... Five double-figure scoring outings.

AT CHIPOLA COLLEGE (2016-17):

NJCAA All-America Honorable Mention ... Averaged 13.7 points and 7.5 rebounds per game ... Scored in double figures in 27 games, with four outings of 20 points or more ... Helped the Indians reach the NJCAA Elite Eight, leading the squad with 19 points and eight rebounds in a 65-60 loss to national runner-up Trinity Valley in Lubbock, Texas ... Earned NJCAA All-Tournament Team honors ... Chipola finished the season at 28-5.

AT MINNESOTA (2015-16):

Appeared in nine games for the Gophers ... grabbed three rebounds in collegiate debut against Wofford (Nov. 13) ... Scored four points and pulled down a rebound against NJIT (Dec. 28) ... Had three points against Nebraska (Feb. 11)

TEAM CANADA:

Played for her age-level Canadian National Team 2013-2015 ... Participated in the 2015 FIBA U19 World Championship in Russia ... Played for the sixth-place Canadian team at the 2014 FIBA U17 World Championships in the Czech Republic ... Helped her national team win silver at the 2013 FIBA Americas U16 Championships in Mexico.

HIGH SCHOOL:

A 2015 graduate of St. John Paul II Catholic Secondary School.

PERSONAL:

Born Feb. 27, 1997 ... Daughter of Devon Garven and Janice Grant ... Has an older brother, Craig Hanson ... Cousin Tristan Thompson played basketball at Texas and is currently with the Cleveland Cavaliers.

NOTES

- 16 double-figure scoring outings this season
- Went off for a career-high 27 points, seven rebounds and two assists in the win over North Carolina (2/14/19)
- Notched a team-best 23 points, three rebounds and two steals on 10-for-16 shooting at #18 Syracuse (2/21/19)
- Leads the team averaging a career-best 11.8 points/game on the year
- **Last appearance:** started at Wake Forest - 34 mins, 21 pts, 5 rebs, 4 stls, 1 asst

2018-19 SEASON HIGHS

- **PTS:** 27 vs. North Carolina, 2/14/19
- **REBS:** 9 vs. Saint Francis (PA), 12/21/18
- **FGM:** 13 vs. North Carolina, 2/14/19
- **3FGM:** -
- **FTM:** 7 vs. Wisconsin, 11/23/18
- **ASSTS:** 5 vs. Virginia, 1/24/19
- **BLKS:** 3 vs. Clemson, 1/20/19
- **STLS:** 4 at Wake Forest, 2/28/19
- **MINS:** 34, 4x; last at Wake Forest, 2/28/19

CAREER HIGHS

- **PTS:** 27 vs. North Carolina, 2/14/19
- **REBS:** 10, 2x, last vs. Penn State, 12/17/17
- **FGM:** 13 vs. North Carolina, 2/14/19
- **3FGM:** 1 vs. Youngstown State, 11/10/17
- **FTM:** 7 vs. Wisconsin, 11/23/18
- **ASSTS:** 6 vs. Chicago State, 12/31/17
- **BLKS:** 4 vs. Towson, 11/19/17
- **STLS:** 4 at Wake Forest, 2/28/19
- **MINS:** 39 vs. Penn State, 12/17/17

2018-19 SEASON

PRODUCTION TRACKER

CAREER

2018-19 SEASON	PRODUCTION TRACKER	CAREER
-	DOUBLE-DOUBLES	1
16	10+ POINTS	21
-	10+ REBOUNDS	2
11	LED PITT IN POINTS	13

2018-19 GAME-BY-GAME STATS

Opponent	Date	gs	min	fg-fga	pct	3fg-fga	pct	ft-fga	pct	off	def	tot	avg	pf	a	t/o	blk	stl	pts	avg	
UCF	11/7/18	*	20	1-5	.200	0-0	.000	2-2	1.000	1	1	2	2.0	5	0	4	0	0	4	4.0	
NEW ORLEANS	11/9/18	*	25	7-11	.636	0-0	.000	1-2	.500	4	4	8	5.0	1	2	4	0	2	15	9.5	
YOUNGSTOWN STATE	11/13/18	*	17	0-4	.000	0-0	.000	0-0	.000	0	0	0	3.3	2	2	2	0	0	0	6.3	
CINCINNATI	11/16/18	*	19	4-9	.444	0-0	.000	5-7	.714	2	4	6	4.0	4	0	4	0	1	13	8.0	
at Georgetown	11/19/18	*	26	2-9	.222	0-0	.000	0-0	.000	3	5	8	4.8	4	0	1	1	0	4	7.2	
vs Wisconsin	11/23/18	*	34	4-10	.400	0-1	.000	7-10	.700	2	3	5	4.8	2	2	4	0	1	15	8.5	
vs Arkansas	11/24/18	*	30	4-9	.444	0-0	.000	4-4	1.000	1	3	4	4.7	3	4	6	0	0	12	9.0	
vs Tennessee State	11/25/18	*	22	7-11	.636	0-0	.000	3-4	.750	0	2	2	4.4	0	1	3	1	0	17	10.0	
at Northwestern	11/29/18	*	30	2-9	.222	0-0	.000	1-2	.500	2	3	5	4.4	0	3	2	0	1	5	9.4	
FORDHAM	12/5/18	*	32	8-13	.615	0-0	.000	0-0	.000	0	5	5	4.5	2	2	3	1	0	16	10.1	
WEST VIRGINIA	12/8/18	*	26	3-11	.273	0-0	.000	2-2	1.000	0	3	3	4.4	2	1	1	0	3	8	9.9	
UNCW	12/18/18	*	32	2-6	.333	0-0	.000	3-4	.750	2	1	3	4.3	1	3	2	0	0	7	9.7	
SAINT FRANCIS (PA)	12/21/18	*	33	9-19	.474	0-0	.000	2-2	1.000	3	6	9	4.6	3	3	3	2	1	20	10.5	
at Duquesne	12/29/18	*	26	3-9	.333	0-0	.000	1-2	.500	1	4	5	4.6	2	2	4	0	0	7	10.2	
at Notre Dame	01/03/19	*	26	3-10	.300	0-0	.000	1-1	1.000	3	1	4	4.6	3	2	5	0	0	7	10.0	
at #8 NC State	01/10/19	*	24	1-7	.143	0-0	.000	0-0	.000	1	0	1	4.4	1	0	0	0	1	2	9.5	
BOSTON COLLEGE	1/13/19	*	31	5-10	.500	0-0	.000	1-3	.333	3	1	4	4.4	1	2	4	1	1	11	9.6	
SYRACUSE	1/17/19	*	30	2-11	.182	0-0	.000	3-4	.750	1	3	4	4.3	2	2	3	0	0	7	9.4	
CLEMSON	1/20/19	*	31	4-10	.400	0-0	.000	1-2	.500	1	1	2	4.2	4	2	2	3	0	9	9.4	
VIRGINIA	1/24/19	*	33	9-12	.750	0-0	.000	1-3	.333	1	0	1	4.1	0	5	5	1	0	19	9.9	
at Louisville	01/27/19	*	17	3-6	.500	0-0	.000	2-2	1.000	0	1	1	3.9	4	0	1	0	0	8	9.8	
VIRGINIA TECH	1/31/19	*	31	8-14	.571	0-0	.000	0-3	.000	3	3	6	4.0	1	0	0	0	1	16	10.1	
at Duke	2-3-19	*	21	3-7	.429	0-0	.000	2-2	1.000	2	1	3	4.0	3	1	3	0	0	8	10.0	
at Georgia Tech	02/07/19	*	33	6-11	.545	0-0	.000	2-4	.500	5	3	8	4.1	3	0	5	0	0	14	10.2	
MIAMI	02/10/19	*	29	4-12	.333	0-0	.000	5-12	.417	3	3	6	4.2	3	0	0	0	1	13	10.3	
NORTH CAROLINA	2/14/19	*	34	13-18	.722	0-0	.000	1-2	.500	2	5	7	4.3	1	2	5	0	0	27	10.9	
at Florida State	02/17/19	*	33	7-17	.412	0-0	.000	0-0	.000	1	2	3	4.3	1	0	1	0	1	14	11.0	
at Syracuse	02/21/19	*	32	10-16	.625	0-1	.000	3-4	.750	3	0	3	4.2	4	1	4	0	2	23	11.5	
at Wake Forest	02/28/19	*	34	10-21	.476	0-0	.000	1-2	.500	1	4	5	4.2	0	1	3	0	4	21	11.8	
Totals			28	811	144-317	.454	0-2	.000	54-85	.635	51	72	123	4.2	62	43	84	10	20	342	11.8

Games played: 29
Minutes/game: 28.0
Points/game: 11.8
FG Pct: 45.4
3FG Pct: 0.0
FT Pct: 63.5

Rebounds/game: 4.2
Assists/game: 1.5
Turnovers/game: 2.9
Assist/turnover ratio: 0.5
Steals/game: 0.7
Blocks/game: 0.3

CAREER STATS (PITT)

Season	gp-gs	min/avg	Total fg-fga	pct	3-Point fg-fga	pct	F-Throws ft-fa	pct	Rebounds off	def	tot	avg	pf	fo	ast	to	blk	stl	Scoring pts	avg
2017-18	25-17	508/20.3	65-175	.371	1-3	.333	31-42	.738	22	73	95	3.8	42	0	22	44	19	22	162	6.5
2018-19	29-28	811/28.0	144-317	.454	0-2	.000	54-85	.635	51	72	123	4.2	62	1	43	84	10	20	342	11.8
TOTAL	54-45	1319/24.4	209-492	.425	1-5	.200	85-127	.669	73	145	218	4.0	104	1	65	128	29	42	504	9.3



AYSIA BUGG <<

2 | GUARD | 5-7 | R-SENIOR
CHICAGO, ILL. | BOLINGBROOK HS

NOTES

- Returns after redshirting the 2017-18 season due to injury.
- Led Pitt with 3.4 assists per game in 2016-17; Led Panthers in assists a team-high 14 times.
- Third on the team with 25 career double-figure scoring outings.
- Only Panther on the team to experience NCAA Tournament (freshman year, 2014-15).
- **Last appearance:** started fifth consecutive game at Georgetown (11/19/18) -- 9 pts, 3 rebs

BIO HIGHLIGHTS

AS A SENIOR (2017-18):
Redshirted due to injury.

AS A JUNIOR (2016-17):

Started 27 of 29 games played at point guard ... Led the Panthers with 3.4 assists per game ... Nine double-figure scoring games ... Led Pitt in assists a team-high 14 times ... Second on the team with an .827 (43-of-52) free throw percentage ... Contributed a season-high 17 points against Slippery Rock (Nov. 23) ... Made a season-high eight assists versus Youngstown State (Nov. 14) ... Pulled down a career-high seven rebounds against Virginia Tech (Feb. 16) ... Missed the Virginia game (Jan. 22) with a concussion.

AS A SOPHOMORE (2015-16):

Started all 31 games ... Averaged 7.8 points, 2.0 rebounds and 3.8 assist per game ... Ranked 10th in the ACC in assists per game ... Her 117 total assists are the fourth most by player in a sophomore season in Pitt history ... Led the team in assists 18 times ... Had 10 double-figure scoring games ... Scored a career-high 20 points against North Carolina in the ACC Tournament, and also added seven rebounds and six assists in helping Pitt earn its first-ever ACC Tournament victory ... In Pitt's regular season contest vs. UNC, tallied her first career double-double with 15 point and a career-high tying 10 assists ... Also had 10 assists vs. Notre Dame ... Named to the Paradise Jam All-Tournament Team for averaging 14.7 ppg over the three day tournament.

AS A FRESHMAN (2014-15):

Appeared in all 32 games and started in 29 of those games ... Was second on the team in assists with 75 ... Had her first career double-figure scoring game against Niagara on Nov. 17 with 11 points and three rebounds ... Made her first career start vs. Michigan and had 12 points and five assists in an 85-64 victory ... Scored double-digits in back-to-back games against Saint Francis and Delaware State, including a career-high 16 points vs. DSU ... Dished out a career-best seven assists in a road win at Wake Forest ... Tallied six games with 10 points or more as a freshmen.

HIGH SCHOOL:

Rated the No. 18 position player by HoopGurlz and was given a four-star rating from Prospectnation.com ... A two year varsity standout for Bolingbrook in Chicago, Ill., Bugg averaged 15.2 points, 3.8 rebounds and two steals per game her senior season ... Her senior year she was named to the AP (Press) All-State Team and to the IBCA (Coaches) All-State Team ... She was also a two-time Chicago Sun Times All-Area Team member as well as being named to the South Suburban All-Area Team and to the Southwest Suburban All-Conference Team as a junior and a senior ... Averaged 17 points, five rebounds, four steals and three assists as a junior ... Two-time team captain ... Also played volleyball for Bolingbrook ... Four time recipient of the Academic Excellence Award.

PERSONAL:

Born Oct. 2, 1995 ... Daughter of Albert and Jennifer Bugg ... Has one older brother, Armani who serves in the United States Air Force ... Major is health sciences.

2018-19 SEASON HIGHS

- **PTS:** 23, vs. Cincinnati, 11/16/18
- **REBS:** 4, vs. UCF, 11/7/18
- **FGM:** 9, vs. Cincinnati, 11/16/18
- **3FGM:** 3, vs. Cincinnati, 11/16/18
- **FTM:** 4, vs. YSU, 11/13/18
- **ASSTS:** 8, vs. New Orleans, 11/9/18
- **BLKS:** -
- **STLS:** 1, vs. Cincinnati, 11/16/18
- **MINS:** 37, vs. YSU, 11/13/18

CAREER HIGHS

- **PTS:** 23, vs. Cincinnati, 11/16/18
- **REBS:** 7, twice, last vs. Virginia Tech, 2/16/17
- **FGM:** 9, vs. Cincinnati, 11/16/18
- **3FGM:** 5, vs. Old Dominion, 11/27/15
- **FTM:** 8, vs. Delaware State, 12/30/14
- **ASSTS:** 10, twice, last vs. North Carolina, 2/18/16
- **BLKS:** 2, 3x, last at No. 6/6 Notre Dame, 1/12/17
- **STLS:** 5, at Saint Francis, 11/16/15
- **MINS:** 39, vs. NC State, 1/10/16

2018-19 SEASON

PRODUCTION TRACKER

CAREER

	DOUBLE-DOUBLES	
3	10+ POINTS	28
2	20+ POINTS	3
1	10+ ASSISTS	2

2018-19 GAME-BY-GAME STATS

Opponent	Date	gs	min	Total		3-Pointers		Free throws		Rebounds											
				fg-fga	pct	3fg-fga	pct	ft-fga	pct	off	def	tot	avg	pf	a	t/o	blk	stl	pts	avg	
UCF	11/7/18	*	30	5-13	.385	2-6	.333	2-4	.500	1	3	4	4.0	0	2	1	0	0	14	14.0	
NEW ORLEANS	11/9/18	*	23	2-7	.286	0-3	.000	0-0	.000	1	0	1	2.5	2	8	1	0	0	4	9.0	
YOUNGSTOWN STATE	11/13/18	*	37	7-18	.389	2-9	.222	4-4	1.000	0	2	2	2.3	2	2	2	0	0	20	12.7	
CINCINNATI	11/16/18	*	32	9-14	.643	3-6	.500	2-4	.500	0	2	2	2.3	2	4	3	0	1	23	15.3	
at Georgetown	11/19/18	*	26	3-12	.250	2-6	.333	1-2	.500	0	3	3	2.4	2	1	1	0	0	9	14.0	
vs Wisconsin	11/23/18	dnp	-	-	-	-	-	-	-	-	-	-	-	-	-	-	-	-	-	-	
vs Arkansas	11/24/18	dnp	-	-	-	-	-	-	-	-	-	-	-	-	-	-	-	-	-	-	
vs Tennessee State	11/25/18	dnp	-	-	-	-	-	-	-	-	-	-	-	-	-	-	-	-	-	-	
FORDHAM	12/5/18	dnp	-	-	-	-	-	-	-	-	-	-	-	-	-	-	-	-	-	-	
WEST VIRGINIA	12/8/18	dnp	-	-	-	-	-	-	-	-	-	-	-	-	-	-	-	-	-	-	
UNCW	12/18/18	dnp	-	-	-	-	-	-	-	-	-	-	-	-	-	-	-	-	-	-	
SAINT FRANCIS (PA)	12/21/18	dnp	-	-	-	-	-	-	-	-	-	-	-	-	-	-	-	-	-	-	
at Duquesne	12/29/18	dnp	-	-	-	-	-	-	-	-	-	-	-	-	-	-	-	-	-	-	
at #8 NC State	01/10/19	dnp	-	-	-	-	-	-	-	-	-	-	-	-	-	-	-	-	-	-	
BOSTON COLLEGE	1/13/19	dnp	-	-	-	-	-	-	-	-	-	-	-	-	-	-	-	-	-	-	
SYRACUSE	1/17/19	dnp	-	-	-	-	-	-	-	-	-	-	-	-	-	-	-	-	-	-	
CLEMSON	1/20/19	dnp	-	-	-	-	-	-	-	-	-	-	-	-	-	-	-	-	-	-	
VIRGINIA	1/24/19	dnp	-	-	-	-	-	-	-	-	-	-	-	-	-	-	-	-	-	-	
VIRGINIA TECH	1/31/19	dnp	-	-	-	-	-	-	-	-	-	-	-	-	-	-	-	-	-	-	
at Duke	2-3-19	dnp	-	-	-	-	-	-	-	-	-	-	-	-	-	-	-	-	-	-	
MIAMI	02/10/19	dnp	-	-	-	-	-	-	-	-	-	-	-	-	-	-	-	-	-	-	
NORTH CAROLINA	2/14/19	dnp	-	-	-	-	-	-	-	-	-	-	-	-	-	-	-	-	-	-	
at Florida State	02/17/19	dnp	-	-	-	-	-	-	-	-	-	-	-	-	-	-	-	-	-	-	
at Syracuse	02/21/19	dnp	-	-	-	-	-	-	-	-	-	-	-	-	-	-	-	-	-	-	
Totals		5	148	26-64	.406	9-30	.300	9-14	.643	2	10	12	2.4	8	17	8	0	1	70	14.0	

Games played: 5
Minutes/game: 29.6
Points/game: 14.0
FG Pct: 40.6
3FG Pct: 30.0
FT Pct: 64.3

Rebounds/game: 2.4
Assists/game: 3.4
Turnovers/game: 1.6
Assist/turnover ratio: 2.1
Steals/game: 0.2

CAREER STATS

		Total		3-Point		F-Throws		Rebounds												Scoring	
Season	gp-gs	min/avg	fg-fga	pct	fg-fga	pct	ft-fa	pct	off	def	tot	avg	pf	fo	ast	to	blk	stl	pts	avg	
2014-15	32-29	793/24.8	73-211	.346	10-50	.200	37-56	.661	20	55	75	2.3	56	2	75	55	2	19	193	6.0	
2015-16	31-31	926/29.9	89-252	.353	31-100	.310	34-49	.694	11	51	62	2.0	63	2	117	98	4	26	243	7.8	
2016-17	29-27	826/28.5	77-230	.335	10-54	.185	43-52	.827	10	50	60	2.1	56	0	99	65	12	21	207	7.1	
2018-19	5-5	148/29.6	26-64	.406	9-30	.300	9-14	.643	2	10	12	2.4	8	0	17	8	0	1	70	14.0	
TOTAL	97-92	2693/27.8	265-757	.350	60-234	.256	123-171	.719	43	166	209	2.2	183	4	308	226	18	67	713	7.4	



JASMINE WHITNEY <<

3 | GUARD | 5-9 | JUNIOR
CENTREVILLE, VA. | PAUL VI HS

NOTES

- Has earned the start in 26 straight games
- Scored in double figures 12 times this season including in eight of her last 16 games
- Collected her second career double-double with 19 points and a career-high 12 assists at Wake Forest (2/28/19). Has 12 games with five or more assists
- Netted a career-high 23 points, six assists, four rebounds and two steals in the win over Duquesne (12/29/18)
- Notched a career-high six steals against Boston College (1/13/19)
- **Last appearance:** started at Wake Forest - 37 mins, 19 pts, 12 assts, 6 rebs, 3 stls

BIO HIGHLIGHTS

AS A SOPHOMORE (2017-18):

One of three Panthers to start all 30 games (Yacine Diop, Kalista Walters) ... Made the third-most season assists by a sophomore in program history (134) ... Recorded the 200th assist of her career against No. 18/18 Duke (Jan. 28) ... Scored in double figures in seven out of the last nine games of the season ... Posted a career-high 21 points at North Carolina (Jan. 7) ... Ten double-figure scoring outings ... Named team captain.

AS A FRESHMAN (2016-17):

Two-time ACC Rookie of the Week (Nov. 14, Dec. 12) ... First Panther in history to earn two or more ACC Women's Basketball Rookie of the Week honors in the same season ... Appeared in all 30 games, starting 17 (including the first 10 of the season) ... Posted a double-double in her first collegiate game against Mount St. Mary's with season highs of 17 points and 11 assists (Nov. 12) ... Made the first six shots of her career, including five 3-pointers against Mount St. Mary's (Nov. 12) ... Pulled down a season-high nine rebounds in a near double-double performance against Cornell (Nov. 26) ... Eight double-figure scoring outings ... Led the Panthers in assists a team-high 14 times.

HIGH SCHOOL:

Four-time state champion (2013-16) and three-time conference champion (2014-16) at Paul VI Catholic HS ... team compiled a 123-12 record over her four-year career ... 2016 WCAC Player of the Year, VISAA Player of the Year and All-Met first team ... Scholar-Athlete and recipient of the Pete Menke Student-Athlete Award ... ranked No. 25 for her position by ESPN ... 4-star recruit according to ProspectNation.com ... volunteered at Basketball Special Olympics every year of high school.

PERSONAL:

Born Jan. 21, 1998 ... Daughter of Teddy Whitney and Julie Curran ... has an older brother, Travis ... Major is exercise science.

2018-19 SEASON HIGHS

- **PTS:** 23 at Duquesne, 12/29/18
- **REBS:** 8 vs. #25 Miami, 2/10/19
- **FGM:** 7 vs. Virginia Tech, 1/31/19
- **3FGM:** 4, vs. Boston College, 1/13/19
- **FTM:** 8 at Duquesne, 12/29/18
- **ASSTS:** 12 at Wake Forest, 2/28/19
- **BLKS:** 1, 3x, last at Northwestern, 11/29/18
- **STLS:** 6, Boston College, 1/13/19
- **MINS:** 37, 2x; last at Wake Forest, 2/28/19

CAREER HIGHS

- **PTS:** 23 at Duquesne, 12/29/18
- **REBS:** 9, vs. Cornell, 11/26/16
- **FGM:** 10, at North Carolina, 1/7/18
- **3FGM:** 5, vs. Mount St. Mary's, 11/12/16
- **FTM:** 8 at Duquesne, 12/29/18
- **ASSTS:** 12 at Wake Forest, 2/28/19
- **BLKS:** 2, 4x, last vs. (RV) Georgia Tech, 1/14/18
- **STLS:** 6, Boston College, 1/13/19
- **MINS:** 40, 2x, last vs. No. 2/2 Louisville, 1/18/18

2018-19 SEASON

PRODUCTION TRACKER

CAREER

1	DOUBLE-DOUBLES	2
12	10+ POINTS	30
2	20+ POINTS	3
1	10+ ASSTS	3

2018-19 GAME-BY-GAME STATS

Opponent	Date	gs	min	Total		3-Pointers		Free throws		Rebounds				pf	a	t/o	blk	stl	pts	avg	
				fg	fga	pct	3fg	3fga	pct	ft	fta	pct	off								def
UCF	11/7/18		28	1-9	.111	0-3	.000	7-9	.778	0	4	4	4.0	1	6	4	0	0	9	9.0	
NEW ORLEANS	11/9/18		16	1-5	.200	0-2	.000	2-2	1.000	0	0	0	2.0	0	4	0	1	5	4	6.5	
YOUNGSTOWN STATE	11/13/18		23	3-10	.300	0-0	.000	0-0	.000	2	2	4	2.7	1	1	1	0	2	6	6.3	
CINCINNATI	11/16/18	*	26	2-9	.222	0-2	.000	0-0	.000	2	0	2	2.5	1	5	1	0	2	4	5.8	
at Georgetown	11/19/18	*	22	1-4	.250	0-0	.000	0-0	.000	0	3	3	2.6	1	0	4	0	1	2	5.0	
vs Wisconsin	11/23/18	*	34	3-10	.300	1-4	.250	4-5	.800	0	3	3	2.7	4	1	2	0	1	11	6.0	
vs Arkansas	11/24/18	*	36	3-6	.500	0-2	.000	0-0	.000	0	7	7	3.3	4	5	4	1	1	6	6.0	
vs Tennessee State	11/25/18	*	25	3-4	.750	1-2	.500	4-4	1.000	0	3	3	3.3	1	7	1	0	0	11	6.6	
at Northwestern	11/29/18	*	29	3-8	.375	0-1	.000	4-5	.800	0	2	2	3.1	4	3	4	1	2	10	7.0	
FORDHAM	12/5/18	*	33	6-9	.667	0-1	.000	6-6	1.000	0	3	3	3.1	0	2	2	0	2	18	8.1	
WEST VIRGINIA	12/8/18	*	21	0-4	.000	0-0	.000	0-0	.000	1	1	2	3.0	1	2	6	0	1	0	7.4	
UNCW	12/18/18	*	33	0-6	.000	0-0	.000	7-8	.875	3	4	7	3.3	3	5	3	0	1	7	7.3	
SAINT FRANCIS (PA)	12/21/18	*	33	5-7	.714	2-2	1.000	5-9	.556	0	2	2	3.2	3	4	3	0	2	17	8.1	
at Duquesne	12/29/18	*	34	6-14	.429	3-4	.750	8-8	1.000	1	3	4	3.3	3	6	1	0	2	23	9.1	
at Notre Dame	01/03/19	*	29	3-15	.200	1-6	.167	2-3	.667	0	1	1	3.1	3	4	2	0	2	9	9.1	
at #8 NC State	01/10/19	*	28	0-10	.000	0-2	.000	5-6	.833	0	4	4	3.2	2	2	3	0	0	5	8.9	
BOSTON COLLEGE	1/13/19	*	37	6-14	.429	4-6	.667	4-7	.571	0	5	5	3.3	4	4	4	0	6	20	9.5	
SYRACUSE	1/17/19	*	25	3-8	.375	1-2	.500	0-0	.000	0	2	2	3.2	2	4	1	0	1	7	9.4	
CLEMSON	1/20/19	*	36	4-8	.500	2-3	.667	0-0	.000	2	3	5	3.3	1	7	1	0	4	10	9.4	
VIRGINIA	1/24/19	*	22	0-5	.000	0-1	.000	0-0	.000	1	0	1	3.2	4	5	2	1	1	0	9.0	
at Louisville	01/27/19	*	27	0-3	.000	0-0	.000	0-0	.000	0	4	4	3.2	2	5	2	0	0	8.5		
VIRGINIA TECH	1/31/19	*	29	7-18	.389	1-3	.333	0-1	.000	1	1	2	3.2	2	8	3	0	3	15	8.8	
at Duke	2-3-19	*	36	4-15	.267	0-6	.000	1-2	.500	0	4	4	3.2	2	4	5	0	4	9	8.8	
at Georgia Tech	02/07/19	*	31	3-9	.333	1-2	.500	0-0	.000	1	3	4	3.3	3	6	2	0	2	7	8.8	
MIAMI	02/10/19	*	28	3-7	.429	0-2	.000	3-3	1.000	1	7	8	3.4	3	6	2	0	2	9	8.8	
NORTH CAROLINA	2/14/19	*	32	6-17	.353	1-3	.333	0-0	.000	0	5	5	3.5	2	7	1	0	1	13	8.9	
at Florida State	02/17/19	*	36	3-12	.250	1-4	.250	1-2	.500	1	1	2	3.4	2	3	3	0	3	8	8.9	
at Syracuse	02/21/19	*	35	6-13	.462	2-6	.333	4-4	1.000	1	2	3	3.4	3	5	5	0	5	18	9.2	
at Wake Forest	02/28/19	*	36	6-16	.375	2-2	1.000	5-7	.714	1	5	6	3.5	2	12	1	0	3	19	9.6	
Totals			26	860	91-275	.331	23-71	.324	72-91	.791	18	84	102	3.5	64	130	76	6	59	277	9.6

Games played: 29
Minutes/game: 29.7
Points/game: 9.6
FG Pct: 33.1
3FG Pct: 32.4
FT Pct: 79.1

Rebounds/game: 3.5
Assists/game: 4.5
Turnovers/game: 2.6
Assist/turnover ratio: 1.7
Steals/game: 2.0
Blocks/game: 0.2

CAREER STATS

			Total		3-Point		F-Throws		Rebounds										Scoring	
Season	gp-gs	min/avg	fg-fga	pct	fg-fga	pct	ft-fta	pct	off	def	tot	avg	pf	fo	ast	to	blk	stl	pts	avg
2016-17	30-17	721/24.0	67-186	.360	11-45	.244	37-59	.627	9	99	108	3.6	65	2	100	60	15	45	182	6.1
2017-18	30-30	920/30.7	89-239	.372	11-42	.262	41-58	.707	6	84	90	3.0	63	1	134	84	14	52	230	7.7
2018-19	29-26	860/29.7	91-275	.331	23-71	.324	72-91	.791	18	84	102	3.5	64	0	130	76	6	59	277	9.6
TOTAL	89-73	2501/28.1	247-700	.353	45-158	.285	150-208	.721	33	267	300	3.4	192	3	364	220	35	156	689	7.7



CASSIDY WALSH <<

4 | GUARD | 5-7 | SENIOR

PITTSBURGH, PA. | SETON-LA SALLE HS

NOTES

- Lone Panther to start all 29 games this season
- Netted a career-high 22 points, five rebounds and three assists in the win over North Carolina.
- Notched a career-high six three-pointers against Duke (2/3/19) and vs. North Carolina (2/14/19)
- Has scored 10+ points a team-best 14 times this season
- **Last appearance:** started 29th straight at Wake Forest - 28 mins, 7 pts, 5 stls, 2 rebs

BIO HIGHLIGHTS

AS A JUNIOR (2017-18):

Appeared in all but one game (Georgia Tech, Jan. 14, coach's decision) ... Posted a career-high 12 points against Arkansas State (Nov. 25) ... Tied a career high with three 3-pointers made at Cincinnati (Nov. 21) ... Went 2-of-2 from long range against Chicago State (Dec. 31) ... Fifteen of her 23 field goals made this season are from 3-point range (65 percent).

AS A SOPHOMORE (2016-17):

Appeared in 21 games, averaging 11.0 minutes per contest ... Missed the first seven games of the season due to injury ... Scored a season-high 10 points against McNeese State at the Patrick Harrington Classic (Dec. 20) ... Posted season highs of three rebounds and three assists at (RV) Wake Forest (Feb. 5) ... Drained two 3-pointers against McNeese State (Dec. 20) and No. 14/11 Miami (Jan. 2).

AS A FRESHMAN (2015-16):

Appeared in 27 of 31 games ... Averaged 2.3 points, 1.2 rebounds and 1.0 assists per game ... Shot 43.5 percent from 3-point range during ACC play (10-of-23) ... Scored a career-high 11 points on 3-of-4 shooting from 3-point range against Florida State ... Dished out a career-best five assists in the City Game vs. Duquesne ... Played a career-high 32 minutes at Boston College.

HIGH SCHOOL:

A two-time PIAA Class AA First Team All-State selection at Seton-La Salle...A two-time state champion, including a 30-0 season her freshman year and a title in 2014 with current Pitt player Yacine Diop ... State runner up her senior year... Named First Team All-WPIAL as a senior ... Averaged 10.1 points, 5.2 rebounds, four assists and two steals per game during her championship run as a junior ... Reached 1,000 points during her senior year and finished with more than 1,200 points for her career ... Played AAU for Drill 4 Skill under coach John Miller.

PERSONAL:

Born Aug. 28, 1996 ... Daughter of Kevin and Nancy Walsh ... Has two older siblings: brother Shane and sister Samantha ... Major is health sciences.

2018-19 SEASON HIGHS

- **PTS:** 22 vs. North Carolina, 2/14/19
- **REBS:** 8, 2x, last vs. Virginia, 1/24/19
- **FGM:** 8, 2x; last vs. North Carolina, 2/14/19
- **3FGM:** 6, 2x; last vs. North Carolina, 2/14/19
- **FTM:** 4, vs. Arkansas, 11/24/18
- **ASSTS:** 5, 2x, last vs. UNCW, 12/18/18
- **BLKS:** 1, 3x, last vs. North Carolina, 2/14/19
- **STLS:** 6, vs. Clemson, 1/20/19
- **MINS:** 40 vs. Saint Francis (PA), 12/21/18

CAREER HIGHS

- **PTS:** 22 vs. North Carolina, 2/14/19
- **REBS:** 8, 2x, last vs. Virginia, 1/24/19
- **FGM:** 8, 2x; last vs. North Carolina, 2/14/19
- **3FGM:** 6, 2x; last vs. North Carolina, 2/14/19
- **FTM:** 4, 2x, last vs. Arkansas, 11/24/18
- **ASSTS:** 5, 3x, last vs. UNCW, 12/18/18
- **BLKS:** 1, 5x, last vs. North Carolina, 2/14/19
- **STLS:** 6, vs. Clemson, 1/20/19
- **MINS:** 40 vs. Saint Francis (PA), 12/21/18

2018-19 SEASON

2018-19 SEASON	PRODUCTION TRACKER	CAREER
14.....	10+ POINTS.....	18
2.....	20+ POINTS.....	2
17.....	30+ MINUTES.....	18
4.....	LED PITT IN ASSISTS.....	11

2018-19 GAME-BY-GAME STATS

Opponent	Date	gs	min	Total		3-Pointers		Free throws		Rebounds											
				fg-fga	pct	3fg-fga	pct	ft-fa	pct	off	def	tot	avg	pf	a	t/o	blk	stl	pts	avg	
UCF	11/7/18	*	27	4-7	.571	3-5	.600	0-0	.000	1	2	3	3.0	3	2	3	0	1	11	11.0	
NEW ORLEANS	11/9/18	*	23	8-14	.571	2-6	.333	3-5	.600	0	0	0	1.5	2	5	1	0	1	21	16.0	
YOUNGSTOWN STATE	11/13/18	*	33	3-9	.333	2-3	.667	0-0	.000	0	5	5	2.7	3	4	0	0	0	8	13.3	
CINCINNATI	11/16/18	*	25	6-11	.545	2-4	.500	0-0	.000	0	4	4	3.0	1	2	1	0	0	14	13.5	
at Georgetown	11/19/18	*	32	5-13	.385	1-6	.167	0-0	.000	1	1	2	2.8	2	3	4	0	0	11	13.0	
vs Wisconsin	11/23/18	*	32	2-12	.167	0-6	.000	0-0	.000	1	2	3	2.8	0	4	2	0	0	4	11.5	
vs Arkansas	11/24/18	*	32	1-6	.167	0-1	.000	4-4	1.000	1	3	4	3.0	2	1	2	1	0	6	10.7	
vs Tennessee State	11/25/18	*	25	4-7	.571	3-5	.600	2-3	.667	0	2	2	2.9	1	2	2	0	1	13	11.0	
at Northwestern	11/29/18	*	32	4-10	.400	3-8	.375	0-0	.000	0	4	4	3.0	0	2	1	1	1	11	11.0	
FORDHAM	12/5/18	*	34	1-7	.143	1-4	.250	0-0	.000	0	0	0	2.7	2	3	1	0	0	3	10.2	
WEST VIRGINIA	12/8/18	*	29	3-10	.300	3-6	.500	0-0	.000	0	4	4	2.8	3	1	2	0	2	9	10.1	
UNCW	12/18/18	*	32	5-10	.500	2-6	.333	3-4	.750	0	8	8	3.3	2	5	2	0	1	15	10.5	
SAINT FRANCIS (PA)	12/21/18	*	40	5-15	.333	2-8	.250	0-0	.000	3	3	6	3.5	2	2	2	0	2	12	10.6	
at Duquesne	12/29/18	*	31	5-12	.417	3-5	.600	1-1	1.000	0	3	3	3.4	3	1	1	0	1	14	10.9	
at Notre Dame	01/03/19	*	32	2-14	.143	2-8	.250	0-0	.000	1	2	3	3.4	3	1	1	0	2	6	10.5	
at #8 NC State	01/10/19	*	35	2-11	.182	1-4	.250	0-0	.000	0	6	6	3.6	0	0	0	0	1	5	10.2	
BOSTON COLLEGE	1/13/19	*	35	3-13	.231	1-7	.143	1-2	.500	2	4	6	3.7	2	3	1	0	1	8	10.1	
SYRACUSE	1/17/19	*	28	5-10	.500	3-8	.375	0-0	.000	1	3	4	3.7	0	2	3	0	0	13	10.2	
CLEMSON	1/20/19	*	31	3-15	.200	2-10	.200	2-2	1.000	0	4	4	3.7	4	4	2	0	6	10	10.2	
VIRGINIA	1/24/19	*	37	2-10	.200	2-6	.333	0-0	.000	1	7	8	4.0	1	3	2	0	2	6	10.0	
at Louisville	01/27/19	*	22	0-6	.000	0-4	.000	0-0	.000	0	1	1	3.8	1	1	1	0	1	0	9.5	
VIRGINIA TECH	1/31/19	*	29	0-7	.000	0-4	.000	3-4	.750	0	2	2	3.7	2	3	1	0	1	3	9.2	
at Duke	2-3-19	*	30	6-17	.353	6-15	.400	0-0	.000	1	6	7	3.9	2	2	1	0	3	18	9.6	
at Georgia Tech	02/07/19	*	35	3-12	.250	3-10	.300	1-2	.500	3	3	6	4.0	4	1	2	0	2	10	9.6	
MIAMI	02/10/19	*	27	2-9	.222	1-6	.167	3-3	1.000	2	1	3	3.9	3	1	1	0	1	8	9.6	
NORTH CAROLINA	2/14/19	*	33	8-10	.800	6-8	.750	0-0	.000	0	5	5	4.0	2	3	0	1	0	22	10.0	
at Florida State	02/17/19	*	25	2-8	.250	2-8	.250	0-0	.000	0	3	3	3.9	2	1	1	0	0	6	9.9	
at Syracuse	02/21/19	*	26	1-11	.091	1-9	.111	0-0	.000	2	2	4	3.9	3	0	6	0	3	3	9.6	
at Wake Forest	02/28/19	*	29	2-5	.400	1-3	.333	2-2	1.000	0	2	2	3.9	2	0	4	0	5	7	9.6	
Totals			29	881	97-301	.322	58-183	.317	25-32	.781	20	92	112	3.9	57	62	50	3	38	277	9.6

Games played: 29
Minutes/game: 30.4
Points/game: 9.6
FG Pct: .322
3FG Pct: .317
FT Pct: .781

Rebounds/game: 3.9
Assists/game: 2.1
Turnovers/game: 1.7
Assist/turnover ratio: 1.2
Steals/game: 1.3
Blocks/game: 0.1

CAREER STATS

Season	gp-gs	min/avg	Total	3-Point	F-Throws	Rebounds	pf	fo	ast	to	blk	stl	pts	avg
2015-16	27-0	336/12.4	24-63 .381	13-40 .325	2-6 .333	10 23 33 1.2	30	0	31	34	2	13	63	2.3
2016-17	21-0	232/11.0	14-46 .304	8-32 .250	7-12 .583	10 17 27 1.3	21	0	23	20	0	7	43	2.0
2017-18	29-0	342/11.8	23-71 .324	15-55 .273	9-12 .750	5 16 21 0.7	28	1	24	17	1	11	70	2.4
2018-19	29-29	881/30.4	97-301 .322	58-183 .317	25-32 .781	20 92 112 3.9	57	0	62	50	3	38	277	9.6
TOTAL	106-29	1791/16.9	158-481 .328	94-310 .303	43-62 .694	45 148 193 1.8	136	1	140	121	6	69	453	4.3



ISMINI PRAPA <<

10 | GUARD | 5-7 | FRESHMAN

ATHENS, GREECE | AMERICAN COMMUNITY SCHOOL OF ATHENS

NOTES

- Has appeared in 19 games during her freshman campaign
- Has appeared in seven of the last eight games for Pitt
- Played a career-high 24 minutes at #4 Louisville (1/27/19)
- Has scored three points in four games this season including last time out against Wake Forest (2/28/19)
- **Last appearance:** Came off the bench at Wake Forest - 5 mins, 3 pts, 1 reb

BIO HIGHLIGHTS

HIGH SCHOOL:

Represented her country on the U16 National Team in 2016 and 2018 ... Led the American Community School of Athens (ACS) to the Greek League Championship and was named the squad's Most Valuable Player ... Her team placed third in the Greek League Tournament and she was placed on the All-Tournament team.

PERSONAL:

Born May 5, 2000.

2018-19 SEASON HIGHS

- **PTS:** 3, 4x; last at Wake Forest, 2/28/19
- **REBS:** 2, vs. New Orleans, 11/9/18
- **FGM:** 1, 7x, last at Wake Forest, 2/28/19
- **3FGM:** 1, 4x; last at Wake Forest, 2/28/19
- **FTM:** -
- **ASSTS:** 2, vs. New Orleans, 11/9/18
- **BLKS:** 1, vs. New Orleans, 11/9/18
- **STLS:** 2 vs. Virginia Tech, 1/31/19
- **MINS:** 24 at #4 Louisville, 1/27/19

CAREER HIGHS

- **PTS:** 3, 4x; last at Wake Forest, 2/28/19
- **REBS:** 2, vs. New Orleans, 11/9/18
- **FGM:** 1, 7x, last at Wake Forest, 2/28/19
- **3FGM:** 1, 4x; last at Wake Forest, 2/28/19
- **FTM:** -
- **ASSTS:** 2, vs. New Orleans, 11/9/18
- **BLKS:** 1, vs. New Orleans, 11/9/18
- **STLS:** 2 vs. Virginia Tech, 1/31/19
- **MINS:** 24 at #4 Louisville, 1/27/19

2018-19 SEASON

PRODUCTION TRACKER

CAREER

-	10+ POINTS	-
5	10+ MINUTES	5
-	LED PITT IN REBOUNDS	-
-	LED PITT IN ASSTS	-

2018-19 GAME-BY-GAME STATS

Opponent	Date	gs	min	Total		3-Pointers		Free throws		Rebounds				pf	a	t/o	blk	stl	pts	avg
				fg-fga	pct	3fg-fga	pct	ft-fa	pct	off	def	tot	avg							
UCF	11/7/18	dnp	-	-	-	-	-	-	-	-	-	-	-	-	-	-	-	-	-	-
NEW ORLEANS	11/9/18	11	1-4	.250	0-1	.000	0-0	.000	2	0	2	2.0	2	2	3	1	0	0	2	2.0
YOUNGSTOWN STATE	11/13/18	dnp	-	-	-	-	-	-	-	-	-	-	-	-	-	-	-	-	-	-
CINCINNATI	11/16/18	1	0-0	.000	0-0	.000	0-0	.000	1	0	1	1.5	0	0	0	0	0	0	1.0	1.0
at Georgetown	11/19/18	8	0-1	.000	0-0	.000	0-0	.000	0	0	0	1.0	1	1	0	0	0	0	0.7	0.7
vs Wisconsin	11/23/18	1	0-0	.000	0-0	.000	0-0	.000	0	0	0	0.8	1	0	0	0	0	0	0.5	0.5
vs Arkansas	11/24/18	1	0-0	.000	0-0	.000	0-0	.000	0	0	0	0.6	0	0	2	0	0	0	0.4	0.4
vs Tennessee State	11/25/18	10	0-1	.000	0-0	.000	0-2	.000	0	1	1	0.7	1	1	1	0	0	0	0.3	0.3
FORDHAM	12/5/18	3	1-1	1.000	0-0	.000	0-0	.000	0	0	0	0.6	1	0	0	0	0	0	2	0.6
WEST VIRGINIA	12/8/18	3	0-0	.000	0-0	.000	0-0	.000	0	0	0	0.5	1	0	1	0	0	0	0.5	0.5
UNCW	12/18/18	dnp	-	-	-	-	-	-	-	-	-	-	-	-	-	-	-	-	-	-
SAINT FRANCIS (PA)	12/21/18	dnp	-	-	-	-	-	-	-	-	-	-	-	-	-	-	-	-	-	-
at Duquesne	12/29/18	2	0-1	.000	0-0	.000	0-0	.000	0	0	0	0.4	0	0	0	0	0	0	0.4	0.4
at Notre Dame	01/03/19	6	0-1	.000	0-0	.000	0-0	.000	0	0	0	0.4	1	1	1	0	0	0	0.4	0.4
at #8 NC State	01/10/19	3	1-2	.500	0-0	.000	0-0	.000	0	0	0	0.4	1	0	0	0	0	2	0.5	0.5
BOSTON COLLEGE	1/13/19	dnp	-	-	-	-	-	-	-	-	-	-	-	-	-	-	-	-	-	-
SYRACUSE	1/17/19	6	1-1	1.000	0-0	.000	0-0	.000	0	0	0	0.3	2	0	1	0	0	2	0.7	0.7
CLEMSON	1/20/19	dnp	-	-	-	-	-	-	-	-	-	-	-	-	-	-	-	-	-	-
VIRGINIA	1/24/19	dnp	-	-	-	-	-	-	-	-	-	-	-	-	-	-	-	-	-	-
at Louisville	01/27/19	24	1-7	.143	0-3	.000	0-0	.000	2	0	2	0.5	0	0	3	0	0	2	0.8	0.8
VIRGINIA TECH	1/31/19	16	1-4	.250	1-3	.333	0-0	.000	1	0	1	0.5	3	1	1	0	2	3	0.9	0.9
at Duke	2-3-19	8	0-4	.000	0-3	.000	0-0	.000	1	0	1	0.5	2	0	1	0	0	0	0.9	0.9
MIAMI	02/10/19	5	1-1	1.000	1-1	1.000	0-0	.000	0	0	0	0.5	0	0	0	0	0	3	1.0	1.0
NORTH CAROLINA	2/14/19	dnp	-	-	-	-	-	-	-	-	-	-	-	-	-	-	-	-	-	-
at Florida State	02/17/19	13	1-2	.500	0-1	.000	0-0	.000	0	1	1	0.5	1	0	2	0	1	2	1.1	1.1
at Syracuse	02/21/19	7	1-5	.200	1-2	.500	0-0	.000	0	0	0	0.5	0	0	0	0	0	3	1.2	1.2
at Wake Forest	02/28/19	5	1-1	1.000	1-1	1.000	0-0	.000	1	0	1	0.5	2	0	1	0	0	3	1.3	1.3
Totals		0	133	10-36	.278	4-15	.267	0-2	.000	8	2	10	0.5	19	6	17	1	3	24	1.3

Games played: 19
Minutes/game: 7.0
Points/game: 1.3
FG Pct: 27.8
3FG Pct: 26.7
FT Pct: 0.0

Rebounds/game: 0.5
Assists/game: 0.3
Turnovers/game: 0.9
Assist/turnover ratio: 0.4
Steals/game: 0.2
Blocks/game: 0.1

CAREER STATS

			Total		3-Point		F-Throws		Rebounds										Scoring	
Season	gp-gs	min/avg	fg-fga	pct	fg-fga	pct	ft-fa	pct	off	def	tot	avg	pf	fo	ast	to	blk	stl	pts	avg
2018-19	19-0	133/7.0	10-36	.278	4-15	.267	0-2	.000	8	2	10	0.5	19	0	6	17	1	3	24	1.3
TOTAL	19-0	133/7.0	10-36	.278	4-15	.267	0-2	.000	8	2	10	0.5	19	0	6	17	1	3	24	1.3



CARA JUDKINS <<

11 | CENTER | 6-2 | SOPHOMORE
BETHESDA, MD. | OUR LADY OF GOOD COUNSEL

BIO HIGHLIGHTS

AS A FRESHMAN (2017-18):

Made her first appearance as a Panther against Cornell (Nov. 13) and saw action in 14 games ... Played a career-high 28 minutes against No. 2/2 Louisville (Jan. 18) and pulled down a season-high six rebounds ... Posted her first collegiate point on a free throw against Arkansas State (Nov. 25) and blocked a season-high three shots against the Red Wolves ... Scored her first field goal at North Carolina (Jan. 7) ... Scored a season-high two points in three different outings (at North Carolina, Jan. 7; vs. No. 2/2 Louisville, Jan. 18; vs. No. 5/5 Notre Dame, Jan. 25).

HIGH SCHOOL:

All-WCAC first team honors in 2016 ... Was named a Washington Post All-Met honorable mention ... All-County Private Schools first team (2016), All-Montgomery County first team (2016), and All-Sentinel Basketball Team (2015) ... Two-time Adidas All-American (2015, 2016) and played on the Adidas US Select Team that traveled to Treviso, Italy, in June 2016 to play against top European talent over a seven-day period ... Rankas a four-star recruit by ProspectsNation.com ... Placed at No. 20 for her position by ESPN Hoopgurlz ... Held a 3.8 GPA as a senior.

PERSONAL:

Born Oct. 2, 1998 ... Daughter of Randy and Deborah Judkins ... Has an older sister, Courtney ... Major is linguistics.

NOTES

- Has started 24 games for the Panthers at center
- Snagged a career-high 13 rebounds in a win over Cincinnati (11/16/18)
- Scored a career-high 18 points, three rebounds and two blocks against Virginia (1/24/19)
- Notched two double-doubles on the year (at Duquesne and at Georgia Tech)
- **Last appearance:** Came off the bench at Wake Forest - 21 mins, 9 pts, 7 rebs, 1 stl

2018-19 SEASON HIGHS

- **PTS:** 18, vs. Virginia, 1/24/19
- **REBS:** 13 vs. Cincinnati, 11/16/18
- **FGM:** 8, 2x, last vs. Virginia, 1/24/19
- **3FGM:** -
- **FTM:** 3 at Georgia Tech, 2/7/19
- **ASSTS:** 1, 7x, last vs. North Carolina, 2/14/19
- **BLKS:** 3, 3x, last vs. Virginia Tech, 1/31/19
- **STLS:** 2 at Georgetown, 11/19/18
- **MINS:** 26, 5x, last vs. Virginia Tech, 1/31/19

CAREER HIGHS

- **PTS:** 18, vs. Virginia, 1/24/19
- **REBS:** 13 vs. Cincinnati, 11/16/18
- **FGM:** 8, 2x, last vs. Virginia, 1/24/19
- **3FGM:** -
- **FTM:** 3 at Georgia Tech, 2/7/19
- **ASSTS:** 2 vs. No. 2/2 Louisville, 1/18/18
- **BLKS:** 3, 4x, last vs. Virginia Tech, 1/31/19
- **STLS:** 2 at Georgetown, 11/19/18
- **MINS:** 28 vs. No. 2/2 Louisville, 1/18/18

2018-19 SEASON

PRODUCTION TRACKER

CAREER

2DOUBLE-DOUBLES.....	2
510+ POINTS.....	5
-20+ POINTS.....	-
310+REBOUNDS.....	3

2018-19 GAME-BY-GAME STATS

				Total		3-Pointers		Free throws		Rebounds											
Opponent	Date	gs	min	fg-fga	pct	3fg-fga	pct	ft-fa	pct	off	def	tot	avg	pf	a	t/o	blk	stl	pts	avg	
UCF	11/7/18		17	0-0	.000	0-0	.000	0-0	.000	1	3	4	4.0	2	0	2	1	0	0	0.0	
NEW ORLEANS	11/9/18	*	14	0-1	.000	0-0	.000	0-2	.000	1	4	5	4.5	4	1	2	1	0	0	0.0	
YOUNGSTOWN STATE	11/13/18		11	0-2	.000	0-0	.000	1-4	.250	2	1	3	4.0	1	0	0	1	0	1	0.3	
CINCINNATI	11/16/18		25	2-5	.400	0-0	.000	0-0	.000	6	7	13	6.3	3	0	3	2	0	4	1.3	
at Georgetown	11/19/18	*	19	1-6	.167	0-0	.000	2-4	.500	1	3	4	5.8	0	0	0	0	2	4	1.8	
vs Wisconsin	11/23/18	*	26	2-4	.500	0-0	.000	0-0	.000	1	8	9	6.3	4	0	2	2	0	4	2.2	
vs Arkansas	11/24/18	*	20	4-5	.800	0-0	.000	0-2	.000	2	5	7	6.4	1	1	2	1	0	8	3.0	
vs Tennessee State	11/25/18	*	17	6-8	.750	0-0	.000	2-2	1.000	1	4	5	6.3	4	1	2	1	1	14	4.4	
at Northwestern	11/29/18	*	22	1-4	.250	0-0	.000	2-6	.333	1	3	4	6.0	3	1	2	2	0	4	4.3	
FORDHAM	12/5/18	*	21	3-10	.300	0-0	.000	2-2	1.000	4	4	8	6.2	1	1	1	0	0	8	4.7	
WEST VIRGINIA	12/8/18	*	26	4-6	.667	0-0	.000	4-8	.500	5	4	9	6.5	3	1	5	3	1	12	5.4	
UNCW	12/18/18	*	26	8-11	.727	0-0	.000	0-0	.000	3	4	7	6.5	2	0	4	3	0	16	6.3	
SAINT FRANCIS (PA)	12/21/18	*	24	3-4	.750	0-0	.000	0-0	.000	1	4	5	6.4	2	0	6	2	0	6	6.2	
at Duquesne	12/29/18		25	4-7	.571	0-0	.000	2-4	.500	2	9	11	6.7	4	1	3	1	0	10	6.5	
at Notre Dame	01/03/19	*	17	0-3	.000	0-0	.000	0-2	.000	3	1	4	6.5	3	0	2	0	1	0	6.1	
at #8 NC State	01/10/19	*	21	3-6	.500	0-0	.000	0-0	.000	2	3	5	6.4	3	0	1	1	1	6	6.1	
BOSTON COLLEGE	1/13/19	*	24	2-8	.250	0-0	.000	1-4	.250	3	2	5	6.4	3	0	2	1	1	5	6.0	
SYRACUSE	1/17/19	*	16	2-5	.400	0-0	.000	1-2	.500	3	4	7	6.4	4	0	0	0	1	0	5.9	
CLEMSON	1/20/19	*	26	2-3	.667	0-0	.000	3-7	.429	3	1	4	6.3	2	0	2	0	1	7	6.0	
VIRGINIA	1/24/19	*	26	8-14	.571	0-0	.000	2-6	.333	0	3	3	6.1	4	0	1	2	1	18	6.6	
at Louisville	01/27/19	*	11	1-4	.250	0-0	.000	1-2	.500	1	0	1	5.9	5	0	2	1	0	3	6.4	
VIRGINIA TECH	1/31/19	*	26	3-5	.600	0-0	.000	0-0	.000	1	2	3	5.7	3	0	1	3	0	6	6.4	
at Duke	2-3-19	*	20	4-7	.571	0-0	.000	1-4	.250	2	2	4	5.7	4	0	4	2	1	9	6.5	
at Georgia Tech	02/07/19	*	27	4-10	.400	0-0	.000	3-9	.333	4	7	11	5.9	4	0	2	0	0	11	6.7	
MIAMI	02/10/19	*	22	4-10	.400	0-0	.000	0-0	.000	3	1	4	5.8	3	0	1	0	0	8	6.8	
NORTH CAROLINA	2/14/19	*	19	2-3	.667	0-0	.000	0-0	.000	1	4	5	5.8	5	1	1	0	0	4	6.7	
at Florida State	02/17/19	*	26	3-9	.333	0-0	.000	2-3	.667	2	6	8	5.9	2	0	2	0	1	8	6.7	
at Syracuse	02/21/19	*	18	0-5	.000	0-0	.000	0-0	.000	0	1	1	5.7	0	0	1	0	0	0	6.5	
at Wake Forest	02/28/19		22	4-7	.571	0-0	.000	1-4	.250	4	3	7	5.7	4	0	3	0	1	9	6.6	
Totals			24	614	80-172	.465	0-0	.000	30-77	.390	63	103	166	5.7	83	8	59	31	12	190	6.6

Games played: 29
Minutes/game: 21.2
Points/game: 6.6
FG Pct: 46.5
FT Pct: 39.0

Rebounds/game: 5.7
Assists/game: 0.3
Turnovers/game: 2.0
Assist/turnover ratio: 0.1
Steals/game: 0.4
Blocks/game: 1.1

CAREER STATS

			Total		3-Point		F-Throws		Rebounds										Scoring	
Season	gp-gs	min/avg	fg-fga	pct	fg-fga	pct	ft-fa	pct	off	def	tot	avg	pf	fo	ast	to	blk	stl	pts	avg
2017-18	14-0	79/5.6	2-7	.286	0-0	.000	3-4	.750	8	11	19	1.4	10	0	2	5	4	2	7	0.5
2018-19	29-24	614/21.2	80-172	.465	0-0	.000	30-77	.390	63	103	166	5.7	83	2	8	59	31	12	190	6.6
TOTAL	43-24	693/16.1	82-179	.458	0-0	.000	33-81	.407	71	114	185	4.3	93	2	10	64	35	14	197	4.6



TEHYA LYONS <<

12 | GUARD | 5-7 | FRESHMAN
NORCROSS, GA. | NORCROSS HS

BIO HIGHLIGHTS

HIGH SCHOOL:

Three-star recruit according to ESPN scouting profiles, ranked No. 28 at the guard position ... Three-time regional champion, state runner-up and scholar-athlete award recipient ... Named to the GA Region 7A Team of the Year, the GA Region 7A first team, the Gwinnett All-County Tip-Off Club Team, the Atlanta Journal Constitution All-State Region 7A second team and the 2017 Georgia Athletic Coaches Association All-Star Team (North) ... Maintained a 3.3 GPA at Norcross High School.

PERSONAL:

Born Aug. 18, 2000.

2018-19 SEASON HIGHS

- PTS: --
- REBS: --
- FGM: --
- 3FGM: --
- FTM: --
- ASSTS: --
- BLKS: --
- STLS: --
- MINS: --

CAREER HIGHS

- PTS: --
- REBS: --
- FGM: --
- 3FGM: --
- FTM: --
- ASSTS: --
- BLKS: --
- STLS: --
- MINS: --

2018-19 SEASON

PRODUCTION TRACKER

CAREER

--10+ POINTS.....	--
--30+ MINUTES.....	--
--LED PITT IN REBOUNDS.....	--
--LED PITT IN ASSISTS.....	--



KYLA NELSON <<

13 | GUARD | 5-11 | SOPHOMORE
 WORTHING, ENGLAND | OAKLANDS COLLEGE

BIO HIGHLIGHTS

AS A FRESHMAN (2017-18):

Appeared in all 30 games, starting nine, including the first two of her Pitt career ... Started and scored a season-high 14 points at No. 10/11 West Virginia (Dec. 7) ... Recorded season highs of six rebounds and six assists against Arkansas State (Nov. 25) ... Hit a season-high three 3-pointers in three games (vs. Arkansas State, Nov. 25; vs. Wisconsin, Nov. 29; at Virginia Tech, Jan. 11) ... Tied for second on the team with 30 threes this season ... Back-to-back double-figure scoring games (10 at Fordham, Dec. 3; 14 at No. 10/11 West Virginia, Dec. 7).

PRIOR TO PITT:

Captain of the Great Britain Senior Women's national team and led the squad to a fifth place finish at the 2016 FIBA U20 Women's Division B European Championships in Podgorica, Montenegro ... Captained Great Britain's U18 national team in 2015 ... Led Oaklands College with 16.1 points per game while averaging 3.7 rebounds and 2.0 assists in 2016-17 ... 2017 Women's Elite Academy Basketball League (WEABL) All-South First Team ... Back-to-back WEABL Player of the Week ... Helped Oaklands reach an undefeated season in 2014-15 and capped the campaign with the Women's National Trophy ... Named Most Valuable Player of the 2015 championship game: a 73-54 win with team highs of 19 points and nine rebounds.

PERSONAL:

Born Nov. 30, 1997 ... Daughter of Steve and Sarah ... Older brother, Luke, played basketball at UC Irvine ... Enrolled in the Dietrich School of Arts and Sciences.

>> NOTES

- Has started eight games this season for the Panthers
- Has made at least one three-pointer in 22 of the Panthers 29 games this season
- Netted a season-high 12 points and a career-high four three-pointers in the win over New Orleans
- Has scored in double figures a career-high five times this season
- **Last appearance:** Started at Wake Forest - 24 mins, 9 pts, 3 rebs, 1 asst

2018-19 SEASON HIGHS

- **PTS:** 12, vs. New Orleans, 11/9/18
- **REBS:** 6, 2x, last at Duquesne, 12/29/18
- **FGM:** 4, 2x, last vs. UNCW (12/18/18)
- **3FGM:** 4, vs. New Orleans, 11/9/18
- **FTM:** 2, 2x, last at Northwestern, 11/29/18
- **ASSTS:** 3, 3x, last at #18 Syracuse, 2/21/19
- **BLKS:** 1, 4x, last vs. Virginia, 1/24/19
- **STLS:** 2, 2x, at Northwestern, 11/29/18
- **MINS:** 29, vs. Arkansas, 11/24/18

CAREER HIGHS

- **PTS:** 14, at No. 10/11 West Virginia, 12/7/17
- **REBS:** 6, 3x, last at Duquesne, 12/29/18
- **FGM:** 5, at No. 10/11 West Virginia, 12/7/17
- **3FGM:** 4, vs. New Orleans, 11/9/18
- **FTM:** 5, vs. Youngstown State, 11/10/17
- **ASSTS:** 6, vs. Arkansas State, 11/25/17
- **BLKS:** 1, 5x, last vs. Virginia, 1/24/19
- **STLS:** 3, 2x, last at Clemson, 2/1/18
- **MINS:** 36, vs. (RV) Georgia Tech, 1/14/18

2018-19 SEASON

5	10+ POINTS	CAREER
.....	7
1	30+ MINUTES	
.....	2
1	LED PITT IN REBOUNDS	
.....	2
1	LED PITT IN ASSISTS	
.....	2

2018-19 GAME-BY-GAME STATS

				Total		3-Pointers		Free throws		Rebounds														
Opponent	Date	gs	min	fg	fga	pct	3fg	3fga	pct	ft	fta	pct	off	def	tot	avg	pf	a	t/o	blk	stl	pts	avg	
UCF	11/7/18	23	2-3	.667	1-2	.500	2-2	1.000	3	3	6	6.0	2	1	3	1	0	7	7.0					
NEW ORLEANS	11/9/18	22	4-5	.800	4-5	.800	0-0	.000	1	1	2	4.0	4	1	1	0	2	12	9.5					
YOUNGSTOWN STATE	11/13/18	17	1-2	.500	1-1	1.000	0-0	.000	1	0	1	3.0	1	1	1	0	0	3	7.3					
CINCINNATI	11/16/18	*	19	0-6	.000	0-3	.000	0-0	.000	2	1	3	3.0	2	0	3	0	0	0	5.5				
at Georgetown	11/19/18	18	2-5	.400	2-4	.500	0-0	.000	0	1	1	2.6	3	2	3	1	0	6	5.6					
vs Wisconsin	11/23/18	*	24	1-3	.333	1-2	.500	0-0	.000	1	1	2	2.5	2	1	4	0	1	3	5.2				
vs Arkansas	11/24/18	*	29	1-6	.167	1-3	.333	0-2	.000	0	2	2	2.4	2	1	1	0	0	3	4.9				
vs Tennessee State	11/25/18	*	21	3-3	1.000	3-3	1.000	0-0	.000	0	2	2	2.4	0	3	0	0	0	9	5.4				
at Northwestern	11/29/18	*	25	3-8	.375	2-6	.333	2-2	1.000	1	2	3	2.4	2	0	1	1	2	10	5.9				
FORDHAM	12/5/18	*	12	1-2	.500	1-2	.500	0-0	.000	0	1	1	2.3	0	0	1	0	0	3	5.6				
WEST VIRGINIA	12/8/18	*	22	2-8	.250	0-3	.000	0-0	.000	1	0	1	2.2	0	1	5	0	0	4	5.5				
UNCW	12/18/18	25	4-8	.500	2-5	.400	1-1	1.000	1	0	1	2.1	3	1	1	0	0	11	5.9					
SAINT FRANCIS (PA)	12/21/18	26	3-8	.375	0-5	.000	2-2	1.000	0	4	4	2.2	2	2	3	0	1	8	6.1					
at Duquesne	12/29/18	25	2-4	.500	2-3	.667	0-0	.000	1	5	6	2.5	1	0	3	0	0	6	6.1					
at Notre Dame	01/03/19	23	2-8	.250	2-6	.333	0-0	.000	0	1	1	2.4	3	1	3	0	1	6	6.1					
at #8 NC State	01/10/19	22	2-6	.333	2-5	.400	0-0	.000	0	0	0	2.3	2	1	4	0	0	6	6.1					
BOSTON COLLEGE	1/13/19	14	2-5	.400	1-4	.250	0-0	.000	1	2	3	2.3	2	0	0	0	0	5	6.0					
SYRACUSE	1/17/19	21	2-10	.200	2-7	.286	0-0	.000	0	2	2	2.3	2	0	0	0	0	6	6.0					
CLEMSON	1/20/19	20	2-5	.400	2-4	.500	0-0	.000	1	0	1	2.2	3	3	4	0	0	6	6.0					
VIRGINIA	1/24/19	13	1-1	1.000	0-0	.000	1-1	1.000	1	1	2	2.2	0	1	1	1	0	3	5.9					
at Louisville	01/27/19	22	4-8	.500	2-4	.500	2-2	1.000	2	1	3	2.2	2	0	0	0	0	12	6.1					
VIRGINIA TECH	1/31/19	23	4-6	.667	2-4	.500	0-0	.000	1	1	2	2.2	2	0	2	0	0	10	6.3					
at Duke	2-3-19	20	2-8	.250	1-4	.250	0-0	.000	2	3	5	2.3	0	1	1	0	0	5	6.3					
at Georgia Tech	02/07/19	9	0-1	.000	0-1	.000	0-0	.000	0	0	0	2.3	0	1	1	0	0	0	6.0					
MIAMI	02/10/19	18	0-5	.000	0-5	.000	2-2	1.000	1	0	1	2.2	1	0	0	0	0	2	5.8					
NORTH CAROLINA	2/14/19	10	1-2	.500	1-2	.500	0-0	.000	0	0	0	2.1	2	1	2	0	0	3	5.7					
at Florida State	02/17/19	dnp	-	-	-	-	-	-	-	-	-	-	-	-	-	-	-	-	-					
at Syracuse	02/21/19	23	3-4	.750	2-3	.667	0-0	.000	2	2	4	2.2	1	3	0	0	0	8	5.8					
at Wake Forest	02/28/19	*	24	3-5	.600	2-2	1.000	1-4	.250	1	2	3	2.2	1	1	1	0	0	9	5.9				
Totals		8	570	57-145	.393	39-98	.398	13-18	.722	24	38	62	2.2	45	28	49	4	7	166	5.9				

Games played: 28
 Minutes/game: 20.4
 Points/game: 5.9
 FG Pct: 39.3
 3FG Pct: 39.8
 FT Pct: 72.2

Rebounds/game: 2.2
 Assists/game: 1.0
 Turnovers/game: 1.8
 Assist/turnover ratio: 0.6
 Steals/game: 0.3
 Blocks/game: 0.1

CAREER STATS

			Total		3-Point		F-Throws		Rebounds										Scoring	
Season	gp-gs	min/avg	fg-fga	pct	fg-fga	pct	ft-fta	pct	off	def	tot	avg	pf	fo	ast	to	blk	stl	pts	avg
2017-18	30-9	570/19.0	45-167	.269	30-105	.286	14-18	.778	8	37	45	1.5	51	2	48	56	2	13	134	4.5
2018-19	28-8	570/20.4	57-145	.393	39-98	.398	13-18	.722	24	38	62	2.2	45	0	28	49	4	7	166	5.9
TOTAL	58-17	1140/19.7	102-312	.327	69-203	.340	27-36	.750	32	75	107	1.8	96	2	76	105	6	20	300	5.2



KAUAI BRADLEY <<

14 | G/F | 6-0 | SENIOR

CHICAGO, ILL. | MARIAN CATHOLIC HS

BIO HIGHLIGHTS

AS A JUNIOR (2017-18):

One of five Panthers to appear in all 30 games ... Joined the starting lineup for the first time this season against Penn State (Dec. 17) and produced a season-high 15 points with a career-high four 3-pointers ... Remained in the starting lineup ever since that game (20 starts) ... Four double-figure scoring outings ... Led the team in scoring against Penn State (Dec. 17) and at Syracuse (Jan 21) ... Second on the team with 1.6 steals per game.

AS A SOPHOMORE (2016-17):

Started 27 of 30 games ... Second on the team with two double-doubles - against Mount St. Mary's (16 points, 10 rebounds, Nov. 12) and North Carolina (17 points, 10 rebounds, Jan. 15) - marking career highs against the Tar Heels ... Seven double-figure scoring outings ... Led the Panthers with 1.7 steals per game ... Dished out a career-high seven assists against Slippery Rock (Nov. 23) ... Grabbed a career-high five steals against Loyola Chicago (Nov. 17) ... Blocked a career-high four shots against Youngstown State (Nov. 14).

AS A FRESHMAN (2015-16):

Played in 27 of 31 games ... Averaged 1.6 points and 1.8 rebounds per game ... Scored a career-high 11 points in the season opener vs. Wagner ... Grabbed a career-best seven rebounds in 21 minutes at Syracuse ... Tallied six points, four rebounds, three steals and three blocks in a win against Delaware State.

HIGH SCHOOL:

Rated the 16th best position player according to ESPN ... Received a four-star rating by Prospectnation.com ... Helped lead Marian Catholic to the 2013 Illinois 4A State Title as the Spartans finished with an overall record of 33-1 ... Named a McDonalds All-American nominee her senior season ... Finished third in the state her junior campaign ... Her team was both Conference and Sectional Champions during her senior campaign ... A finalist for the USA Basketball U17 national team ... Two-time Northwest Indiana Times All-Area Second team selection ... Played her AAU ball for Mac Irvin Fire ... Also played volleyball in high school.

PERSONAL:

Born Sept. 14, 1996 ... Daughter of Andre and Stella Bradley ... Cousin Mo Williams most recently played for the Cleveland Cavaliers ... Major is legal studies.

NOTES

- Scored a career-high 17 points, six rebounds, three blocks, two steals and an assist against Clemson (1/20/19)
- Finished off the win over North Carolina (2/14/19) with 15 points, eight rebounds and a season-high five assists
- Grabbed a career-high 13 rebounds and added seven points in the road win over Northwestern (11/29/18)
- Has played 30+ minutes in six of the last 10 games
- **Last appearance:** Started her 21st game of the season at Wake Forest - 25 mins, 2 pts, 2 rebs, 3 assts, 2 stls

2018-19 SEASON HIGHS

- **PTS:** 17, vs. Clemson, 1/20/19
- **REBS:** 13 at Northwestern, 11/29/18
- **FGM:** 6, vs. Clemson, 1/20/19
- **3FGM:** 3, 4x, last vs. North Carolina, 2/14/19
- **FTM:** 4 vs. West Virginia, 12/8/18
- **ASSTS:** 5, 2x; last vs. North Carolina, 2/14/19
- **BLKS:** 3, 3x, last vs. Clemson, 1/20/19
- **STLS:** 5, 2x, last vs. Boston College, 1/13/19
- **MINS:** 39, vs. Clemson, 1/20/19

CAREER HIGHS

- **PTS:** 17, 2x, last vs. Clemson, 1/20/19
- **REBS:** 13, at Northwestern, 11/29/18
- **FGM:** 7, vs. North Carolina, 1/15/17
- **3FGM:** 4, vs. Penn State, 12/17/17
- **FTM:** 6, at No. 10/11 West Virginia, 12/7/17
- **ASSTS:** 7, 2x, last vs. Chicago State, 12/31/17
- **BLKS:** 4, vs. Youngstown State, 11/14/16
- **STLS:** 6, at No. 10/11 West Virginia, 12/7/17
- **MINS:** 39, 2x, last vs. Clemson, 1/20/19

2018-19 SEASON

	PRODUCTION TRACKER	CAREER
5.....	10+ POINTS.....	17
2.....	10+ REBOUNDS.....	4
11.....	30+ MINUTES.....	31
3.....	LED PITT IN POINTS.....	8

2018-19 GAME-BY-GAME STATS

Opponent	Date	gs	min	Total		3-Pointers		Free throws		Rebounds											
				fg-fga	pct	3fg-fga	pct	ft-fga	pct	off	def	tot	avg	pf	a	t/o	blk	stl	pts	avg	
UCF	11/7/18	*	31	4-6	.667	1-1	1.000	0-0	.000	2	1	3	3.0	4	2	1	1	1	9	9.0	
NEW ORLEANS	11/9/18	*	18	1-4	.250	1-1	1.000	0-0	.000	3	4	7	5.0	2	2	3	0	3	3	6.0	
YOUNGSTOWN STATE	11/13/18	*	21	1-4	.250	0-1	.000	2-2	1.000	1	2	3	4.3	2	4	2	3	3	4	5.3	
CINCINNATI	11/16/18		20	0-4	.000	0-1	.000	0-0	.000	0	2	2	3.8	1	1	3	1	1	0	4.0	
at Georgetown	11/19/18		12	0-1	.000	0-0	.000	0-0	.000	0	0	0	3.0	2	1	1	0	0	0	3.2	
vs Wisconsin	11/23/18		18	0-1	.000	0-0	.000	1-2	.500	0	1	1	2.7	3	0	1	0	2	1	2.8	
vs Arkansas	11/24/18		16	2-5	.400	1-3	.333	0-0	.000	1	3	4	2.9	4	1	4	0	0	5	3.1	
vs Tennessee State	11/25/18		31	2-4	.500	1-1	1.000	2-2	1.000	4	6	10	3.8	4	1	3	0	1	7	3.6	
at Northwestern	11/29/18		26	3-7	.429	0-3	.000	1-2	.500	3	10	13	4.8	4	0	3	0	1	7	4.0	
FORDHAM	12/5/18		34	4-7	.571	3-5	.600	2-4	.500	1	4	5	4.8	3	0	1	0	2	13	4.9	
WEST VIRGINIA	12/8/18		35	1-4	.250	0-2	.000	4-4	1.000	1	5	6	4.9	3	1	2	0	3	6	5.0	
UNCW	12/18/18	*	26	0-4	.000	0-1	.000	1-2	.500	1	3	4	4.8	1	0	0	2	3	1	4.7	
SAINT FRANCIS (PA)	12/21/18	*	36	3-8	.375	0-3	.000	2-2	1.000	3	5	8	5.1	4	5	7	3	5	8	4.9	
at Duquesne	12/29/18	*	23	2-8	.250	1-3	.333	0-2	.000	0	2	2	4.9	3	0	1	1	3	5	4.9	
at Notre Dame	01/03/19	*	19	3-8	.375	2-3	.667	0-0	.000	0	2	2	4.7	3	1	1	0	0	8	5.1	
at #8 NC State	01/10/19	*	27	3-9	.333	1-5	.200	1-2	.500	1	2	3	4.6	4	1	2	0	2	8	5.3	
BOSTON COLLEGE	1/13/19	*	38	2-8	.250	0-2	.000	2-2	1.000	3	4	7	4.7	5	2	2	2	5	6	5.4	
SYRACUSE	1/17/19	*	26	1-6	.167	1-4	.250	0-2	.000	0	3	3	4.6	3	3	2	0	0	3	5.2	
CLEMSON	1/20/19	*	39	6-17	.353	3-9	.333	2-2	1.000	1	5	6	4.7	5	1	6	3	2	17	5.8	
VIRGINIA	1/24/19	*	33	3-8	.375	2-5	.400	2-2	1.000	0	7	7	4.8	4	2	1	0	0	10	6.1	
at Louisville	01/27/19	*	32	4-15	.267	2-10	.200	1-3	.333	2	4	6	4.9	3	0	3	0	0	11	6.3	
VIRGINIA TECH	1/31/19	*	29	1-3	.333	1-1	1.000	0-2	.000	0	6	6	4.9	3	1	4	1	3	3	6.1	
at Duke	2-3-19	*	35	1-5	.200	0-1	.000	0-0	.000	1	3	4	4.9	2	2	2	2	1	2	6.0	
at Georgia Tech	02/07/19	*	30	3-9	.333	3-7	.429	0-0	.000	2	1	3	4.8	4	4	2	0	1	9	6.1	
MIAMI	02/10/19	*	25	0-6	.000	0-5	.000	1-2	.500	1	5	6	4.8	3	0	3	2	1	1	5.9	
NORTH CAROLINA	2/14/19	*	36	5-9	.556	3-6	.500	2-2	1.000	1	7	8	5.0	3	5	1	0	1	15	6.2	
at Florida State	02/17/19	*	24	1-7	.143	0-4	.000	1-2	.500	2	1	3	4.9	5	0	2	0	1	3	6.1	
at Syracuse	02/21/19	*	25	1-5	.200	0-3	.000	2-2	1.000	0	6	6	4.9	4	4	3	0	3	4	6.0	
at Wake Forest	02/28/19	*	25	1-3	.333	0-1	.000	0-0	.000	1	1	2	4.8	3	3	3	2	2	2	5.9	
Totals			21	790	58-185	.314	26-91	.286	29-45	.644	35	105	140	4.8	94	47	69	23	50	171	5.9

Games played: 29
Minutes/game: 27.2
Points/game: 5.9
FG Pct: 31.4
3FG Pct: 28.6
FT Pct: 64.4

Rebounds/game: 4.8
Assists/game: 1.6
Turnovers/game: 2.4
Assist/turnover ratio: 0.7
Steals/game: 1.7
Blocks/game: 0.8

CAREER STATS

CAREER STATS																					
			Total		3-Point		F-Throws		Rebounds											Scoring	
Season	gp-gs	min/avg	fg-fga	pct	fg-fga	pct	ft-fa	pct	off	def	tot	avg	pf	fo	ast	to	blk	stl	pts	avg	
2015-16	27-0	292/10.8	13-48	.271	7-20	.350	10-17	.588	7	42	49	1.8	42	1	18	26	9	19	43	1.6	
2016-17	30-27	781/26.0	67-188	.356	35-111	.315	23-34	.676	19	106	125	4.2	79	0	78	53	28	51	192	6.4	
2017-18	30-20	746/24.9	43-159	.270	27-101	.267	23-37	.622	28	83	111	3.7	60	2	71	57	26	49	136	4.5	
2018-19	29-21	790/27.2	58-185	.314	26-91	.286	29-45	.644	35	105	140	4.8	94	3	47	69	23	50	171	5.9	
TOTAL	116-68	2609/22.5	181-580	.312	95-323	.294	85-133	.639	89	336	425	3.7	275	6	214	205	86	169	542	4.7	



PIKA RODRIGUEZ <<

20 | GUARD | 5-11 | SOPHOMORE
HARTFORD, CONN. | CAPITAL PREP MAGNET SCHOOL

BIO HIGHLIGHTS

AS A FRESHMAN (2017-18):

Made her first appearance as a Panther against Towson (Nov. 19) and saw action in 22 games ... Posted a season 3-point field goal percentage of .411 (30-of-73) ... Went 2-of-4 from 3-point range and 2-of-2 from the free throw line in her first collegiate game against Towson ... All but two (30-of-32) of her made field goals were from 3-point range ... Poured in a season-high 17 points at Virginia (Dec. 28), including a season-best five 3-pointers ... Four double-figure scoring outings ... Played a season-high 27 minutes at Syracuse (Jan. 21).

HIGH SCHOOL:

Led Capital Prep to three consecutive Connecticut State Championships ... As a junior, she reached the 1,000-point milestone for her career, averaging 17 points and five rebounds per game ... Received all-state second team honors from the New Haven Register in 2016 and earned all-conference second team honors for the 2015 Constitution State Conference Central Division ... Played on the Puerto Rican U18 National Team, garnering All-FIBA Americas first team honors in 2016 ... Played for the Puerto Rican U19 National team at the FIBA World Cup in 2017 and led the team with 14.6 points per game.

PERSONAL:

Born March 20, 1999 ... Daughter of Carlos and Melissa ... Has an older brother, Romeo, and younger siblings Neo, Antonio, Heaven and Dante ... Enrolled in the Dietrich School of Arts and Sciences.

NOTES

- All but two of her made field goals in 2017-18 were from long range (30 of 32, 94 percent).
- Hit five 3-pointers en route to a season-high 17 points at Virginia (12/28/17).
- Saw action in 22 games as a freshman in 2017-18.
- Posted four double-figure scoring outings.
- **Last appearance:** vs. Wake Forest (ACC Tournament, 2/28/18) - 4 minutes off the bench.

2017-18 SEASON HIGHS

- **PTS:** 17, at Virginia, 12/28/17
- **REBS:** 2, twice, last vs. Bucknell, 12/20/17
- **FGM:** 6, at Virginia, 12/28/17
- **3FGM:** 5, at Virginia, 12/28/17
- **FTM:** 3, at Clemson, 2/1/18
- **ASSTS:** 2, vs. Arkansas State, 11/25/17
- **BLKS:** N/A
- **STLS:** 1, 5x, last at (RV/RV) Miami, 2/15/18
- **MINS:** 27, at (RV/RV) Syracuse, 1/21/18

CAREER HIGHS

- **PTS:** 17, at Virginia, 12/28/17
- **REBS:** 2, twice, last vs. Bucknell, 12/20/17
- **FGM:** 6, at Virginia, 12/28/17
- **3FGM:** 5, at Virginia, 12/28/17
- **FTM:** 3, at Clemson, 2/1/18
- **ASSTS:** 2, vs. Arkansas State, 11/25/17
- **BLKS:** N/A
- **STLS:** 1, 5x, last at (RV/RV) Miami, 2/15/18
- **MINS:** 27, at (RV/RV) Syracuse, 1/21/18

2017-18 SEASON

2017-18 SEASON	PRODUCTION TRACKER	CAREER
4	10+ POINTS	4
--	20+ POINTS	--
--	10+ REBOUNDS	--
2	LED PITT IN POINTS	2

2017-18 GAME-BY-GAME STATS

Opponent	Date	gs	min	Total		3-Pointers		Free throws		Rebounds				pf	a	t/o	blk	stl	pts	avg
				fg-fga	pct	3fg-fga	pct	ft-fa	pct	off	def	tot	avg							
YOUNGSTOWN STATE	11/10/17	dnp		-	-	-	-	-	-	-	-	-	-	-	-	-	-	-	-	
CORNELL	11/13/17	dnp		-	-	-	-	-	-	-	-	-	-	-	-	-	-	-	-	
DUQUESNE	11/16/17	dnp		-	-	-	-	-	-	-	-	-	-	-	-	-	-	-	-	
TOWSON	11/19/17	7	2-4	.500	2-4	.500	2-2	1.000	0	0	0	0.0	0	0	0	0	0	8	8.0	
at Cincinnati	11/21/17	10	2-4	.500	2-4	.500	0-0	.000	0	2	2	1.0	1	0	0	0	0	6	7.0	
ARKANSAS STATE	11/25/17	9	4-6	.667	3-4	.750	0-0	.000	0	0	0	0.7	0	2	0	0	1	11	8.3	
WISCONSIN	11/29/17	14	3-4	.750	3-4	.750	0-0	.000	0	0	0	0.5	0	0	1	0	0	9	8.5	
at Fordham	12/3/17	9	0-2	.000	0-1	.000	0-0	.000	0	0	0	0.4	0	1	0	0	0	0	6.8	
at West Virginia	12-7-17	3	0-1	.000	0-1	.000	0-0	.000	0	1	1	0.5	0	0	0	0	0	0	5.7	
UNCW	12/09/17	19	4-6	.667	4-6	.667	0-0	.000	0	0	0	0.4	3	1	2	0	0	12	6.6	
PENN STATE	12/17/17	4	0-2	.000	0-2	.000	0-0	.000	0	1	1	0.5	0	0	1	0	0	0	5.8	
BUCKNELL	12/20/17	15	2-4	.500	2-4	.500	0-0	.000	0	2	2	0.7	0	1	1	0	0	6	5.8	
at Virginia	12/28/17	26	6-10	.600	5-8	.625	0-0	.000	0	0	0	0.6	3	1	0	0	1	17	6.9	
CHICAGO STATE	12/31/17	19	3-11	.273	3-10	.300	0-0	.000	1	0	1	0.6	0	1	0	0	0	9	7.1	
WAKE FOREST	01/04/18	7	0-2	.000	0-2	.000	0-0	.000	0	0	0	0.6	1	0	1	0	0	0	6.5	
at North Carolina	01/07/18	dnp		-	-	-	-	-	-	-	-	-	-	-	-	-	-	-	-	
at Virginia Tech	01/11/18	9	0-3	.000	0-3	.000	0-0	.000	0	0	0	0.5	0	0	0	0	0	0	6.0	
GEORGIA TECH	01/14/18	1	0-0	.000	0-0	.000	0-0	.000	0	0	0	0.5	0	1	0	0	0	0	5.6	
LOUISVILLE	01/18/18	dnp		-	-	-	-	-	-	-	-	-	-	-	-	-	-	-	-	
at Syracuse	01/21/18	27	2-6	.333	2-6	.333	0-0	.000	0	1	1	0.5	0	0	0	0	1	6	5.6	
NOTRE DAME	01/25/18	18	4-10	.400	4-10	.400	0-0	.000	0	0	0	0.5	0	0	1	0	0	12	6.0	
DUKE	01/28/18	6	0-1	.000	0-1	.000	0-0	.000	0	1	1	0.5	1	0	1	0	0	0	5.6	
at Clemson	2/1/18	11	0-1	.000	0-1	.000	3-4	.750	0	1	1	0.6	0	1	1	0	1	3	5.5	
FLORIDA STATE	02/04/18	dnp		-	-	-	-	-	-	-	-	-	-	-	-	-	-	-	-	
at Boston College	2/11/18	4	0-1	.000	0-1	.000	0-0	.000	0	0	0	0.5	0	0	0	0	0	0	5.2	
at Miami	02/15/18	2	0-0	.000	0-0	.000	0-0	.000	0	0	0	0.5	0	0	0	0	1	0	5.0	
SYRACUSE	02/19/18	dnp		-	-	-	-	-	-	-	-	-	-	-	-	-	-	-	-	
NC STATE	02/22/18	dnp		-	-	-	-	-	-	-	-	-	-	-	-	-	-	-	-	
at Louisville	2/25/18	2	0-0	.000	0-0	.000	0-0	.000	0	0	0	0.5	0	0	1	0	0	0	4.7	
vs Wake Forest	02/28/18	4	0-1	.000	0-1	.000	0-0	.000	0	0	0	0.5	0	0	0	0	0	0	4.5	
Totals		0	226	32-79	.405	30-73	.411	5-6	.833	1	9	10	0.5	9	9	10	0	5	99	4.5

CAREER STATS

			Total		3-Point		F-Throws		Rebounds									Scoring		
Season	gp-gs	min/avg	fg-fga	pct	fg-fga	pct	ft-fa	pct	off	def	tot	avg	pf	fo	ast	to	blk	stl	pts	avg
2017-18	22-0	226/10.3	32-79	.405	30-73	.411	5-6	.833	1	9	10	0.5	9	0	9	10	0	5	99	4.5
TOTAL	22-0	226/10.3	32-79	.405	30-73	.411	5-6	.833	1	9	10	0.5	9	0	9	10	0	5	99	4.5



JAALA HENRY <<

22 | FORWARD | 6-3 | SOPHOMORE

RIVERDALE, MD. | NATIONAL CHRISTIAN ACADEMY

BIO HIGHLIGHTS

AS A FRESHMAN (2017-18):

Made her first appearance as a Panther against Cornell (Nov. 11) and saw action in 23 games ... Scored her first collegiate points against Towson (Nov. 19), contributing four points, four rebounds and two blocks against the Tigers ... Tied a season high with four points at No. 10/11 West Virginia (Dec. 7) and played a season-high 22 minutes.

HIGH SCHOOL:

Named the No. 39 best prospect in the nation by All Star Girls Report ... ESPN ranked her No. 16 for her position and gave her a No. 90 scout grade ... Landed a top-30 ranking for her position by Dan Olson ... Was invited to play with the USA Basketball Women's U16 National Team in 2015.

PERSONAL:

Born April 22, 1999 ... Daughter of Lamont and Jackie ... Has three sisters and two brothers ... Major is psychology.

NOTES

- Recorded a career-high five points two times this season, 11/9/18 vs. New Orleans and 12/21/18 vs. Saint Francis (PA)
- Grabbed a career-best nine rebounds in the game at #4 Louisville
- Played a season-high 16 minutes against #2 Notre Dame.
- Played a career-high 22 minutes twice last season, last against Wake Forest in the ACC Tournament (2/28/18).
- Last appearance:** came off the bench at Wake Forest - 4 mins, 1 reb

2018-19 SEASON HIGHS

- PTS:** 5, 2x, last vs. Saint Francis (PA), 12/21/18
- REBS:** 9 at #4 Louisville, 1/27/19
- FGM:** 2, 2x, last vs. Saint Francis (PA), 12/21/18
- 3FGM:** -
- FTM:** 1, 4x; last vs. North Carolina, 2/14/19
- ASSTS:** 1, 5x, last vs. North Carolina, 2/14/19
- BLKS:** 3 vs. #25 Miami, 2/10/19
- STLS:** 1, 8x, last at #21 Florida State, 2/17/19
- MINS:** 21, at #4 Louis, 1/3/19

CAREER HIGHS

- PTS:** 5, 2x, last vs. Saint Francis (PA), 12/21/18
- REBS:** 9 at #4 Louisville, 1/27/19
- FGM:** 2, 3x, last vs. Saint Francis (PA), 12/21/18
- 3FGM:** -
- FTM:** 2, vs. Towson, 11/19/17
- ASSTS:** 1, 8x, last vs. North Carolina, 2/14/19
- BLKS:** 3 vs. #25 Miami, 2/10/19
- STLS:** 2, 2x, last vs. Wake Forest, 2/28/18
- MINS:** 22, 2x, last vs. Wake Forest, 2/28/18

2018-19 SEASON

PRODUCTION TRACKER

CAREER

.....DOUBLE-DOUBLES.....	-
.....10+ POINTS.....	-
.....20+ POINTS.....	-
.....10+REBOUNDS.....	-

2018-19 GAME-BY-GAME STATS

Opponent	Date	gs	min	Total		3-Pointers		Free throws		Rebounds				pf	a	t/o	blk	stl	pts	avg	
				fg	fga	pct	3fg	3fga	pct	ft	fta	pct	off								def
UCF	11/7/18	2	0-0	.000	0-0	.000	0-0	.000	0-0	.000	0	0	0	0.0	2	0	0	0	0	0.0	
NEW ORLEANS	11/9/18	12	2-2	1.000	0-0	.000	1-2	.500	2	4	6	3.0	1	1	0	2	0	5	2.5		
YOUNGSTOWN STATE	11/13/18	*	5	0-0	.000	0-0	.000	0-0	.000	0	0	0	2.0	1	0	1	0	0	1.7		
CINCINNATI	11/16/18	1	0-0	.000	0-0	.000	0-0	.000	0-0	.000	0	0	0	1.5	0	0	0	0	1.3		
at Georgetown	11/19/18	3	0-0	.000	0-0	.000	0-0	.000	0-0	.000	0	1	1	1.4	0	0	1	0	1.0		
vs Wisconsin	11/23/18	3	0-0	.000	0-0	.000	0-0	.000	0-0	.000	0	0	0	1.2	0	0	0	0	0.8		
vs Arkansas	11/24/18	1	0-0	.000	0-0	.000	0-0	.000	0-0	.000	0	1	1	1.1	1	0	1	0	0.7		
vs Tennessee State	11/25/18	7	0-2	.000	0-0	.000	1-2	.500	0	0	0	1.0	5	0	3	0	1	1	0.8		
FORDHAM	12/5/18	3	1-2	.500	0-0	.000	0-0	.000	0	1	1	1.0	0	0	0	0	0	2	0.9		
WEST VIRGINIA	12/8/18	9	0-2	.000	0-0	.000	0-0	.000	0	1	1	1.0	4	0	0	0	0	0	0.8		
UNCW	12/18/18	1	0-0	.000	0-0	.000	0-0	.000	0-0	.000	0	0	0	0.9	0	0	0	0	0.7		
SAINT FRANCIS (PA)	12/21/18	6	2-2	1.000	0-0	.000	1-5	.200	1	0	1	0.9	1	0	0	0	1	5	1.1		
at Duquesne	12/29/18	dnp	-	-	-	-	-	-	-	-	-	-	-	-	-	-	-	-	-		
at Notre Dame	01/03/19	16	1-2	.500	0-0	.000	0-0	.000	0-0	.000	2	3	5	1.2	0	0	2	0	1	2	1.2
at #8 NC State	01/10/19	4	0-1	.000	0-0	.000	0-0	.000	0-0	.000	1	1	2	1.3	0	0	0	1	0	1.1	
BOSTON COLLEGE	1/13/19	3	0-0	.000	0-0	.000	0-0	.000	0-0	.000	0	0	0	1.2	0	0	1	0	0	1.0	
SYRACUSE	1/17/19	9	0-2	.000	0-0	.000	2-2	1.000	0	1	1	1.2	0	0	1	0	1	2	1.1		
CLEMSON	1/20/19	1	0-0	.000	0-0	.000	0-0	.000	0-0	.000	0	0	0	1.1	0	0	0	0	0	1.0	
VIRGINIA	1/24/19	dnp	-	-	-	-	-	-	-	-	-	-	-	-	-	-	-	-	-		
at Louisville	01/27/19	21	1-2	.500	0-0	.000	1-2	.500	3	6	9	1.6	3	1	2	0	2	3	1.1		
VIRGINIA TECH	1/31/19	7	1-1	1.000	0-0	.000	0-0	.000	0	0	0	1.5	2	0	0	1	0	2	1.2		
at Duke	2-3-19	13	2-2	1.000	0-0	.000	0-0	.000	1	1	2	1.5	0	1	0	0	0	4	1.3		
at Georgia Tech	02/07/19	6	1-1	1.000	0-0	.000	0-0	.000	0	0	0	1.4	1	0	0	0	1	2	1.3		
MIAMI	02/10/19	18	1-5	.200	0-0	.000	1-3	.333	0	3	3	1.5	3	1	0	3	0	3	1.4		
NORTH CAROLINA	2/14/19	17	0-1	.000	0-0	.000	1-5	.200	0	1	1	1.5	1	1	0	0	1	1	1.4		
at Florida State	02/17/19	15	0-2	.000	0-0	.000	0-0	.000	1	1	2	1.5	3	0	2	0	1	0	1.3		
at Syracuse	02/21/19	16	1-2	.500	0-0	.000	0-2	.000	0	2	2	1.5	3	0	0	0	0	2	1.4		
at Wake Forest	02/28/19	4	0-2	.000	0-0	.000	0-0	.000	1	0	1	1.5	0	0	0	0	0	0	1.3		
Totals		1	203	13-33	.394	0-0	.000	8-23	.348	12	27	39	1.5	31	5	14	6	10	34	1.3	
Games played: 26									Rebounds/game: 1.5												
Minutes/game: 7.8									Assists/game: 0.2												
Points/game: 1.3									Turnovers/game: 0.5												
FG Pct: 39.4									Assist/turnover ratio: 0.4												
FT Pct: 34.8									Steals/game: 0.4												
									Blocks/game: 0.2												

Games played: 26
Minutes/game: 7.8
Points/game: 1.3
FG Pct: 39.4
FT Pct: 34.8

Rebounds/game: 1.5
Assists/game: 0.2
Turnovers/game: 0.5
Assist/turnover ratio: 0.4
Steals/game: 0.4
Blocks/game: 0.2

CAREER STATS

Season	gp-gs	min/avg	Total		3-Point		F-Throws		Rebounds				pf	fo	ast	to	blk	stl	Scoring	
			fg	fga	pct	fg	fga	pct	ft	fta	pct	off	def	tot	avg				pts	avg
2017-18	23-0	241/10.5	6-23	.261	0-0	.000	3-12	.250	12	29	41	1.8	32	0	3	12	14	8	15	0.7
2018-19	26-1	203/7.8	13-33	.394	0-0	.000	8-23	.348	12	27	39	1.5	31	1	5	14	6	10	34	1.3
TOTAL	49-1	444/9.1	19-56	.339	0-0	.000	11-35	.314	24	56	80	1.6	63	1	8	26	20	18	49	1.0



ALAYNA GRIBBLE <<

23 | GUARD | 6-0 | JUNIOR
PITTSBURGH, PA. | NORWIN HS

NOTES

- Ranks 10th in program history for three-point field goals made (94).
- Played in the first five games of the season before sustaining an injury
- Netted a season-high 17 points including five three-pointers in the win over New Orleans
- **Last appearance:** came off the bench at Georgetown (11/19/18) -- 3 pts, 3 rebs

BIO HIGHLIGHTS

AS A SOPHOMORE (2017-18):

Started 14 of 22 games played ... Led team with 1.9 threes made per game ... Moved into Pitt's top 10 for career 3-pointers, reaching 88 to tie Shavonte Zellous (2005-09) ... Missed seven games due to a broken nose and concussion suffered in practice following the Panthers' game at Fordham (Dec. 3) ... Returned to action at North Carolina (Jan. 7) ... In her third game upon her return (vs. Georgia Tech, Jan. 14), tied the school record for single-game 3-pointers made for the second time in her career, hitting seven ... Tallied a career high with 29 points against the Yellow Jackets ... Her 29 points stands as the individual high performance by a Panther this season ... Six double-figure scoring outings.

AS A FRESHMAN (2016-17):

Appeared in 26 games, earning the first start of her career at Wake Forest, (Feb. 5) ... Missed three games early in the season due to plantar fasciitis ... Tied a program record with seven 3-pointers made at No. 24/21 Syracuse (Feb. 2) while pouring in a season-high 23 points against the Orange ... Led the Panthers with 1.8 3-pointers made per game ... Grabbed a season-high six rebounds in her first collegiate game against Mount St. Mary's (Nov. 12) ... Let Pitt in scoring in four contests ... Six double-figure scoring games.

HIGH SCHOOL:

One of the most decorated local products out of Norwin HS ... back-to-back WPIAL AAAA Girls Basketball Champion and Player of the Game for the WPIAL Championship ... all-time leading scorer at Norwin (1,782 points) ... McDonald's All-America nominee ... 2016 Pittsburgh Post-Gazette Player of the Year ... two-time Post-Gazette Fab Five and AAAA Player of the Year ... three-time Post-Gazette All-Section first team ... two-time Tribune-Review Player of the Year ... three-time-Tribune Review Terrific 10 ... winner of the 2016 Judge Driscoll Westmoreland County Scholar Athlete award ... two-time member of the AAAA PA Sports Writers All-State Team ... ranked No. 33 for her position and No. 188 overall by Prospects Nation ... ranked No. 55 for her position by ESPN ... ranked No. 196 by Blue Star Basketball ... graduated with honors and a 3.8 GPA ... member of National Honor Society, Interact Club and Senior Youth Ministry ... played volleyball her freshman year of high school ... volunteered with You've Got a Friend Day, working with special needs children ... also volunteered at church fairs and as a youth basketball coach ... won essay contests from the Society for Biomedical Research and VFW.

PERSONAL:

Born Dec. 5, 1997 ... Daughter of Dan and Dena Gribble ... Has two younger sisters, Olivia and Erica ... Major is accounting.

2018-19 SEASON HIGHS

- **PTS:** 17, vs. New Orleans, 11/9/18
- **REBS:** 6, vs. Cincinnati (11/16/18)
- **FGM:** 6, vs. New Orleans, 11/9/18
- **3FGM:** 5, vs. New Orleans, 11/9/18
- **FTM:** -
- **ASSTS:** 2, vs. New Orleans, 11/9/18
- **BLKS:** 1, vs. New Orleans, 11/9/18
- **STLS:** 1, twice, last vs. YSU, 11/13/18
- **MINS:** 16, vs. New Orleans, 11/9/18

CAREER HIGHS

- **PTS:** 29, vs. (RV) Georgia Tech, 1/14/18
- **REBS:** 6, twice, last vs. Cincinnati (11/16/18)
- **FGM:** 9, vs. (RV) Georgia Tech, 1/14/18
- **3FGM:** 7, twice, last vs. (RV) Georgia Tech, 1/14/18
- **FTM:** 4, vs. (RV) Georgia Tech, 1/14/18
- **ASSTS:** 4, vs. Syracuse, 2/19/18
- **BLKS:** 2, twice, last vs. Duquesne, 11/16/17
- **STLS:** 3, vs. No. 2/2 Louisville, 1/18/18
- **MINS:** 35, twice, last at (RV) Wake Forest, 2/5/17

2018-19 SEASON

	PRODUCTION TRACKER	CAREER
1	10+ POINTS	14
-	20+ POINTS	2
-	30+ MINUTES	9
-	LED PITT IN POINTS	7

2018-19 GAME-BY-GAME STATS

Opponent	Date	gs	min	Total		3-Pointers		Free throws		Rebounds				pf	a	t/o	blk	stl	pts	avg
				fg	fga	pct	3fg	3fga	pct	ft	fta	pct	off	def	tot	avg				
UCF	11/7/18	dnp	-	-	-	-	-	-	-	-	-	-	-	-	-	-	-	-	-	-
NEW ORLEANS	11/9/18	16	6-11	.545	5-10	.500	0-0	.000	0	1	1	1.0	0	2	2	1	1	1	17	17.0
YOUNGSTOWN STATE	11/13/18	9	1-4	.250	1-3	.333	0-0	.000	1	3	4	2.5	0	0	0	0	1	3	10.0	
CINCINNATI	11/16/18	18	1-3	.333	1-2	.500	2-2	1.000	1	5	6	3.7	1	0	0	0	0	5	8.3	
at Georgetown	11/19/18	17	1-6	.167	1-5	.200	0-0	.000	0	3	3	3.5	3	0	0	0	0	3	7.0	
vs Wisconsin	11/23/18	dnp	-	-	-	-	-	-	-	-	-	-	-	-	-	-	-	-	-	-
vs Arkansas	11/24/18	dnp	-	-	-	-	-	-	-	-	-	-	-	-	-	-	-	-	-	-
vs Tennessee State	11/25/18	dnp	-	-	-	-	-	-	-	-	-	-	-	-	-	-	-	-	-	-
FORDHAM	12/5/18	dnp	-	-	-	-	-	-	-	-	-	-	-	-	-	-	-	-	-	-
WEST VIRGINIA	12/8/18	dnp	-	-	-	-	-	-	-	-	-	-	-	-	-	-	-	-	-	-
UNCW	12/18/18	dnp	-	-	-	-	-	-	-	-	-	-	-	-	-	-	-	-	-	-
SAINT FRANCIS (PA)	12/21/18	dnp	-	-	-	-	-	-	-	-	-	-	-	-	-	-	-	-	-	-
at Duquesne	12/29/18	dnp	-	-	-	-	-	-	-	-	-	-	-	-	-	-	-	-	-	-
at #8 NC State	01/10/19	dnp	-	-	-	-	-	-	-	-	-	-	-	-	-	-	-	-	-	-
BOSTON COLLEGE	1/13/19	dnp	-	-	-	-	-	-	-	-	-	-	-	-	-	-	-	-	-	-
SYRACUSE	1/17/19	dnp	-	-	-	-	-	-	-	-	-	-	-	-	-	-	-	-	-	-
CLEMSON	1/20/19	dnp	-	-	-	-	-	-	-	-	-	-	-	-	-	-	-	-	-	-
VIRGINIA	1/24/19	dnp	-	-	-	-	-	-	-	-	-	-	-	-	-	-	-	-	-	-
VIRGINIA TECH	1/31/19	dnp	-	-	-	-	-	-	-	-	-	-	-	-	-	-	-	-	-	-
at Duke	2-3-19	dnp	-	-	-	-	-	-	-	-	-	-	-	-	-	-	-	-	-	-
MIAMI	02/10/19	dnp	-	-	-	-	-	-	-	-	-	-	-	-	-	-	-	-	-	-
NORTH CAROLINA	2/14/19	dnp	-	-	-	-	-	-	-	-	-	-	-	-	-	-	-	-	-	-
at Florida State	02/17/19	dnp	-	-	-	-	-	-	-	-	-	-	-	-	-	-	-	-	-	-
at Syracuse	02/21/19	dnp	-	-	-	-	-	-	-	-	-	-	-	-	-	-	-	-	-	-
Totals		0	60	9-24	.375	8-20	.400	2-2	1.000	2	12	14	3.5	4	2	2	1	2	28	7.0

Games played: 4
Minutes/game: 15.0
Points/game: 7.0
FG Pct: 37.5
3FG Pct: 40.0
FT Pct: 100.0

Rebounds/game: 3.5
Assists/game: 0.5
Turnovers/game: 0.5
Assist/turnover ratio: 1.0
Steals/game: 0.5
Blocks/game: 0.3

CAREER STATS

Season	gp-gs	min/avg	Total		3-Point		F-Throws		Rebounds				pf	fo	ast	to	blk	stl	Scoring	
			fg	fga	pct	fg	fga	pct	ft	fta	pct	off	def	tot	avg				pts	avg
2016-17	26-1	526/20.2	59-185	.319	46-154	.299	10-14	.714	11	44	55	2.1	46	0	20	21	6	11	174	6.7
2017-18	22-14	502/22.8	56-138	.406	42-108	.389	15-24	.625	8	28	36	1.6	41	0	19	25	2	12	169	7.7
2018-19	4-0	60/15.0	9-24	.375	8-20	.400	2-2	1.000	2	12	14	3.5	4	0	2	2	1	2	28	7.0
TOTAL	52-15	1088/20.9	124-347	.357	96-282	.340	27-40	.675	21	84	105	2.0	91	0	41	48	9	25	371	7.1



KALISTA WALTERS <<

32 | CENTER | 6-1 | SENIOR

FLEETWOOD, PA. | BETHLEHEM CATHOLIC HS

NOTES

- Has scored in double figures twice this season
- Scored a season-high 15 points in the win over Arkansas (11/24/18)
- Grabbed a season-high nine rebounds twice this season (New Orleans, #2 Notre Dame)
- Member of the 2018 All-ACC Academic Team.
- **Last appearance:** Came off the bench at Wake Forest - 15 mins, 1 blk, 1 reb, 1 stl

BIO HIGHLIGHTS

AS A JUNIOR (2017-18):

Named to All-ACC Academic Team ... Posted the fifth-most blocks made by a junior in program history (53) ... One of three Panthers to start all 30 games (Yacine Diop, Jasmine Whitney) ... Holds the team's current longest starting streak at 38 games, dating back to Pitt's game at Wake Forest on Feb. 5, 2017 ... Set a program record for single-game field goal percentage with a 12-of-12 performance from the floor against Chicago State (Dec. 31) ... Pulled down a career-high 16 rebounds in the first game of the season against Youngstown State (Nov. 10) ... Second on the team with five double-doubles, most in a single season for her career ... Listed 11 double-figure scoring outings with three of 20 points or more ... Led team with eight double-figure rebound outings ... Blocked the 100th shot of her career at Clemson (Feb. 1).

AS A SOPHOMORE (2016-17):

Appeared in all 30 games ... Joined the starting lineup at (RV) Wake Forest (Feb. 5) and remained for the proceeding final seven games of the season ... Led the Panthers with a .584 (97-of-166) field goal percentage ... Third leading scorer for Pitt with 7.5 points per game ... Scored a season-high 19 points off the bench in the Panthers' win against Boston College (Jan. 5) ... Posted the first double-double of her career with 11 points and a career-high 10 rebounds against Slippery Rock (Nov. 23) ... Had career highs of four assists and four steals in Pitt's ACC Tournament game against North Carolina (March 1) ... Nine double-figure scoring outings.

AS A FRESHMAN (2015-16):

Played in all 31 games, starting the first 19 ... Averaged 8.1 points and 3.0 rebounds per game ... Tallied 13 double figure scoring games ... Scored a career-high 26 points at Saint Francis ... Added 22 points against Duquesne ... Led the Panthers in scoring during nonconference play at 12.8 points per game ... Had four straight double-figure scoring games to begin ACC play.

HIGH SCHOOL:

A consensus top 75 recruit, ranked no. 71 by jumpoffplus.com, no. 72 by Prospectation.com and No. 73 by All-Star Girls Report ... ESPN ranked her the 19th best power forward in the country... A three-time Allentown/Lehigh Player of the Year... Averaged 22.1 points and 9.7 rebounds ... Averaged 21 points, 9.3 rebounds, 1.3 assists and 3.3 blocks during her junior season ... Scored 2,273 career points ... Three-time PIAA Class AAA First Team All-State Performer and a two-time Pennsylvania Sports Writers First Team All-State selection ... Received her region's Individual Performance Award for scoring 42 points and grabbing 17 rebounds in a game against Central Catholic ... Reached 1,000 career points by her sophomore season and hit 2,000 career points by her senior year ... Three time league MVP ... 2015 Miss PA Basketball Finalist ... Played her AAU basketball for Philly Triple Threat.

PERSONAL:

Born Dec. 23, 1996 ... Daughter of Arnold and Rosemary Alleyne ... Has three sisters: Keyara, Olivia and Jayla ... Major is media and professional communication.

2018-19 SEASON HIGHS

- **PTS:** 15, vs. Arkansas, 11/24/18
- **REBS:** 9, vs. New Orleans, 11/9/18
- **FGM:** 7, vs. Arkansas, 11/24/18
- **3FGM:** -
- **FTM:** 2, vs. UCF, 11/7/18
- **ASSTS:** 5, vs. Tennessee State, 11/25/18
- **BLKS:** 3 vs. Fordham, 12/5/18
- **STLS:** 4, vs. New Orleans, 11/9/18
- **MINS:** 27, vs. YSU, 11/13/18

CAREER HIGHS

- **PTS:** 26, vs. Saint Francis, 11/16/15
- **REBS:** 16, vs. YSU, 11/10/17
- **FGM:** 12 twice, last vs. Chicago State, 12/31/17
- **3FGM:** 1, vs. American, 12/22/15
- **FTM:** 5, vs. Boston College, 1/5/17
- **ASSTS:** 5, vs. Tennessee State, 11/25/18
- **BLKS:** 5, twice, last at (RV/RV) Syracuse, 1/21/18
- **STLS:** 5, vs. No. 10/11 Florida State, 2/4/18
- **MINS:** 40, twice, last at Virginia, 12/28/17

2018-19 SEASON

PRODUCTION TRACKER

CAREER

2	DOUBLE-DOUBLES	6
2	10+ POINTS	35
2	20+ POINTS	5
2	10+REBOUNDS	9

2018-19 GAME-BY-GAME STATS

Opponent	Date	gs	min	Total		3-Pointers		Free throws		Rebounds											
				fg-fga	pct	3fg-fga	pct	ft-fga	pct	off	def	tot	avg	pf	a	t/o	blk	stl	pts	avg	
UCF	11/7/18	*	22	1-2	.500	0-0	.000	2-2	1.000	3	2	5	5.0	1	0	2	2	0	4	4.0	
NEW ORLEANS	11/9/18		20	3-7	.429	0-0	.000	1-2	.500	2	7	9	7.0	3	0	2	2	4	7	5.5	
YOUNGSTOWN STATE	11/13/18		27	5-7	.714	0-0	.000	0-1	.000	2	5	7	7.0	1	1	1	1	3	10	7.0	
CINCINNATI	11/16/18	*	13	1-2	.500	0-0	.000	0-0	.000	1	3	4	6.3	2	0	0	1	0	2	5.8	
at Georgetown	11/19/18		15	1-3	.333	0-0	.000	0-0	.000	3	1	4	5.8	2	1	2	0	2	2	5.0	
vs Wisconsin	11/23/18		17	0-2	.000	0-0	.000	0-2	.000	1	4	5	5.7	4	0	1	1	0	0	4.2	
vs Arkansas	11/24/18		22	7-9	.778	0-0	.000	1-2	.500	3	4	7	5.9	1	3	0	1	1	15	5.7	
vs Tennessee State	11/25/18		24	1-1	1.000	0-0	.000	1-4	.250	3	3	6	5.9	4	5	2	0	0	3	5.4	
at Northwestern	11/29/18		20	1-1	1.000	0-0	.000	0-0	.000	0	2	2	5.4	3	0	1	0	0	2	5.0	
FORDHAM	12/5/18		17	0-0	.000	0-0	.000	0-0	.000	1	3	4	5.3	2	2	2	3	0	0	4.5	
WEST VIRGINIA	12/8/18		9	0-0	.000	0-0	.000	0-0	.000	0	0	0	4.8	0	0	1	0	0	0	4.1	
UNCW	12/18/18		8	1-1	1.000	0-0	.000	0-0	.000	2	1	3	4.7	0	0	0	0	0	2	3.9	
SAINT FRANCIS (PA)	12/21/18		11	1-1	1.000	0-0	.000	0-0	.000	1	0	1	4.4	0	0	0	1	0	2	3.8	
at Duquesne	12/29/18	*	21	0-0	.000	0-0	.000	0-0	.000	2	4	6	4.5	1	2	0	0	2	0	3.5	
at Notre Dame	01/03/19		18	2-2	1.000	0-0	.000	0-0	.000	5	4	9	4.8	2	1	2	1	1	4	3.5	
at #8 NC State	01/10/19		20	0-0	.000	0-0	.000	0-0	.000	2	1	3	4.7	1	0	1	0	1	0	3.3	
BOSTON COLLEGE	1/13/19		10	0-0	.000	0-0	.000	0-0	.000	0	0	0	4.4	1	0	1	0	0	0	3.1	
SYRACUSE	1/17/19		14	1-1	1.000	0-0	.000	0-0	.000	1	1	2	4.3	3	0	1	1	3	2	3.1	
CLEMSON	1/20/19		11	0-0	.000	0-0	.000	0-0	.000	3	1	4	4.3	1	0	1	0	0	0	2.9	
VIRGINIA	1/24/19		14	0-1	.000	0-0	.000	0-0	.000	2	0	2	4.2	1	1	1	0	0	0	2.8	
at Louisville	01/27/19		8	0-0	.000	0-0	.000	0-0	.000	1	2	3	4.1	0	0	0	0	1	0	2.6	
VIRGINIA TECH	1/31/19		2	0-0	.000	0-0	.000	0-0	.000	1	0	1	4.0	0	0	1	0	0	0	2.5	
at Duke	2-3-19		17	0-1	.000	0-0	.000	0-0	.000	1	3	4	4.0	1	2	2	1	3	0	2.4	
at Georgia Tech	02/07/19		11	0-0	.000	0-0	.000	0-0	.000	0	2	2	3.9	1	0	1	2	1	0	2.3	
MIAMI	02/10/19		12	0-1	.000	0-0	.000	0-0	.000	0	0	0	3.7	2	1	1	1	1	0	2.2	
NORTH CAROLINA	2/14/19		8	0-0	.000	0-0	.000	0-0	.000	0	0	0	3.6	1	0	0	1	0	0	2.1	
at Florida State	02/17/19		8	0-0	.000	0-0	.000	0-0	.000	2	0	2	3.5	0	0	0	0	1	0	2.0	
at Syracuse	02/21/19		4	0-0	.000	0-0	.000	0-0	.000	0	1	1	3.4	0	0	0	2	0	0	2.0	
at Wake Forest	02/28/19		15	0-0	.000	0-0	.000	0-0	.000	0	1	1	3.3	1	0	0	1	1	0	1.9	
Totals			3	418	25-42	.595	0-0	.000	5-13	.385	42	55	97	3.3	39	19	26	22	25	55	1.9

Games played: 29
Minutes/game: 14.4
Points/game: 1.9
FG Pct: 59.5
FT Pct: 38.5

Rebounds/game: 3.3
Assists/game: 0.7
Turnovers/game: 0.9
Assist/turnover ratio: 0.7
Steals/game: 0.9
Blocks/game: 0.8

CAREER STATS

CAREER STATS																					
			Total		3-Point		F-Throws		Rebounds											Scoring	
Season	gp-gs	min/avg	fg-fga	pct	fg-fga	pct	ft-fa	pct	off	def	tot	avg	pf	fo	ast	to	blk	stl	pts	avg	
2015-16	31-19	643/20.7	109-214	.509	0-1	.000	32-62	.516	41	52	93	3.0	61	0	9	36	31	27	250	8.1	
2016-17	30-8	702/23.4	97-166	.584	0-0	.000	31-45	.689	35	85	120	4.0	54	0	30	33	26	31	225	7.5	
2017-18	30-30	888/29.6	130-195	.667	0-0	.000	21-47	.447	71	115	186	6.2	82	3	40	49	53	47	281	9.4	
2018-19	29-3	418/14.4	25-42	.595	0-0	.000	5-13	.385	42	55	97	3.3	39	0	19	26	22	25	55	1.9	
TOTAL	120-60	2651/22.1	361-617	.585	0-1	.000	89-167	.533	189	307	496	4.1	236	3	98	144	132	130	811	6.8	

>> 2018-19 COMBINED SEASON STATISTICS

RECORD:	OVERALL	HOME	AWAY	NEUTRAL
ALL GAMES	11-18	6-9	3-8	2-1
CONFERENCE	2-13	1-6	1-7	0-0
NON-CONFERENCE	9-5	5-3	2-1	2-1

#	Player	gp-gs	min	avg	Total	3-Point	F-Throw	Rebounds			pf	dq	a	to	blk	stl	pts	avg
					fg-fga	fg%	3fg-fga	3fg%	ft-fa	ft%	off	def	tot	avg				
02	Aysia Bugg	5-5	148	29.6	26-64	.406	9-30	.300	9-14	.643	2	10	12	2.4	8	0	17	14.0
01	Danielle Garven	29-28	811	28.0	144-317	.454	0-2	.000	54-85	.635	51	72	123	4.2	62	1	43	11.8
03	Jasmine Whitney	29-26	860	29.7	91-275	.331	23-71	.324	72-91	.791	18	84	102	3.5	64	0	130	9.6
04	Cassidy Walsh	29-29	881	30.4	97-301	.322	58-183	.317	25-32	.781	20	92	112	3.9	57	0	62	9.6
23	Alayna Gribble	4-0	60	15.0	9-24	.375	8-20	.400	2-2	1.000	2	12	14	3.5	4	0	2	7.0
11	Cara Judkins	29-24	614	21.2	80-172	.465	0-0	.000	30-77	.390	63	103	166	5.7	83	2	8	6.6
13	Kyla Nelson	28-8	570	20.4	57-145	.393	39-98	.398	13-18	.722	24	38	62	2.2	45	0	28	5.9
14	Kauai Bradley	29-21	790	27.2	58-185	.314	26-91	.286	29-45	.644	35	105	140	4.8	94	3	47	5.9
00	Jahsyni Knight	25-0	337	13.5	15-58	.259	0-3	.000	20-39	.513	8	19	27	1.1	40	0	35	2.0
32	Kalista Walters	29-3	418	14.4	25-42	.595	0-0	.000	5-13	.385	42	55	97	3.3	39	0	19	1.9
22	Jaala Henry	26-1	203	7.8	13-33	.394	0-0	.000	8-23	.348	12	27	39	1.5	31	1	5	1.3
10	Ismini Prapa	19-0	133	7.0	10-36	.278	4-15	.267	0-2	.000	8	2	10	0.5	19	0	6	1.3
Team											72	69	141				22	
Total.....		29	5825		625-1652	.378	167-513	.326	267-441	.605	357	688	1045	36.0	546	7	402	58.1
Opponents.....		29	5825		683-1736	.393	206-669	.308	356-512	.695	432	737	1169	40.3	438	-	412	66.5

TEAM STATISTICS

	UP	OPP
SCORING	1684	1928
Points per game	58.1	66.5
Scoring margin	-8.4	-
FIELD GOALS-ATT	625-1652	683-1736
Field goal pct	.378	.393
3 POINT FG-ATT	167-513	206-669
3-point FG pct	.326	.308
3-pt FG made per game	5.8	7.1
FREE THROWS-ATT	267-441	356-512
Free throw pct	.605	.695
F-Throws made per game	9.2	12.3
REBOUNDS	1045	1169
Rebounds per game	36.0	40.3
Rebounding margin	-4.3	-
ASSISTS	402	412
Assists per game	13.9	14.2
TURNOVERS	520	475
Turnovers per game	17.9	16.4
Turnover margin	-1.6	-
Assist/turnover ratio	0.8	0.9
STEALS	248	223
Steals per game	8.6	7.7
BLOCKS	107	142
Blocks per game	3.7	4.9
ATTENDANCE	22401	35368
Home games-Avg/Game	15-1493	11-3123
Neutral site-Avg/Game	-	3-339

Score by Periods	1st	2nd	3rd	4th	OT	Totals
Pitt	404	382	445	444	9	1684
Opponents	458	498	480	486	6	1928

Date	Opponent		Score	Att.
11/7/18	UCF	L	58-61	9657
11/9/18	NEW ORLEANS	W	90-38	531
11/13/18	YOUNGSTOWN STATE	L	55-64	568
11/16/18	CINCINNATI	W	65-48	735
11/19/18	at Georgetown	L	41-70	399
11/23/18	vs Wisconsin	L	42-57	750
11/24/18	vs Arkansas	W	61-54	143
11/25/18	vs Tennessee State	W	78-56	123
11/29/18	at Northwestern	W	52-49	411
12/5/18	FORDHAM	W	65-62	569
12/8/18	WEST VIRGINIA	L	43-77	674
12/18/18	UNCW	W	60-56	435
12/21/18	SAINT FRANCIS (PA)	Wot	78-75	626
12/29/18	at Duquesne	W	66-58	2234
* 01/03/19	at Notre Dame	L	44-100	8566
* 01/10/19	at #8 NC State	L	34-63	2658
* 1/13/19	BOSTON COLLEGE	L	55-59	2630
* 1/17/19	SYRACUSE	L	50-82	752
* 1/20/19	CLEMSON	L	59-65	940
* 1/24/19	VIRGINIA	L	57-74	447
* 01/27/19	at Louisville	L	42-70	10067
* 1/31/19	VIRGINIA TECH	L	58-74	588
* 2-3-19	at Duke	L	55-74	3722
* 02/07/19	at Georgia Tech	L	55-67	987
* 02/10/19	MIAMI	L	51-65	2495
* 2/14/19	NORTH CAROLINA	W	91-78	754
* 02/17/19	at Florida State	L	46-78	3134
* 02/21/19	at Syracuse	L	63-90	1585
* 02/28/19	at Wake Forest	W	70-64	589

* - Conference game

>> 2018-19 COMBINED SEASON STATISTICS (ACC ONLY)

RECORD:	OVERALL	HOME	AWAY	NEUTRAL
ALL GAMES	2-13	1-6	1-7	0-0
CONFERENCE	2-13	1-6	1-7	0-0
NON-CONFERENCE	0-0	0-0	0-0	0-0

#	Player	gp-gs	min	avg	Total		3-Point		F-Throw		Rebounds				pf	dq	a	to	blk	stl	pts	avg
					fg-fga	fg%	3fg-fga	3fg%	ft-fga	ft%	off	def	tot	avg								
01	Danielle Garven	15-15	439	29.3	88-182	.484	0-1	.000	23-44	.523	30	28	58	3.9	31	0	18	41	5	11	199	13.3
03	Jasmine Whitney	15-15	467	31.1	54-170	.318	16-48	.333	25-35	.714	9	47	56	3.7	37	0	79	40	3	37	149	9.9
04	Cassidy Walsh	15-15	454	30.3	41-158	.259	31-110	.282	12-15	.800	13	51	64	4.3	31	0	25	26	1	28	125	8.3
14	Kauai Bradley	15-15	443	29.5	35-118	.297	18-66	.273	14-23	.609	15	57	72	4.8	54	3	29	37	12	22	102	6.8
11	Cara Judkins	15-14	321	21.4	42-99	.424	0-0	.000	15-43	.349	32	40	72	4.8	49	2	1	25	11	8	99	6.6
13	Kyla Nelson	14-1	262	18.7	28-74	.378	19-51	.373	6-9	.667	12	15	27	1.9	21	0	13	19	1	1	81	5.8
10	Ismini Prapa	10-0	93	9.3	8-28	.286	4-14	.286	0-0	.000	5	1	6	0.6	12	0	2	10	0	3	20	2.0
00	Jahsyni Knight	14-0	199	14.2	7-25	.280	0-1	.000	14-24	.583	3	9	12	0.9	26	0	24	30	0	9	28	2.0
22	Jaala Henry	14-0	150	10.7	8-23	.348	0-0	.000	5-14	.357	9	19	28	2.0	16	0	4	8	4	8	21	1.5
32	Kalista Walters	15-0	172	11.5	3-6	.500	0-0	.000	0-0	.000	18	16	34	2.3	15	0	5	12	10	13	6	0.4
Team											44	30	74					13				
Total.....		15	3000		314-883	.356	88-291	.302	114-207	.551	190	313	503	33.5	292	5	200	261	47	140	830	55.3
Opponents.....		15	3000		383-896	.427	118-343	.344	219-297	.737	237	417	654	43.6	210	-	241	253	84	126	1103	73.5

TEAM STATISTICS	UP	OPP
SCORING	830	1103
Points per game	55.3	73.5
Scoring margin	-18.2	-
FIELD GOALS-ATT	314-883	383-896
Field goal pct	.356	.427
3 POINT FG-ATT	88-291	118-343
3-point FG pct	.302	.344
3-pt FG made per game	5.9	7.9
FREE THROWS-ATT	114-207	219-297
Free throw pct	.551	.737
F-Throws made per game	7.6	14.6
REBOUNDS	503	654
Rebounds per game	33.5	43.6
Rebounding margin	-10.1	-
ASSISTS	200	241
Assists per game	13.3	16.1
TURNOVERS	261	253
Turnovers per game	17.4	16.9
Turnover margin	-0.5	-
Assist/turnover ratio	0.8	1.0
STEALS	140	126
Steals per game	9.3	8.4
BLOCKS	47	84
Blocks per game	3.1	5.6
ATTENDANCE	8606	31308
Home games-Avg/Game	7-1229	8-3914
Neutral site-Avg/Game	-	0-0

Date	Opponent	Score	Att.
* 01/03/19	at Notre Dame	L 44-100	8566
* 01/10/19	at #8 NC State	L 34-63	2658
* 1/13/19	BOSTON COLLEGE	L 55-59	2630
* 1/17/19	SYRACUSE	L 50-82	752
* 1/20/19	CLEMSON	L 59-65	940
* 1/24/19	VIRGINIA	L 57-74	447
* 01/27/19	at Louisville	L 42-70	10067
* 1/31/19	VIRGINIA TECH	L 58-74	588
* 2-3-19	at Duke	L 55-74	3722
* 02/07/19	at Georgia Tech	L 55-67	987
* 02/10/19	MIAMI	L 51-65	2495
* 2/14/19	NORTH CAROLINA	w 91-78	754
* 02/17/19	at Florida State	L 46-78	3134
* 02/21/19	at Syracuse	L 63-90	1585
* 02/28/19	at Wake Forest	w 70-64	589

* - Conference game

Score by Periods	1st	2nd	3rd	4th	Totals
Pitt	205	192	210	223	830
Opponents	289	288	274	252	1103

>> PITT GAME-BY-GAME TEAM STATISTICS

Opponent	Date	Score		Total		3-Pointers		Free throws		Rebounds				pf	a	t/o	blk	stl	pts	avg
				fg-fga	pct	3fg-fga	pct	ft-fa	pct	off	def	tot	avg							
UCF	11/7/18	58-61	L	18-45	.400	7-17	.412	15-19	.789	12	24	36	36.0	20	13	20	5	2	58	58.0
NEW ORLEANS	11/9/18	90-38	W	35-71	.493	12-28	.429	8-15	.533	19	27	46	41.0	21	28	19	8	18	90	74.0
YOUNGSTOWN STATE	11/13/18	55-64	L	21-60	.350	6-17	.353	7-11	.636	11	21	32	38.0	14	15	11	5	9	55	67.7
CINCINNATI	11/16/18	65-48	W	25-63	.397	6-18	.333	9-13	.692	18	30	48	40.5	17	12	18	4	5	65	67.0
at Georgetown	11/19/18	41-70	L	16-62	.258	6-21	.286	3-6	.500	11	25	36	39.6	21	9	18	2	5	41	61.8
vs Wisconsin	11/23/18	42-57	L	13-43	.302	2-13	.154	14-23	.609	9	24	33	38.5	21	8	17	3	6	42	58.5
vs Arkansas	11/24/18	61-54	W	25-52	.481	2-9	.222	9-14	.643	10	38	48	39.9	18	17	22	4	4	61	58.9
vs Tennessee State	11/25/18	78-56	W	27-46	.587	8-13	.615	16-27	.593	9	29	38	39.6	22	24	22	2	4	78	61.2
at Northwestern	11/29/18	52-49	W	18-51	.353	5-18	.278	11-18	.611	8	30	38	39.4	17	12	18	5	11	52	60.2
FORDHAM	12/5/18	65-62	W	25-52	.481	5-12	.417	10-12	.833	9	22	31	38.6	11	10	12	4	4	65	60.7
WEST VIRGINIA	12/8/18	43-77	L	15-50	.300	3-11	.273	10-16	.625	13	20	33	38.1	18	8	28	3	10	43	59.1
UNCW	12/18/18	60-56	W	20-49	.408	4-12	.333	16-21	.762	13	24	37	38.0	15	15	14	5	7	60	59.2
SAINT FRANCIS (PA)	12/21/18	78-75	Wot	31-68	.456	4-18	.222	12-20	.600	15	29	44	38.5	21	19	25	8	15	78	60.6
at Duquesne	12/29/18	66-58	W	22-57	.386	9-15	.600	13-19	.684	10	32	42	38.7	18	12	15	2	8	66	61.0
at Notre Dame	01/03/19	44-100	L	17-64	.266	7-23	.304	3-6	.500	19	17	36	38.5	23	12	24	1	9	44	59.9
at #8 NC State	01/10/19	34-63	L	12-54	.222	4-16	.250	6-10	.600	9	21	30	38.0	16	4	12	1	7	34	58.2
BOSTON COLLEGE	1/13/19	55-59	L	20-59	.339	6-19	.316	9-18	.500	13	21	34	37.8	19	12	18	4	15	55	58.1
SYRACUSE	1/17/19	50-82	L	18-58	.310	7-21	.333	7-14	.500	10	22	32	37.4	21	13	18	2	7	50	57.6
CLEMSON	1/20/19	59-65	L	21-58	.362	9-26	.346	8-13	.615	16	17	33	37.2	20	17	22	6	13	59	57.7
VIRGINIA	1/24/19	57-74	L	23-55	.418	4-12	.333	7-14	.500	11	23	34	37.0	18	18	17	5	4	57	57.7
at Louisville	01/27/19	42-70	L	15-53	.283	4-21	.190	8-13	.615	12	19	31	36.8	21	9	19	3	6	42	56.9
VIRGINIA TECH	1/31/19	58-74	L	25-60	.417	5-15	.333	3-10	.300	9	18	27	36.3	18	15	13	5	11	58	57.0
at Duke	2-3-19	55-74	L	22-66	.333	7-29	.241	4-8	.500	15	26	41	36.5	16	13	21	5	12	55	56.9
at Georgia Tech	02/07/19	55-67	L	21-55	.382	7-20	.350	6-15	.400	17	21	38	36.6	21	14	18	2	7	55	56.8
MIAMI	02/10/19	51-65	L	16-60	.267	2-19	.105	17-27	.630	14	24	38	36.6	23	10	10	6	6	51	56.6
NORTH CAROLINA	2/14/19	91-78	W	36-61	.590	11-19	.579	8-13	.615	7	31	38	36.7	19	24	14	2	3	91	57.9
at Florida State	02/17/19	46-78	L	18-59	.305	3-18	.167	7-11	.636	13	16	29	36.4	17	7	17	0	9	46	57.4
at Syracuse	02/21/19	63-90	L	23-61	.377	6-24	.250	11-16	.688	11	17	28	36.1	22	15	22	2	14	63	57.6
at Wake Forest	02/28/19	70-64	W	27-60	.450	6-9	.667	10-19	.526	14	20	34	36.0	18	17	16	3	17	70	58.1
Pitt		1684		625-1652	.378	167-513	.326	267-441	.605	357	688	1045	36.0	546	402	520	107	248	1684	58.1
Opponents		1928		683-1736	.393	206-669	.308	356-512	.695	432	737	1169	40.3	438	412	475	142	223	1928	66.5

>> OPPONENT GAME-BY-GAME TEAM STATISTICS

Opponent	Date	Score		Total		3-Pointers		Free throws		Rebounds				pf	a	t/o	blk	stl	pts	avg
				fg-fga	pct	3fg-fga	pct	ft-fa	pct	off	def	tot	avg							
UCF	11/7/18	58-61	L	23-57	.404	5-17	.294	10-19	.526	12	16	28	28.0	19	8	7	4	12	61	61.0
NEW ORLEANS	11/9/18	90-38	W	15-52	.288	1-8	.125	7-12	.583	13	19	32	30.0	18	8	29	3	7	38	49.5
YOUNGSTOWN STATE	11/13/18	55-64	L	24-55	.436	10-31	.323	6-7	.857	10	31	41	33.7	11	15	17	4	5	64	54.3
CINCINNATI	11/16/18	65-48	W	19-54	.352	2-15	.133	8-17	.471	7	24	31	33.0	14	13	15	3	5	48	52.8
at Georgetown	11/19/18	41-70	L	22-62	.355	10-22	.455	16-21	.762	15	37	52	36.8	14	14	17	6	6	70	56.2
vs Wisconsin	11/23/18	42-57	L	21-61	.344	3-18	.167	12-19	.632	21	25	46	38.3	17	10	15	3	2	57	56.3
vs Arkansas	11/24/18	61-54	W	19-74	.257	7-35	.200	9-17	.529	21	19	40	38.6	14	11	8	3	10	54	56.0
vs Tennessee State	11/25/18	78-56	W	20-60	.333	3-24	.125	13-19	.684	13	15	28	37.2	22	8	17	0	5	56	56.0
at Northwestern	11/29/18	52-49	W	15-57	.263	3-21	.143	16-21	.762	14	26	40	37.6	14	11	15	7	10	49	55.2
FORDHAM	12/5/18	65-62	W	25-61	.410	11-31	.355	1-2	.500	14	18	32	37.0	12	15	12	7	3	62	55.9
WEST VIRGINIA	12/8/18	43-77	L	27-58	.466	11-25	.440	12-18	.667	14	22	36	36.9	16	18	19	5	11	77	57.8
UNCW	12/18/18	60-56	W	23-54	.426	5-19	.263	5-7	.714	8	18	26	36.0	20	12	12	2	5	56	57.7
SAINT FRANCIS (PA)	12/21/18	78-75	Wot	25-67	.373	12-33	.364	13-23	.565	19	23	42	36.5	21	14	27	2	11	75	59.0
at Duquesne	12/29/18	66-58	W	22-68	.324	5-27	.185	9-13	.692	14	27	41	36.8	16	14	12	9	5	58	58.9
at Notre Dame	01/03/19	44-100	L	34-65	.523	8-17	.471	24-32	.750	19	30	49	37.6	6	24	13	7	12	100	61.7
at #8 NC State	01/10/19	34-63	L	22-52	.423	10-28	.357	9-14	.643	12	33	45	38.1	12	13	14	6	4	63	61.8
BOSTON COLLEGE	1/13/19	55-59	L	22-51	.431	6-19	.316	9-16	.563	11	29	40	38.2	16	12	25	5	4	59	61.6
SYRACUSE	1/17/19	50-82	L	29-66	.439	9-25	.360	15-20	.750	18	33	51	38.9	13	16	13	8	12	82	62.7
CLEMSON	1/20/19	59-65	L	22-51	.431	5-15	.333	16-21	.762	13	23	36	38.7	19	14	22	5	10	65	62.8
VIRGINIA	1/24/19	57-74	L	23-53	.434	7-18	.389	21-24	.875	6	26	32	38.4	13	13	9	7	6	74	63.4
at Louisville	01/27/19	42-70	L	23-57	.404	11-30	.367	13-18	.722	18	30	48	38.9	15	14	18	2	10	70	63.7
VIRGINIA TECH	1/31/19	58-74	L	27-57	.474	13-30	.433	7-10	.700	15	31	46	39.2	13	18	21	4	7	74	64.2
at Duke	2-3-19	55-74	L	26-61	.426	10-23	.435	12-15	.800	12	30	42	39.3	10	20	21	6	12	74	64.6
at Georgia Tech	02/07/19	55-67	L	23-65	.354	3-17	.176	18-22	.818	23	19	42	39.4	15	12	12	7	9	67	64.7
MIAMI	02/10/19	51-65	L	22-60	.367	6-24	.250	15-21	.714	16	33	49	39.8	20	16	14	5	3	65	64.7
NORTH CAROLINA	2/14/19	91-78	W	27-73	.370	7-31	.226	17-24	.708	17	18	35	39.6	15	15	7	7	6	78	65.2
at Florida State	02/17/19	46-78	L	28-57	.491	7-20	.350	15-19	.789	14	30	44	39.8	9	18	15	4	10	78	65.7
at Syracuse	02/21/19	63-90	L	33-69	.478	11-30	.367	13-21	.619	23	30	53	40.2	16	24	25	7	12	90	66.6
at Wake Forest	02/28/19	70-64	W	22-59	.373	5-16	.313	15-20	.750	20	22	42	40.3	18	12	24	4	9	64	66.5
Opponents		1928		683-1736	.393	206-669	.308	356-512	.695	432	737	1169	40.3	438	412	475	142	223	1928	66.5
Pitt		1684		625-1652	.378	167-513	.326	267-441	.605	357	688	1045	36.0	546	402	520	107	248	1684	58.1

>> Game 1 vs. UCF

Official Basketball Box Score -- Game Totals -- Final Statistics

UCF vs Pitt

11/7/18 11:00AM at Petersen Events Center (Pittsburgh, Pa)

UCF 61 • (1-0)

#	Player	Total			3-Ptr		Rebounds			PF	TP	A To Blk Stl				Min
		FG-FGA	FG-FGA	FT-FTA	Off	Def	Tot	A	To			Blk	Stl			
12	Nyala Shuler	f	2-4	0-1	0-0	3	7	10	4	4	2	1	2	3	30	
32	Brittney Smith	f	2-5	0-0	0-0	3	1	4	1	4	0	0	0	2	18	
02	Koroneia Wright	g	8-17	1-5	2-4	0	0	0	0	19	2	3	0	0	38	
11	Kayla Thigpen	g	2-5	1-2	0-0	1	1	2	3	5	1	0	0	1	19	
21	Sydney McDonald	g	5-12	3-9	1-1	0	2	2	1	14	0	0	1	2	30	
03	Diamond Battles	g	0-0	0-0	0-0	0	0	0	1	0	0	0	0	0	6	
05	Massey Kaba	g	1-1	0-0	3-4	2	2	4	3	5	0	1	1	0	15	
23	Lawriell Wilson	g	0-0	0-0	0-0	0	1	1	1	0	0	0	0	0	7	
14	Fifi Ndour	g	0-1	0-0	0-0	0	0	0	0	0	1	0	0	1	4	
25	Tolulope Omokore	g	0-2	0-0	3-8	2	0	2	1	3	0	0	0	0	10	
33	Jamesha Paul	g	3-10	0-0	1-2	0	2	2	4	7	2	1	0	3	23	
Team						1	0	1			1					
Totals			23-57	5-17	10-19	12	16	28	19	61	8	7	4	12	200	
1st - FG %:		1-12	8.3%	2nd: 9-19	47.4%	3rd: 7-15	46.7%	4th: 6-11	54.5%	Game: 23-57	40.4%	Deadball				
3FG %:		0-3	0.0%	1-4	25.0%	3-7	42.9%	1-3	33.3%	5-17	29.4%	Rebounds				
FT %:		3-4	75.0%	0-0	0.0%	0-4	0.0%	7-11	63.6%	10-19	52.6%	6				

Pitt 58 • (0-1)

#	Player		Total		3-Ptr		Rebounds			PF	TP	A TO Blk Stl			Min
			FG-FGA	FG-FGA	FT-FTA	Off	Def	Tot	A			TO	Blk	Stl	
01	Danielle Garven	f	1-5	0-0	2-2	1	1	2	5	4	0	4	0	0	20
14	Kauai Bradley	f	4-6	1-1	0-0	2	1	3	4	9	2	1	1	1	31
32	Kalista Walters	c	1-2	0-0	2-2	3	2	5	1	4	0	2	2	0	22
02	Aysia Bugg	g	5-13	2-6	2-4	1	3	4	0	14	2	1	0	0	30
04	Cassidy Walsh	g	4-7	3-5	0-0	1	2	3	3	11	2	3	0	1	27
03	Jasmine Whitney	g	1-9	0-3	7-9	0	4	4	1	9	6	4	0	0	28
11	Cara Judkins	g	0-0	0-0	0-0	1	3	4	2	0	0	2	1	0	17
13	Kyla Nelson	g	2-3	1-2	2-2	3	3	6	2	7	1	3	1	0	23
22	Jaala Henry	g	0-0	0-0	0-0	0	0	0	2	0	0	0	0	0	2
Team						0	5	5							
Totals			18-45	7-17	15-19	12	24	36	20	58	13	20	5	2	200
1st - FG %: 4-11 36.4% 2nd: 5-10 50.0% 3rd: 5-10 50.0% 4th: 4-14 28.6% Game: 18-45 40.0% Deadball															
3FG %: 1-3 33.3% 2-5 40.0% 3-4 75.0% 1-5 20.0% 7-17 41.2% Rebounds															
FT %: 3-4 75.0% 2-2 100.0% 8-10 80.0% 2-3 66.7% 15-19 78.9% 3,1															
Officials: Maj Forsberg, Luis Gonzalez, Erika Herriman-Camarota															
Technical fouls: UCF-None. Pitt-None.															
Attendance: 9657															

Score by periods	1st	2nd	3rd	4th	Total
UCF	5	19	17	20	61
Pitt	12	14	21	11	58

	In	Off	2nd	Fast	Bench
Points	Paint	T/O	Chance	Break	
UCF	28	26	10	12	15
Pitt	12	7	6	5	16

Last FG - UCF 4th-02:16, UP 4th-01:53.
Largest lead - UCF by 5 3rd-06:36, UP by 11 2nd-07:20.
UCF led for 05:10. UP led for 29:43. Game was tied for 04:50.

Score tied - 5 times.
Lead changed - 8 times.

>> Game 3 vs. Youngstown State

Official Basketball Box Score -- Game Totals -- Final Statistics

Youngstown State vs Pitt

11/3/18 7:00PM at Petersen Events Center (Pittsburgh, Pa)

Youngstown State 64 • (3-0)

#	Player		Total		3-Ptr		Rebounds			PF	TP	A TO Blk Stl				Min
			FG-FGA	FG-FGA	FT-FTA	Off	Def	Tot								
01	CHIKWE, Amara	f	0-1	0-1	2-2	1	3	4	1	2	1	0	0	1	20	
23	CASH, Sarah	f	1-2	0-0	1-2	2	1	3	4	3	1	4	1	2	24	
02	SMOLINSKI, Alison	g	6-11	6-10	2-2	2	5	7	1	20	0	1	1	0	35	
12	OLSON, Chelsea	g	6-14	1-8	1-1	1	7	8	0	14	6	4	0	2	34	
34	PETERS, Mckenah	g	4-12	1-8	0-0	2	3	5	3	9	3	4	0	0	35	
04	GIBSON, Deleah	g	0-2	0-1	0-0	0	0	0	0	0	0	1	0	0	7	
14	TRIMMER, Melinda	g	3-6	1-2	0-0	1	1	2	0	7	3	1	0	0	31	
15	DUNN, Mary	g	4-7	1-1	0-0	0	4	4	2	9	1	1	2	0	14	
Team						1	7	8				1				
Totals			24-55	10-31	6-7	10	31	41	11	64	15	17	4	5	200	
1st - FG %:			7-13	53.8%	2nd: 5-15	33.3%	3rd: 6-16	37.5%	4th: 6-11	54.5%	Game: 24-55			43.6%	Deadball	
3FG %:			2-6	33.3%	3-10	30.0%	1-7	14.3%	4-8	50.0%	10-31			32.3%	Rebounds	
FT %:			2-2	100.0%	0-0	0.0%	0-0	0.0%	2-2	100.0%	6-7			85.7%		

Pitt 55 • (1-2)

#	Player		Total		3-Ptr		Rebounds			PF	TP	A TO Blk Stl				Min
			FG	FG-FA	FG-FA	FT-FTA	Off	Def	Tot							
01	Danielle Garven	f	0-4	0-0	0-0	0	0	0	2	0	2	2	2	0	0	17
14	Kauai Bradley	f	1-4	0-1	2-2	1	2	3	2	4	4	2	3	3	0	21
22	Jaala Henry	c	0-0	0-0	0-0	0	0	0	1	0	0	1	0	0	0	5
02	Aysia Bugg	g	7-18	2-9	4-4	0	2	2	2	20	2	2	2	0	0	37
04	Cassidy Walsh	g	3-9	2-3	0-0	0	5	5	3	8	4	0	0	0	0	33
03	Jasmine Whitney	g	3-10	0-0	0-0	2	2	4	1	6	1	1	0	2	2	23
11	Cara Judkins		0-2	0-0	1-4	2	1	3	1	1	0	0	1	0	0	11
13	Kyla Nelson		1-2	1-1	0-0	1	0	1	1	3	1	1	0	0	0	17
23	Alayna Gribble		1-4	1-3	0-0	1	3	4	0	3	0	0	0	0	1	9
32	Kalista Walters		5-7	0-0	0-1	2	5	7	1	10	1	1	1	1	3	27
Team						2	1	3								
Totals				21-60	6-17	7-11	11	21	32	14	55	15	11	5	9	200
1st - FG %:			6-17	35.3%	2nd: 5-19	26.3%	3rd: 5-10	50.0%	4th: 5-14	35.7%	Game: 21-60			35.0%	Deadball	
3FG %:			2-6	33.3%	2-4	50.0%	2-4	50.0%	0-4	0.0%	6-17			35.3%	Rebounds	
FT %:			2-2	100.0%	0-0	0.0%	0-0	0.0%	5-9	55.6%	7-11			63.6%		

Officials: Bryan Brunette, Talisa Green, Ryan Durham
Technical fouls: Youngstown State-None. Pitt-None.
Attendance: 568

Score by periods	1st	2nd	3rd	4th	Total
Youngstown State	18	15	13	18	64
Pitt	16	12	12	15	55

	In	Off	2nd	Fast	Bench
Points	Paint	T/O	Chance	Break	
YSU	24	10	7	2	16
UP	28	13	8	12	23

Last FG - YSU 4th-01:04, UP 4th-00:54.
Largest lead - YSU by 9 3rd-01:15, UP by 6 2nd-08:19.
YSU led for 31:53. UP led for 04:47. Game was tied for 03:20.

Score tied - 3 times.
Lead changed - 10 times.

>> Game 2 vs. New Orleans

Official Basketball Box Score -- Game Totals -- Final Statistics

NEW ORLEANS vs Pitt

11/9/18 4:00PM at Petersen Events Center (Pittsburgh, Pa)

NEW ORLEANS 38 • (1-1)

#	Player	Total		3-Ptr		Rebounds			PF	TP	A	TO	Blk	Stl	Min
		FG-FGA	FG-FGA	FT-FTA	FT-FTA	Off	Def	Tot							
32	Larry, Whitley	f	1-9	0-0	0-0	4	3	7	3	2	1	2	0	0	26
30	Woods, Shania	c	5-9	0-0	3-4	3	5	8	0	13	0	1	1	0	28
01	Duncantell, Jada	f	1-7	0-2	0-0	2	3	5	1	2	2	9	0	0	23
05	Bruce, Traya	g	3-6	1-3	3-4	0	0	0	0	10	1	4	0	3	34
23	Thomas, Dionjhae	g	1-5	0-2	0-0	0	2	2	4	2	3	3	0	1	22
11	Brisco, Annalise	g	1-5	0-0	0-2	0	0	0	3	2	0	2	0	0	27
13	Thomas, Kayla	g	3-6	0-0	1-2	3	2	5	5	7	0	3	1	2	15
25	Quixley, Alyssa	g	0-5	0-1	0-0	0	0	0	2	0	1	4	1	1	14
34	Malone, Kyla	g	0-0	0-0	0-0	0	3	3	0	0	0	1	0	0	11
Team						1	1	2							
Totals			15-52	1-8	7-12	13	19	32	18	38	8	29	3	7	200
1st - FG %:		5-15	33.3%	2nd: 3-9	33.3%	3rd: 5-11	45.5%	4th: 2-17	11.8%	Game: 15-52		28.8%	Deadball		
3FG %:		0-2	0.0%	0-2	0.0%	0-0	0.0%	1-4	25.0%	1-8		12.5%	Rebounds		
FT %:		0-0	0.0%	2-2	100.0%	1-4	25.0%	4-6	66.7%	7-12		58.3%	2		

Pitt 90 • (1-1)

#	Player		Total		3-Ptr		Rebounds			PF	TP	A TO Blk Stl				Min
			FG-FGA	FG-FGA	FT-FTA	FT-FTA	Off	Def	Tot			A	TO	Blk	Stl	
01	Danielle Garven	f	7-11	0-0	1-2	4	4	8	1	15	2	4	0	2	25	
14	Kauai Bradley	f	1-4	1-1	0-0	3	4	7	2	3	2	3	0	3	18	
11	Cara Judkins	c	0-1	0-0	0-2	1	4	5	4	0	1	2	1	0	14	
02	Aysia Bugg	g	2-7	0-3	0-0	1	0	1	2	4	8	1	0	0	23	
04	Cassidy Walsh	g	8-14	2-6	3-5	0	0	0	2	21	5	1	0	1	23	
03	Jasmine Whitney		1-5	0-2	2-2	0	0	0	0	4	4	0	1	5	16	
10	Ismini Prapa		1-4	0-1	0-0	2	0	2	2	2	2	3	1	0	11	
13	Kyla Nelson		4-5	4-5	0-0	1	1	2	4	12	1	1	0	2	22	
22	Janaa Henry		2-2	0-0	1-2	2	4	6	1	5	1	0	2	0	12	
23	Alayna Gribble		6-11	5-10	0-0	0	1	1	0	17	2	2	1	1	16	
32	Kalista Walters		3-7	0-0	1-2	2	7	9	3	7	0	2	2	4	20	
Team						3	2	5								
Totals			35-71	12-28	8-15	19	27	46	21	90	28	19	8	18	200	
1st - FG %: 8-21 38.1% 2nd: 10-17 58.8% 3rd: 9-19 47.4% 4th: 8-14 57.1% Game: 35-71 49.3% Deadball																
5pt %: 4-12 33.3% 6pt %: 2-4 50.0% 12-28 42.9% Rebounds																
FT %: 0-0 0.0% 6-8 75.0% 2-3 66.7% 0-4 0.0% 8-15 53.3% 5																

>> Game 5 at Georgetown

Official Basketball Box Score -- Game Totals -- Final Statistics

Pitt vs Georgetown

11/19/18 7 p.m. at Washington, D.C. (McDonough Arena)

Pitt 41 • 2-3

#	Player	Total		3-Ptr		Rebounds			PF	TP	A		To	Blk	Stl	Min
		FG-FGA	FG-FGA	FT-FTA	FT-FTA	Off	Def	Tot								
01	Danielle Garven	f	2-9	0-0	0-0	3	5	8	4	4	0	1	1	0	26	
11	Cara Judkins	f	1-6	0-0	2-4	1	3	4	0	4	0	0	0	2	19	
02	Aysia Bugg	g	3-12	2-6	1-2	0	3	3	2	9	1	1	0	0	26	
12	Jasmine Whitney	g	1-4	0-0	0-0	0	3	3	1	2	0	4	0	1	22	
04	Cassidy Walsh	g	5-13	1-6	0-0	1	1	2	2	11	3	4	0	0	32	
00	Jahsyni Knight		0-2	0-0	0-0	0	0	0	1	0	0	0	0	0	2	
10	Ismi Prapa		0-1	0-0	0-0	0	0	0	1	0	1	0	0	0	8	
13	Kyla Nelson		2-5	2-4	0-0	0	1	1	3	6	2	3	1	0	18	
14	Kauai Bradley		0-1	0-0	0-0	0	0	0	2	0	1	1	0	0	12	
22	Jaala Henry		0-0	0-0	0-0	0	1	1	0	0	0	1	0	0	3	
23	Alayna Gribble		1-6	1-5	0-0	0	3	3	3	3	0	0	0	0	17	
32	Kalista Walters		1-3	0-0	0-0	3	1	4	2	2	1	2	0	2	15	
Team						3	4	7				1				
Totals			16-62	6-21	3-6	11	25	36	21	41	9	18	2	5	200	
1st - FG %:		2-16	12.5%	2nd: 5-14	35.7%	3rd: 4-14	28.6%	4th: 5-18	27.8%	Game: 16-62	25.8%	Deadball				
3FG %:		1-3	33.3%	2-6	33.3%	3-10	30.0%	0-2	0.0%	6-21	28.6%	Rebounds				
FT %:		0-0	0.0%	1-4	25.0%	0-0	0.0%	2-2	100.0%	3-6	50.0%	1				

Georgetown 70 • 4-1

#	Player	Total		3-Ptr		Rebounds			PF	TP	A		To	Blk	Stl	Min
		FG-FGA	FG-FGA	FT-FTA	FT-FTA	Off	Def	Tot								
13	KEJAVA, Anita	f	0-2	0-1	2-2	3	3	6	0	2	0	5	2	0	18	
03	SMITH, Morgan	g	2-5	0-0	1-2	1	6	7	1	5	0	1	1	1	23	
11	WHITE, Dionna	g	5-14	2-5	3-3	4	8	12	3	15	4	1	0	1	33	
15	VENSON, Mikayla	g	4-11	3-5	2-2	0	1	1	1	13	4	1	0	0	27	
34	ADOMAKO, Dorothy	g	4-13	2-6	4-6	0	9	9	2	14	2	4	3	2	32	
00	JONES, Brianna		3-6	2-3	2-2	1	3	4	2	10	0	1	0	0	18	
01	THOMPSON, Tatiana		0-1	0-1	0-0	0	1	1	2	0	0	1	0	0	10	
02	GORDON, Cassandra		0-0	0-0	0-0	0	0	0	0	0	1	1	0	0	7	
12	OSAGIE-ERESE, Marvel		0-0	0-0	0-0	0	1	1	0	0	0	1	0	0	2	
21	MAYFIELD, Breauna		0-0	0-0	1-2	3	2	5	0	1	0	1	0	2	15	
22	WRIGHT, Shanniah		1-2	0-0	1-2	1	0	1	2	3	0	0	0	0	4	
23	JONES, Tayanna		1-1	1-1	0-0	0	1	1	0	3	0	0	0	0	3	
31	KOVACIKOVA, Nikola		2-5	0-0	0-0	0	0	0	1	4	3	0	0	0	8	
Team						2	2	4								
Totals			22-62	10-22	16-21	15	37	52	14	70	14	17	6	6	200	
1st - FG %:		3-11	27.3%	2nd: 6-17	35.3%	3rd: 6-19	31.6%	4th: 7-15	46.7%	Game: 22-62	35.5%	Deadball				
3FG %:		2-5	40.0%	1-3	33.3%	1-3	33.3%	4-7	57.1%	10-22	45.5%	Rebounds				
FT %:		2-2	100.0%	5-6	83.3%	9-13	69.2%	0-0	0.0%	16-21	76.2%	5				

Officials: Joseph Vasiliy, Tom Danaher, Tiara Cruse

Technical fouls: Pitt-None. Georgetown-None.

Attendance: 399

Score by periods	1st	2nd	3rd	4th	Total
Pitt	5	13	11	12	41
Georgetown	10	20	22	18	70

Points	In	Off	2nd	Fast	Bench
UP	14	6	11	2	21
GU	20	23	9	8	11

Last FG - UP 4th-01:29, GU 4th-00:09.

Largest lead - UP by 3 1st-07:49, GU by 30 4th-02:58.

UP led for 02:58. GU led for 33:40. Game was tied for 03:22.

Score tied - 1 time.

Lead changed - 1 time.

>> Game 7 vs. Arkansas

Official Basketball Box Score -- Game Totals -- Final Statistics

Pitt vs Arkansas

11/24/18 7:30 p.m. at Municipal Auditorium, Nashville, Tenn.

Pitt 61 • 3-4

#	Player	Total		3-Ptr		Rebounds			PF	TP	A		To	Blk	Stl	Min
		FG-FGA	FG-FGA	FT-FTA	FT-FTA	Off	Def	Tot								
01	Danielle Garven	f	4-9	0-0	4-4	1	3	4	3	12	4	6	0	0	30	
11	Cara Judkins	c	4-5	0-0	0-2	2	5	7	1	8	1	2	1	0	20	
03	Jasmine Whitney	g	3-6	0-2	0-0	0	7	7	4	6	5	4	1	1	36	
04	Cassidy Walsh	g	1-6	0-1	4-4	1	3	4	2	6	1	2	1	0	32	
13	Kyla Nelson	g	1-6	1-3	0-2	2	2	2	2	3	1	1	0	0	29	
00	Jahsyni Knight		3-6	0-0	0-0	0	2	2	0	6	1	0	0	2	13	
10	Ismi Prapa		0-0	0-0	0-0	0	0	0	0	0	0	2	0	0	1	
14	Kauai Bradley		2-5	1-3	0-0	1	3	4	4	5	1	4	0	0	16	
22	Jaala Henry		0-0	0-0	0-0	0	1	1	1	0	0	1	0	0	1	
32	Kalista Walters		7-9	0-0	1-2	3	4	7	1	15	3	0	1	1	22	
Team						2	8	10								
Totals			25-52	2-9	9-14	10	38	48	18	61	17	22	4	4	200	
1st - FG %:		7-16	43.8%	2nd: 4-12	33.3%	3rd: 9-14	64.3%	4th: 5-10	50.0%	Game: 25-52	48.1%	Deadball				
3FG %:		2-8	25.0%	0-3	0.0%	1-3	33.3%	0-1	0.0%	2-9	22.2%	Rebounds				
FT %:		2-2	100.0%	0-0	0.0%	2-2	100.0%	5-10	50.0%	9-14	64.3%	3				

Arkansas 54 • 3-2

#	Player	Total		3-Ptr		Rebounds			PF	TP	A		To	Blk	Stl	Min
		FG-FGA	FG-FGA	FT-FTA	FT-FTA	Off	Def	Tot								
10	WILLIAMS, Kiara	f	2-4	0-0	1-3	2	2	4	1	5	0	0	0	0	21	
02	TOLEFREE, Alexis	g	4-23	3-16	1-2	2	4	6	3	12	5	2	0	4	32	
03	MONK, Malica	g	2-12	0-4	1-2	2	1	3	3	5	2	1	0	2	31	
14	MASON, Jailyn	g	2-5	1-3	0-0	0	1	1	1	5	1	1	0	1	21	
13	DUNGEE, Chelsea	g	2-13	1-6	5-6	0	1	1	1	10	0	1	2	1	34	
00	GAULDEN, A'Tyanna		1-6	0-1	0-0	1	1	2	0	2	3	0	0	1	11	
01	NORTHCROSS-BAKER,		0-0	0-0	0-0	0	0	0	1	0	0	0	0	0	3	
22	ZIMMERMAN, Bailey		4-8	2-5	1-2	7	4	11	2	11	0	2	1	1	28	
24	THOMAS, Taylah		2-3	0-0	0-2	3	5	8	2	4	0	1	0	0	19	
Team						4	0	4								
Totals			19-74	7-35	9-17	21	19	40	14	54	11	8	3	10	200	
1st - FG %:		4-18	22.2%	2nd: 4-16	25.0%	3rd: 6-17	35.3%	4th: 5-23	21.7%	Game: 19-74	25.7%	Deadball				
3FG %:		2-8	25.0%	0-5	0.0%	3-9	33.3%	2-13	15.4%	7-35	20.0%	Rebounds				
FT %:		0-0	0.0%	0-3	0.0%	5-6	83.3%	4-8	50.0%	9-17	52.9%	4				

Officials: Troy Winders, Meadow Overstreet, Erika Herriman-Camaroto

Technical fouls: Pitt-None. Arkansas-None.

Attendance: 143

Score by periods	1st	2nd	3rd	4th	Total
Pitt	17	8	21	15	61
Arkansas	10	8	20	16	54

Points	In	Off	2nd	Fast	Bench
UP	42	4	10	2	26
AR	22	19	4	10	17

Last FG - UP 4th-01:42, AR 4th-00:21.

Largest lead - UP by 15 3rd-07:06, AR by 2 1st-09:40.

UP led for 36:21. AR led for 00:20. Game was tied for 03:00.

Score tied - 2 times.

Lead changed - 1 time.

>> Game 6 vs. Wisconsin

Official Basketball Box Score -- Game Totals -- Final Statistics

Wisconsin vs Pitt

11/23/18 5:00 p.m. at Nashville, TN (Municipal Auditorium)

Wisconsin 57 • 5-0

#	Player	Total		3-Ptr		Rebounds			PF	TP	A		To	Blk	Stl	Min
		FG-FGA	FG-FGA	FT-FTA	FT-FTA	Off	Def	Tot								
11	Howard, Marsha	f	4-15	0-2	1-4	10	4	14	4	9	1	1	0	0	33	

>> Game 9 at Northwestern

Official Basketball Box Score -- Game Totals -- Final Statistics
Pitt vs Northwestern
11/29/18 7:00 pm at Evanston, IL (Welsh-Ryan Arena)

Pitt 52 • 5-4

#	Player		Total			3-Ptr			Rebounds			PF	TP	A	TO	Blk	Stl	Min
			FG-FGA	FG-FGA	FT-FTA	Off	Def	Tot										
01	Danielle Garven	f	2-9	0-0	1-2	2	3	5	0	5	3	2	0	1	30			
11	Cara Judkins	c	1-4	0-0	2-6	1	3	4	3	4	1	2	2	0	22			
03	Jasmine Whitney	g	3-8	0-1	4-5	0	2	2	4	10	3	4	1	2	29			
04	Cassidy Walsh	g	4-10	3-8	0-0	0	4	4	0	11	2	1	1	1	32			
13	Kyla Nelson	g	3-8	2-6	2-2	1	2	3	2	10	1	1	1	2	25			
00	Jahsyni Knight	g	1-4	0-0	1-1	0	2	2	1	3	2	3	0	4	16			
14	Kauai Bradley	g	3-7	0-3	1-2	3	10	13	4	7	0	3	0	1	26			
32	Kalista Walters	g	1-1	0-0	0-0	0	2	2	3	2	0	1	0	0	20			
Team						1	2	3				1						
Totals			18-51	5-18	11-18	8	30	38	17	52	12	18	5	11	200			
1st - FG %:			4-12	33.3%	2nd:	4-12	33.3%	3rd:	4-14	28.6%	4th:	6-13	46.2%	Game:	18-51	35.3%	Deadball	
3FG %:			2-6	33.3%		1-3	33.3%		1-5	20.0%		1-4	25.0%		5-18	27.8%	Rebounds	
FT %:			0-0	0.0%		0-2	0.0%		2-3	66.7%		9-13	69.2%		11-18	61.1%	5	

Northwestern 49 • 5-1

#	Player		Total		3-Ptr		Rebounds			PF	TP	A TO Blk			Stl	Min	
			FG	FGA	FG	FGA	FT	FTA	Off			Def	Total	PF			TP
04	Bryana Hopkins	f	1-4	0-2	0-2		1	2	3	1	2	1	2	0	2	26	
14	Pallas Kunaiyi-Akpan	f	3-6	0-0	10-11		4	6	10	5	16	0	2	2	5	34	
10	Lindsey Pulliam	g	4-18	0-6	2-2		1	4	5	1	10	1	1	1	1	35	
22	Byrdy Galernik	g	1-5	0-2	0-0		2	2	4	3	2	1	4	1	0	26	
04	Jordan Hamilton	g	2-7	0-3	1-2		1	3	4	1	5	3	3	0	1	22	
00	Jess Sancataldo		2-6	2-5	0-0		1	1	2	0	6	2	0	1	0	18	
03	Sydney Wood		1-3	1-1	3-4		0	0	0	2	6	3	0	0	0	19	
21	Abbie Wolf		0-1	0-0	0-0		0	1	1	0	0	0	1	2	0	5	
32	Amber Jamison		1-7	0-2	0-0		1	3	4	1	2	0	2	0	1	15	
Team							3	4	7								
Totals				15-57	3-21	16-21	14	26	40	14	49	11	15	7	10	200	
1st - FG %:			5-19	26.3%	2nd:	2-13	15.4%	3rd:	2-10	20.0%	4th:	6-15	40.0%	Game:	15-57	26.3%	Deadball
3FG %:			0-6	0.0%		0-5	0.0%		0-5	33.3%		3-9	33.3%		3-21	14.3%	Rebounds
FT %:			2-3	66.7%		2-4	50.0%		5-6	83.3%		7-8	87.5%		16-21	76.2%	3,1

Officials: Karleena Tobin, Kevin Pethtel, Jesse Dickerson
Technical fouls: Pitt-None. Northwestern-None.

Attendance: 411

2018-19 Women's Basketball. Round: 0. Northwestern vs Pittsburgh. Played at .

Score by periods	1st	2nd	3rd	4th	Total
Pitt	10	9	11	22	52
Northwestern	12	6	9	22	49

Last FG - UP 4th-02:49, BU 4th-00:00.

Largest lead - UP by 8 3rd-08:46, BU by 4 2nd-08:19.

UP led for 27:03, BU led for 07:35. Game was tied for 05:22.

Points	In	Off	2nd	Fast	Bench
UP	20	18	8	12	12
BU	16	8	4	5	14

Score tied - 1 time.

Lead changed - 7 times.

>> Game 11 vs. West Virginia

Official Basketball Box Score -- Game Totals -- Final Statistics
West Virginia vs Pitt
12/8/18 3:00 PM at Petersen Events Center (Pittsburgh)

West Virginia 77 • (5-2)

#	Player		Total		3-Ptr		Rebounds			PF	TP	A	TO	Blk	Stl	Min
			FG-FTA	FG-FGA	FT-FTA	Off	Def	Tot								
00	Davenport, Naomi	f	8-14	2-5	0-1	3	3	6	2	18	0	6	0	2	37	
14	Niblack, Kari	f	4-6	0-0	1-2	6	1	7	4	9	0	2	0	0	16	
02	Gondrezick, Kysre	g	3-12	2-7	3-4	0	6	6	1	11	8	4	0	1	36	
05	Martin, Tynice	g	9-14	6-8	2-3	3	4	7	0	26	2	1	1	2	33	
22	Pardee, Katrina	g	2-6	1-2	2-2	0	2	2	2	7	4	2	0	2	29	
04	Staples, Nia		0-0	0-0	0-0	0	0	0	0	0	0	0	0	0	3	
12	Jordan, Jala		0-2	0-0	3-4	0	3	3	0	3	0	0	2	1	10	
30	Smith, Madisen		1-4	0-3	0-0	0	0	0	2	2	3	2	0	2	20	
34	Ekhehar, Theresa		0-0	0-0	1-2	1	2	3	5	1	1	2	2	1	16	
Team						1	1	2								
Totals				27-58	11-25	12-18	14	22	36	16	77	18	19	5	11	200
1st - FG %: 9-19 47.4% 2nd: 6-11 54.5% 3rd: 4-14 28.6% 4th: 8-14 57.1% Game: 27-58 46.6% Deadball																
3FG %: 3-10 30.0% 3-5 60.0% 2-5 40.0% 11-25 44.0% Rebounds																
FT %: 0-1 0.0% 1-2 50.0% 5-7 71.4% 6-8 75.0% 12-18 66.7% 3																

Pitt 43 • (6-5)

#	Player	Total		3-Ptr		Rebounds			PF	TP	A TO Blk			Stl	Min	
		FG-FGA	FG-FGA	FT-FTA	Off Def Tot	PF	TP	A TO Blk			Stl					
01	Danielle Garven	f	3-11	0-0	2-2	0	3	3	2	8	1	1	0	3	26	
11	Cara Judkins	c	4-6	0-0	4-8	5	4	9	3	12	1	5	3	1	26	
03	Jasmine Whitney	g	0-4	0-0	0-0	1	1	2	1	0	2	6	0	1	21	
04	Cassidy Walsh	g	3-10	3-6	0-0	0	4	4	3	9	1	2	0	2	29	
13	Kyla Nelson	g	2-8	0-3	0-0	1	0	1	0	4	1	5	0	0	22	
00	Jahsyni Knight		2-5	0-0	0-2	3	1	4	1	4	1	2	0	0	20	
10	Ismini Prapa		0-0	0-0	0-0	0	0	0	1	0	0	1	0	0	3	
14	Kauai Bradley		1-4	0-2	4-4	1	5	6	3	6	1	2	0	3	35	
22	Jaala Henry		0-2	0-0	0-0	0	1	1	4	0	0	0	0	0	9	
32	Kalista Walters		0-0	0-0	0-0	0	0	0	0	0	0	1	0	0	9	
Team						2	1	3			3					
Totals			15-50	3-11	10-16	13	20	33	18	43	8	28	3	10	200	
1st - FG %:		4-12	33.3%	2nd:	4-14	28.6%	3rd:	3-13	23.1%	4th:	4-11	36.4%	Game:	15-50	30.0%	Deadball
3FG %:		1-2	50.0%		1-5	20.0%		0-2	0.0%		1-2	50.0%		3-11	27.3%	Rebounds
FT %:		2-4	50.0%		3-4	75.0%		2-4	50.0%		3-4	75.0%		10-16	62.5%	6

Officials: Joseph Vaszily, Jennifer Rezac, Kevin Dillard
Technical fouls: West Virginia-None. Pitt-None.

Attendance: 674

Score by periods	1st	2nd	3rd	4th	Total
West Virginia	21	16	16	24	77
Pitt	11	12	8	12	43

Last FG - WVU 4th-00:33, UP 4th-00:18.

Largest lead - WVU by 36 4th-00:33, UP None.

WVU led for 39:05, UP led for 00:00. Game was tied for 00:40.

Points	In	Off	2nd	Fast	Bench
WVU	20	31	13	11	6
UP	22	10	10	5	10

Score tied - 0 times.

Lead changed - 0 times.

>> Game 10 vs. Fordham

Official Basketball Box Score -- Game Totals -- Final Statistics
Fordham vs Pitt
12/5/18 7:00 pm at Petersen Events Center (Pittsburgh, PA)

Fordham 62 • (5-5)

#	Player	Total		3-Ptr	Rebounds					PF	TP	A	TO	Blk	Stl	Min
		FG-FA	FG-FGA	FT-FTA	Off	Def	Tot									
34	Goulding, Mary	f	3-8	2-3	0-0	4	5	9	2	8	5	4	1	2	37	
00	Jillings, Zara	g	1-3	0-1	0-0	1	1	2	1	2	1	1	0	0	12	
02	Holden, Lauren	g	3-13	3-11	0-0	0	1	1	0	9	3	1	0	0	39	
10	Cavanaugh, Bre	g	7-15	4-8	0-0	0	4	4	4	18	1	1	1	0	36	
20	Heremaia, Kendall	g	4-8	1-5	0-0	1	1	2	3	9	4	1	1	0	33	
01	Giuliano, Alexa	g	1-2	1-2	0-0	1	1	2	0	3	0	0	0	0	3	
23	Gillis, Halei	g	1-2	0-0	0-0	1	0	1	1	2	1	1	1	0	4	
24	Downey, Kaitlyn	g	0-3	0-1	0-0	2	0	2	0	0	0	0	0	1	8	
43	Jonassen, Megan	g	5-7	0-0	1-2	3	2	5	1	11	0	2	3	0	28	
Team					1	3	4				1					
Totals			25-61	11-31	1-2	14	18	32	12	62	15	12	7	3	200	
1st - FG %:		8-19	42.1%	2nd: 8-14	57.1%	3rd: 3-16	18.8%	4th: 6-12	50.0%	Game: 25-61		41.0%	Deadball			
3FG %:		2-9	22.2%	4-7	57.1%	2-8	25.0%	3-7	42.9%	11-31		35.5%	Rebounds			
FT %:		1-2	50.0%	0-0	0.0%	0-0	0.0%	0-0	0.0%	1-2		50.0%	1			

Pitt 65 • (6-4)

#	Player	Total		3-Ptr		Rebounds
---	--------	-------	--	-------	--	----------

>> Game 13 vs. Saint Francis (PA)

Official Basketball Box Score -- Game Totals -- Final Statistics
Saint Francis (PA) vs Pitt
 12/21/18 7:00 PM at Petersen Events Center (Pittsburgh)

Saint Francis (PA) 75 • (3-9)

#	Player		Total		3-Ptr		Rebounds			PF	TP					Min
			FG	FGA	FG	FGA	FT	FTA	Off			Def	Tot	A	To	
32	ZEZZA, Courtney	f	1-5	1-3	0-2		3	4	7	2	3	0	2	0	0	19
03	SWOgger, Karson	g	3-8	3-6	0-0		0	0	0	2	9	3	4	0	1	31
13	SABINO, Sam	g	1-5	1-4	0-0		3	1	4	3	3	1	2	0	1	32
15	THOMAS, Haley	g	0-6	0-2	4-4		6	3	9	4	4	1	2	0	2	35
23	KOVATCH, Jess	g	8-22	3-11	7-10		0	4	4	3	26	3	7	0	1	43
10	MORROW, Leah		4-6	0-0	2-6		1	2	3	0	10	2	5	0	3	24
21	TIMBERS, AJ		2-2	2-2	0-0		0	0	0	1	6	2	1	0	1	12
22	MASTELLONE, Jenna		1-1	0-0	0-0		1	0	1	2	2	1	0	0	0	7
24	WILLIAMS, Aunsha		5-12	2-5	0-1		1	6	7	4	12	1	2	2	2	22
	Team						4	3	7			2				
Totals			25-67	12-33	13-23		19	23	42	21	75	14	27	2	11	225
1st - FG %:			4-17	23.5%	2nd: 8-16	50.0%	3rd: 5-10	50.0%	4th: 7-15	46.7%	Game: 25-67	37.3%	Deadball			
3FG %:			2-7	28.6%	6-7	85.7%	1-6	16.7%	2-7	28.6%	12-33	36.4%	Rebounds			
FT %:			0-0	0.0%	3-6	50.0%	4-6	66.7%	3-7	42.9%	13-23	56.5%				

Pitt 78 • (8-5)

#	Player		Total		3-Ptr		Rebounds			PF	TP					Min
			FG-FGA	FG-FGA	FT-FTA	Off	Def	Tot	A			To	Blk	Stl		
01	Danielle Garven	f	9-19	0-0	2-2	3	6	9	3	20	3	3	2	1	33	
11	Cara Judkins	c	3-4	0-0	0-0	1	4	5	2	6	0	6	2	0	24	
03	Jasmine Whitney	g	5-7	2-2	5-9	0	2	2	3	17	4	3	0	2	33	
04	Cassidy Walsh	g	5-15	2-8	0-0	3	3	6	2	12	2	2	0	2	40	
14	Kauai Bradley	g	3-8	0-3	2-2	3	5	8	4	8	5	7	3	5	36	
00	Jahsyni Knight		0-4	0-0	0-0	1	0	1	4	0	3	1	0	3	16	
13	Kyla Nelson		3-8	0-5	2-2	0	4	4	2	8	2	3	0	1	26	
22	Jaala Henry		2-2	0-0	1-5	1	0	1	1	5	0	0	0	1	6	
32	Kalista Walters		1-1	0-0	0-0	1	0	1	0	2	0	0	1	0	11	
Team						2	5	7								
Totals				31-68	4-18	12-20	15	29	44	21	78	19	25	8	15	225
1st - FG %:		8-20	40.0%	2nd: 3-15	20.0%	3rd: 11-15	73.3%	4th: 8-14	57.1%	Game: 31-68	45.6%	Deadball				
3FG %:		1-6	16.7%	0-0	0.0%	1-2	50.0%	2-3	66.7%	4-18	22.2%	Rebounds				
FT %:		0-0	0.0%	0-0	0.0%	4-10	40.0%	1-2	50.0%	12-20	60.0%	7				

Officials: Daryl Humphrey, Timothy Bryant, Ryan Durham
 Technical fouls: Saint Francis (PA)-ZEZZA, Courtney. Pitt-None.
 Attendance: 626

Score by periods		1st	2nd	3rd	4th	OT	Total			In	Off	2nd	Fast		
		10	25	15	19	6	75	Points	Paint	Paint	T/O	Chance	Break	Bench	
Saint Francis (PA)		10	25	15	19	6	75	UP	26	37	19	13	30	15	
Pitt		17	6	27	19	9	78	UP	44	29	13	18	15		

Last FG - SFUW OT-03:57, UP OT-03:30.
 Largest lead - SFUW by 12 2nd-00:13, UP by 8 4th-05:36.
 SFUW led for 15:34. UP led for 22:57. Game was tied for 06:28.

Score tied - 6 times.
 Lead changed - 8 times.

>> Game 15 at #2 Notre Dame

Official Basketball Box Score -- Game Totals -- Final Statistics
Pitt vs Notre Dame
 01/03/19 7:00 pm at South Bend, IN (Purcell Pavilion)

Pitt 44 • 9-6

#	Player		Total		3-Ptr		Rebounds			PF	TP	A TO Blk Stl			Min	
			FG-FGA	FG-FGA	FT-FTA	Off	Def	Tot	A			TO	Blk	Stl		
01	Danielle Garven	f	3-10	0-0	1-1	3	1	4	3	7	2	5	0	0	26	
14	Kauai Bradley	f	3-8	2-3	0-0	0	2	2	3	8	1	1	0	0	19	
11	Cara Judkins	c	0-3	0-0	0-2	3	1	4	3	0	0	2	0	1	17	
03	Jasmine Whitney	g	3-15	1-6	2-3	0	1	1	3	9	4	2	0	2	29	
04	Cassidy Walsh	g	2-14	2-8	0-0	1	2	3	3	6	1	1	0	2	32	
00	Jahsyni Knight	g	1-1	0-0	0-0	1	0	1	2	2	1	3	0	1	14	
10	Ismini Prapa	g	0-1	0-0	0-0	0	0	0	1	0	1	1	0	0	6	
13	Kyla Nelson	g	2-8	2-6	0-0	0	1	1	3	6	1	3	0	1	23	
22	Jaala Henry	g	1-2	0-0	0-0	2	3	5	0	2	0	2	0	1	16	
32	Kalista Walters	g	2-2	0-0	0-0	5	4	9	2	4	1	2	1	1	18	
Team						4	2	6			2					
Totals				17-64	7-23	3-6	19	17	36	23	44	12	24	1	9	200
1st - FG %:		4-14	28.6%	2nd: 2-17	11.8%	3rd: 4-18	22.2%	4th: 7-15	46.7%	Game: 17-64		26.6%	Deadball			
3FG %:		2-6	33.3%	0-5	0.0%	1-6	16.7%	4-6	66.7%	7-23		30.4%	Rebounds			
FT %:		0-0	0.0%	0-1	0.0%	1-3	33.3%	2-2	100.0%	3-6		50.0%	1			

Notre Dame 100 • 13-1

#	Player	f	Total		3-Ptr		Rebounds			PF	TP	A TO Blk Stl				Min
			FG-FGA	FG-FGA	FT-FTA	FG-FGA	Off Def Tot	PF	TP			A	TO	Blk	Stl	
11	Brianna Turner	f	2-5	0-0	5-8	2	3	5	0	9	0	0	3	1	17	
32	Jessica Shepard	f	1-8	0-0	4-4	6	5	11	1	6	5	1	0	0	18	
03	Marina Mabrey	g	8-14	4-9	0-0	1	3	4	2	20	7	1	2	3	23	
05	Jackie Young	g	6-9	0-0	4-7	3	3	6	0	16	2	2	0	1	20	
24	Arike Ogunbowale	g	7-9	2-2	2-3	0	3	3	0	18	3	3	0	2	20	
00	Jordan Nixon	g	2-4	1-2	4-4	0	1	1	1	9	4	1	0	2	22	
12	Abby Prohaska	g	0-3	0-1	2-2	0	2	2	2	2	3	0	0	2	21	
20	Nicole Benz	g	0-0	0-0	0-0	0	0	0	0	0	0	0	0	0	4	
22	Danielle Cosgrove	g	2-4	1-3	0-0	0	2	2	0	5	0	1	0	0	10	
30	Mikayla Vaughn	g	3-4	0-0	3-4	2	2	4	1	9	0	1	1	1	16	
33	Danielle Patterson	g	3-5	0-0	0-0	1	1	2	0	6	0	0	1	0	23	
40	Maureen Butler	g	0-0	0-0	0-0	0	1	1	1	0	1	0	0	0	6	
	Team					4	4	8								
Totals			34-65	8-17	24-32	19	30	49	6	100	24	13	7	12	200	
1st - FG %:		12-20	60.0%	2nd: 9-19	47.4%	3rd: 7-16	43.8%	4th: 6-10	60.0%	Game: 34-65		52.3%	Deadball			
3FG %:		1-3	33.3%	4-6	66.7%	2-4	50.0%	1-4	25.0%	8-17		47.1%	Rebounds			
FT %:		7-9	77.8%	6-8	75.0%	9-13	69.2%	2-2	100.0%	24-32		75.0%				

Officials: Norma Jones, Jennifer Rezac, Billy Smith
 Technical fouls: Pitt-None. Notre Dame-None.
 Attendance: 8566

Score by periods		1st	2nd	3rd	4th	Total			In	Off	2nd	Fast		
		10	4	10	20	44	Points	Paint	Paint	T/O	Chance	Break	Bench	
Pitt		10	4	10	20	44	UP	18	13	8	7	14	31	
Notre Dame		32	28	25	15	100	ND	40	32	23	25	31		

Last FG - UP 4th-00:19, ND 4th-02:38.
 Largest lead - UP None, ND by 62 3rd-02:35.
 UP led for 00:00. ND led for 39:14. Game was tied for 00:34.

Score tied - 1 time.
 Lead changed - 0 times.

>> Game 14 at Duquesne

Official Basketball Box Score -- Game Totals -- Final Statistics
Pitt vs Duquesne
 12/29/18 2:04PM at Pittsburgh, PA

Pitt 66 • 9-5

#	Player		Total		3-Ptr		Rebounds			PF	TP	A			Min	
			FG	FGA	FG	FGA	FT	FTA	Off			Def	Tot	To		Ass
01	Danielle Garven	f	3-9	0-0	1-2		1	4	5	2	7	2	4	0	0	26
14	Kauai Bradley	f	2-8	1-3	0-2		0	2	2	3	5	0	1	1	3	23
32	Kalista Walters	c	0-0	0-0	0-0		2	4	6	1	0	2	0	0	2	21
03	Jasmine Whitney	g	6-14	3-4	8-8		1	3	4	3	23	6	1	0	2	34
04	Cassidy Walsh	g	5-12	3-5	1-1		0	3	3	3	14	1	1	0	1	31
00	Jahsyni Knight		0-2	0-0	1-2		0	1	1	1	1	0	1	0	0	13
10	Ismi Prapa		0-1	0-0	0-0		0	0	0	0	0	0	0	0	0	2
11	Cara Judkins		4-7	0-0	2-4		2	9	11	4	10	1	3	1	0	25
13	Kyla Nelson		2-4	2-3	0-0		1	5	6	1	6	0	3	0	0	25
	Team						3	1	4			1				
Totals			22-57	33-57	9-15	13-19	10	32	42	18	66	12	15	2	8	200
1st - FG %: 7-19		36.8%	2nd: 3-9		33.3%	3rd: 9-15		43.8%	4th: 5-13		38.5%	Game: 22-57		38.6%	Deadball Rebounds	
3FG %: 3-6		50.0%	2-3		66.7%	2-4		50.0%	2-2		100.0%	9-15		60.0%		
3-4		0.0%	3-4		0.0%	3-4		0.0%	13-13		100.0%	13-13		100.0%		

>> Game 17 vs. Boston College

Official Basketball Box Score -- Game Totals -- Final Statistics
Boston College vs Pitt
1/13/19 1:00 pm at Petersen Events Center (Pittsburgh)

Boston College 59 • (13-4, 2-2 ACC)

#	Player	Total		3-Ptr		Rebounds			PF	TP	A TO Blk			Stl	Min
		FG-FGA	FG-FGA	FT-FTA	FT-FTA	Off	Def	Tot			A	TO	Blk	Stl	
05	Pineau,Georgia	f	1-5	0-0	0-0	1	4	5	2	2	0	2	1	0	19
11	Guy,Emma	f	7-9	0-0	0-0	2	3	5	3	14	2	1	1	1	36
04	Ortlepp,Taylor	g	2-9	2-8	0-0	1	1	2	5	6	2	1	0	1	27
10	Dickens,Makayla	g	3-8	2-5	3-5	1	6	7	2	11	4	10	0	0	32
14	Garraud,Marnelle	g	1-5	0-1	0-0	0	3	3	1	2	2	4	0	0	21
13	Soule,Taylor	g	4-5	0-0	5-6	2	8	2	1	13	2	1	3	1	21
23	Bolden-Morris,Milan	g	3-4	2-3	1-3	1	0	9	1	9	0	3	0	1	29
31	Lowery,Sydney	g	1-6	0-2	0-2	0	4	4	1	2	0	1	0	0	15
Team						3	0	3							
Totals			22-51	6-19	9-16	11	29	40	16	59	12	25	5	4	200
1st - FG %:		3-10	30.0%	2nd: 8-19	42.1%	3rd: 7-12	58.3%	4th: 4-10	40.0%	Game: 22-51	43.1%	Deadball		Rebounds	
3FG %:		2-4	50.0%	2-8	25.0%	0-3	0.0%	2-4	50.0%	6-19	31.6%	4			
FT %:		0-0	0.0%	3-3	100.0%	1-2	50.0%	5-11	45.5%	9-16	56.3%				

Pitt 55 • (9-8, 0-3 ACC)

#	Player	Total		3-Ptr		Rebounds			PF	TP	A TO Blk			Stl	Min
		FG-FGA	FG-FGA	FT-FTA	FT-FTA	Off	Def	Tot			A	TO	Blk	Stl	
01	Danielle Garven	f	5-10	0-0	1-3	3	1	4	1	11	2	4	1	1	31
14	Kauai Bradley	f	2-8	0-2	2-2	3	4	7	5	6	2	2	2	5	38
11	Cara Judkins	c	2-8	0-0	1-4	3	2	5	3	5	0	2	1	1	24
03	Jasmine Whitney	g	6-14	4-6	4-7	0	5	5	4	20	4	4	0	6	37
04	Cassidy Walsh	g	3-13	1-7	1-2	2	4	6	2	8	3	1	0	1	35
00	Jahsyni Knight	g	0-1	0-0	0-0	0	1	1	0	1	1	2	0	1	8
13	Kyla Nelson	g	2-5	1-4	0-0	1	2	3	2	5	0	0	0	0	14
22	Jaala Henry	g	0-0	0-0	0-0	0	0	0	0	0	1	1	0	0	3
32	Kalista Walters	g	0-0	0-0	0-0	0	0	0	1	0	0	1	0	0	10
Team						1	2	3							
Totals			20-59	6-19	9-18	13	21	34	19	55	12	18	4	15	200
1st - FG %:		6-17	35.3%	2nd: 5-14	35.7%	3rd: 5-16	31.3%	4th: 4-12	33.3%	Game: 20-59	33.9%	Deadball		Rebounds	
3FG %:		1-4	25.0%	1-5	20.0%	1-3	33.3%	3-7	42.9%	6-19	31.6%	24			
FT %:		2-2	100.0%	1-1	100.0%	1-7	14.3%	5-8	62.5%	9-18	50.0%	6			

Officials: Jeffrey Smith, Dawn Marsh, Marc Merritt
Technical fouls: Boston College-None. Pitt-None.
Attendance: 2630

Score by periods	1st	2nd	3rd	4th	Total
Boston College	8	21	15	15	59
Pitt	15	12	12	16	55

Last FG - BC 4th-00:54, UP 4th-00:08.
Largest lead - BC by 10 4th-06:04, UP by 7 1st-04:29.
BC led for 22:01. UP led for 15:09. Game was tied for 02:41.

Points In Off 2nd Fast
BC Paint T/O Chance Break Bench
UP 24 28 18 11 6 24
5 20 8 6 20 5

Score tied - 4 times.
Lead changed - 7 times.

>> Game 19 vs. Clemson

Official Basketball Box Score -- Game Totals -- Final Statistics
Clemson vs Pitt
1/20/19 2:00 pm at Petersen Events Center (Pittsburgh)

Clemson 65 • (14-5, 5-1 ACC)

#	Player	Total		3-Ptr		Rebounds			PF	TP	A TO Blk			Stl	Min
		FG-FGA	FG-FGA	FT-FTA	FT-FTA	Off	Def	Tot			A	TO	Blk	Stl	
44	Thornton,Kobi	f	4-7	0-0	1-2	3	4	7	3	9	0	2	1	1	30
55	Bennett,Tylar	c	1-1	0-0	0-2	3	4	7	1	2	3	0	2	0	33
01	Thomas,Destiny	g	0-1	0-1	0-0	1	1	2	2	0	0	1	0	0	7
05	Edwards,Danielle	g	2-8	1-4	8-8	0	0	0	3	13	4	3	0	2	31
20	Westbrook,Simone	g	5-11	1-2	1-2	1	6	7	0	12	3	7	0	3	36
10	Clegg,Camree	g	0-1	0-1	3-3	0	0	0	0	3	0	1	1	0	7
11	Hendovene,Taylor	g	2-3	0-0	0-0	1	1	2	2	4	1	1	0	1	10
12	Collier,Aliyah	g	6-15	3-7	3-4	2	4	6	3	18	1	4	1	3	28
22	Purvis,Keniece	g	0-1	0-0	0-0	1	0	1	2	0	1	2	0	0	10
32	Cotton,Chyna	g	2-3	0-0	0-0	0	1	1	3	4	1	1	0	0	8
Team						1	2	3							
Totals			22-51	5-15	16-21	13	23	36	19	65	14	22	5	10	200
1st - FG %:		7-15	46.7%	2nd: 4-11	36.4%	3rd: 8-14	57.1%	4th: 3-11	27.3%	Game: 22-51	43.1%	Deadball		Rebounds	
3FG %:		2-6	33.3%	1-4	25.0%	2-3	66.7%	0-2	0.0%	5-15	33.3%	4			
FT %:		0-0	0.0%	3-3	100.0%	4-6	66.7%	9-12	75.0%	16-21	76.2%				

Pitt 59 • (9-10, 0-5 ACC)

#	Player	Total		3-Ptr		Rebounds			PF	TP	A TO Blk			Stl	Min
		FG-FGA	FG-FGA	FT-FTA	FT-FTA	Off	Def	Tot			A	TO	Blk	Stl	
01	Danielle Garven	f	4-10	0-0	1-2	1	1	2	4	9	2	2	3	0	31
14	Kauai Bradley	f	6-17	3-9	2-2	1	5	6	5	17	1	6	3	2	39
11	Cara Judkins	c	2-3	0-0	3-7	3	1	4	2	7	0	2	0	1	26
03	Jasmine Whitney	g	4-8	2-3	0-0	2	3	5	1	10	7	1	0	4	36
04	Cassidy Walsh	g	3-15	2-10	2-2	0	4	4	4	10	4	2	0	6	31
00	Jahsyni Knight	g	0-0	0-0	0-0	1	0	1	0	0	0	1	0	0	5
13	Kyla Nelson	g	2-5	2-4	0-0	1	0	1	3	6	3	4	0	0	20
22	Jaala Henry	g	0-0	0-0	0-0	0	0	0	0	0	0	0	0	0	1
32	Kalista Walters	g	0-0	0-0	0-0	3	1	4	1	0	0	1	0	0	11
Team						4	2	6			3				
Totals			21-58	9-26	8-13	16	17	33	20	59	17	22	6	13	200
1st - FG %:		7-17	41.2%	2nd: 4-15	26.7%	3rd: 5-10	50.0%	4th: 5-16	31.3%	Game: 21-58	36.2%	Deadball		Rebounds	
3FG %:		2-5	40.0%	3-8	37.5%	2-5	40.0%	2-8	25.0%	9-26	34.6%	29			
FT %:		4-5	80.0%	2-2	100.0%	2-6	33.3%	0-0	0.0%	8-13	61.5%	3			

Officials: Thomas Danaher, Mark Berger, Felicia Young
Technical fouls: Clemson-None. Pitt-None.
Attendance: 940

Score by periods	1st	2nd	3rd	4th	Total
Clemson	16	12	22	15	65
Pitt	20	13	14	12	59

Last FG - CU 4th-01:45, UP 4th-00:02.
Largest lead - CU by 9 4th-05:23, UP by 12 3rd-08:29.
CU led for 12:28. UP led for 25:22. Game was tied for 02:06.

Score tied - 4 times.
Lead changed - 1 time.

>> Game 18 vs. #12 Syracuse

Official Basketball Box Score -- Game Totals -- Final Statistics
Syracuse vs Pitt
1/17/19 7:00 pm at Petersen Events Center (Pittsburgh)

Syracuse 82 • (15-2, 4-0 ACC)

#	Player	Total		3-Ptr		Rebounds			PF	TP	A TO Blk			Stl	Min
		FG-FGA	FG-FGA	FT-FTA	FT-FTA	Off	Def	Tot			A	TO	Blk	Stl	
32	Drummond,Miranda	f	2-8	1-6	0-2	1	6	7	1	5	0	0	0	2	27
45	Strautmane,Digna	f	7-9	4-5	4-4	3	0	3	3	22	1	1	1	1	24
22	Finklea-Guity, Amaya	c	1-2	0-0	0-0	0	3	3	1	2	0	3	2	1	16
04	Mangakahia,Tiana	g	5-12	1-4	3-3	0	1	1	0	14	8	4	0	1	26
11	Cooper,Gabrielle	g	2-7	2-4	0-0	4	4	8	2	6	2	0	1	3	27
01	Fox,Raven	g	0-3	0-1	0-0	0	3	3	1	0	1	0	0	0	10
03	Djaldi-Tabdi, Maeva	g	7-7	0-0	2-3	4	4	8	1	16	0	3	1	0	20
12	Lewis,Kiara	g	3-8	0-1	5-5	4	2	6	1	11	2	2	0	2	23
21	Engstler,Emily	g	1-6	0-1	1-3	1	6	7	1	3	2	0	3	2	15
23	Young,Isis	g	1-3	1-3	0-0	0	1	1	1	3	0	0	0	0	7
30	Sissoko,Kadiatou	g	0-1	0-0	0-0	0	2	2	1	0	0	0	0	0	5
Team						1	1	2							
Totals			29-66	9-25	15-20	18	33	51	13	82	16	13	8	12	200
1st - FG %:		9-17	52.9%	2nd: 6-14	42.9%	3rd: 7-15	46.7%	4th: 7-20	35.0%	Game: 29-66	43.9%	Deadball		Rebounds	
3FG %:		2-4	50.0%	3-7	42.9%	1-7	14.3%	2-4	50.0%	9-25	36.0%	2			
FT %:		1-4	25.0%	2-2	100.0%	11-12	91.7%	1-2	50.0%	15-20	75.0%				

Pitt 50 • (9-9, 0-4 ACC)

>> Game 21 at #4 Louisville

Official Basketball Box Score - Final
Pittsburgh vs Louisville
 01/27/19 KFC Yum! Center, Louisville, KY

Game Time: 2:02 PM
 Game Duration: 1:53

Pittsburgh - 42 • 9-12 (0-7)

##	Player		Total FG/FGA	3-Ptr FG/FGA	FT-FTA	Rebounds Off Def Tot	PF	TP	A	TO	Blk	Stl	Min
1	Danielle Garven	F	3-6	0-0	2-2	0 1 1	4	8	0	1	0	0	16:16
14	Kaui Bradley	F	4-15	2-10	1-3	2 4 6	3	11	0	3	0	0	32:31
11	Cara Judkins	C	1-4	0-0	1-2	1 0 1	5	3	0	2	1	0	11:49
3	Jasmine Whitney	G	0-3	0-0	0-0	0 4 4	2	0	2	5	2	0	28:00
4	Cassidy Walsh	G	0-6	0-4	0-0	0 1 1	1	0	1	1	0	1	22:05
13	Kyla Nelson		4-8	2-4	2-2	2 1 3	2	12	0	0	0	0	21:51
32	Kalista Walters		0-0	0-0	0-0	1 2 3	0	0	0	0	0	1	07:02
0	Jahsyni Knight		1-2	0-0	1-2	0 0 0	1	3	5	2	0	2	15:35
10	Ismi Prapa		1-7	0-3	0-0	2 0 2	0	2	0	3	0	0	23:42
22	Jaala Henry		1-2	0-0	1-2	3 6 9	3	3	1	2	0	2	21:09
Team						1 0 1							
Totals			15-53	4-21	8-13	12 19 31	21	42	9	19	3	6	200:00
FG %		1st: 1-12 8.3%	2nd: 2-9 22.2%	3rd: 6-17 35.3%	4th: 6-15 40.0%	Game: 15-53 28.3%							
3PT %		1st: 0-5 0.0%	2nd: 2-5 40.0%	3rd: 0-4 0.0%	4th: 2-7 28.6%	Game: 4-21 19.0%							
FT %		1st: 4-4 100.0%	2nd: 0-0 0.0%	3rd: 3-5 60.0%	4th: 1-4 25.0%	Game: 8-13 61.5%							
Deadball		Rebounds 1, 0											

Louisville - 70 • 19-1 (7-1)

##	Player		Total FG/FGA	3-Ptr FG/FGA	FT-FTA	Rebounds Off Def Tot	PF	TP	A	TO	Blk	Stl	Min
3	Sam Fuehring	F	3-5	1-2	3-4	3 0 3	2	10	1	2	0	0	22:51
33	Bionca Dunham	F	2-3	0-0	0-0	3 5 8	3	4	0	4	0	0	19:10
1	Dana Evans	G	4-11	4-8	4-4	1 6 7	2	16	2	2	0	2	26:22
11	Arica Carter	G	3-11	3-9	0-0	1 5 6	1	9	1	0	0	1	23:57
23	Jasmine Jones	G	0-3	0-0	3-6	2 5 7	2	3	5	1	0	0	25:25
5	Mykasa Robinson		1-2	0-0	1-2	0 1 1	4	3	1	2	0	3	17:02
21	Kylee Shook		5-10	0-2	2-2	4 3 7	1	12	2	0	0	0	23:47
4	Seygan Robins		3-5	1-3	0-0	1 1 2	0	7	3	2	0	1	17:53
12	Lindsey Duval		2-7	2-6	0-0	1 1 2	0	6	1	1	1	0	13:49
24	Jessica Laemmle		0-0	0-0	0-0	0 1 1	0	0	0	0	0	1	09:44
Team						2 2 4							
Totals			23-57	11-30	13-18	18 30 48	15	70	14	18	2	10	200:00
FG %		1st: 6-19 31.6%	2nd: 7-14 50.0%	3rd: 5-13 38.5%	4th: 5-11 45.5%	Game: 23-57 40.4%							
3PT %		1st: 2-9 22.2%	2nd: 4-7 57.1%	3rd: 3-9 33.3%	4th: 2-5 40.0%	Game: 11-30 36.7%							
FT %		1st: 9-12 75.0%	2nd: 0-0 0.0%	3rd: 1-2 50.0%	4th: 3-4 75.0%	Game: 13-18 72.2%							
Deadball		Rebounds 2, 0											

Officials: Carla Fountain, Kevin Dillard, Linda Miles

Technical fouls: Pittsburgh - NONE Louisville - NONE
 Absence: 10:07

Score by periods	1st	2nd	3rd	4th	Total
Pittsburgh	6	6	15	15	42
Louisville	23	18	14	15	70

Last FG - PIT 4th-0:47, LOU 4th-0:20.
 Largest lead - PIT by 2 1st-9:09, LOU by 33 2nd-4:04.
 PIT led for 0:47, LOU led for 37:58, Game was tied for 01:00

	In	Off	2nd	Fast	
Points	Paint	T/O	Chance	Break	Bench
PIT	18	9	8	6	20
LOU	22	15	19	7	28

Score tied - 1 time.
 Lead changed - 1 time.

>> Game 23 at Duke



Official Basketball Box Score - Game Totals -- Final Statistics
Pittsburgh vs Duke
 2-19 2:00 PM at Durham, NC (Cameron Indoor Stadium)



Pittsburgh 55 • 9-14 (0-9 ACC)

			Total	3-Ptr		Rebounds											
##	Player		FG-FGA	FG-FGA	FT-FTA	Off	Def	Tot	PF	TP	A	TO	Blk	Stl	Min		
01	Danielle Garven	f	3-7	0-0	2-2	2	1	3	3	8	1	3	0	0	21		
14	Kaui Bradley	f	1-5	0-1	0-0	1	3	4	2	2	2	2	2	1	35		
11	Cara Judkins	c	4-7	0-0	1-4	2	2	4	4	9	0	4	2	1	20		
03	Jasmine Whitney	g	4-15	0-6	1-2	0	4	4	2	9	4	5	0	4	36		
04	Cassidy Walsh	g	6-17	6-15	0-0	1	6	7	2	18	2	1	0	3	30		
10	Ismi Prapa		0-4	0-3	0-0	1	0	1	2	0	0	1	0	0	8		
13	Kyla Nelson		2-8	1-4	0-0	2	3	5	0	5	1	1	0	0	20		
22	Jaala Henry		2-2	0-0	0-0	1	1	2	0	4	1	0	0	0	13		
32	Kalista Walters		0-1	0-0	0-0	1	3	4	1	0	2	2	1	3	17		
Team						4	3	7			2						
Totals			22-66	7-29	4-8	15	26	41	16	55	13	21	5	12	200		
1st - FG %			7-16 43.8%	2nd: 6-15 40.0%	3rd: 4-15 26.7%	4th: 5-20 25.0%	Game: 22-66 33.3%		Deadball								
3FG %			3-8 37.5%	1-5 20.0%	2-7 28.6%	1-9 11.1%	Game: 7-29 24.1%		Rebounds								
FT %			2-2 100.0%	0-0 0.0%	0-0 0.0%	2-6 33.3%	Game: 4-8 50.0%										

Duke 74 • 10-11 (2-7 ACC)

		Total	3-Ptr	Rebounds											
#	Player	FG-FGA	FG-FGA	FT-FTA	Off	Def	TP	PF	A	TO	Blk	Stl	Min		
05	Leaonna Odom	f	3-8	0-0	3-4	1	3	4	1	9	4	2	0	3	32
24	O. Akinode-James	f	2-4	0-0	2-2	2	3	5	4	6	0	4	2	1	23
25	Jade Williams	f	7-14	0-0	1-2	4	4	8	2	15	3	4	3	3	34
02	Haley Gorecki	g	5-19	2-10	4-5	0	10	10	1	16	10	5	1	3	37
03	Mela Goodchild	g	7-10	6-9	0-0	1	4	5	0	20	1	2	0	0	38
11	Sofia Roma		0-0	0-0	0-0	0	0	0	0	0	0	0	0	0	1
14	Faith Suggs		0-1	0-0	0-0	1	1	2	1	0	0	1	0	0	10
30	Emily Schubert		0-0	0-0	0-0	0	0	0	0	0	0	0	0	0	0+
32	Jayda Adams		2-5	2-4	2-2	0	3	3	1	8	2	2	0	2	25
Team						3	2	5			1				
Totals			26-61	10-23	12-15	12	30	42	10	74	20	21	6	12	200
1st - FG %		6-16	37.5%	2nd: 9-14	64.3%	3rd: 3-17	17.6%	4th: 8-14	57.1%	Game: 26-61		42.6%	Deadball		
3FG %		2-6	33.3%	5-9	55.6%	1-4	25.0%	2-4	50.0%	Game: 10-23		43.5%	Rebounds		
FT %		3-4	75.0%	1-1	100.0%	4-5	80.0%	4-5	80.0%	Game: 12-15		80.0%			

Officials: Angela Lewis, Jules Gallien, Meadow Overstreet

Technical fouls: Pittsburgh-None. Duke-None.

Attendance: 3722

Score by periods	1st	2nd	3rd	4th	Total
Pittsburgh	19	13	10	13	55
Duke	17	24	11	22	74

Last FG - UP 4th-00:42, DU 4th-00:33.
 Largest lead - UP by 7 2nd-08:41, DU by 19 4th-00:15.
 UP led for 08:48, DU led for 26:35. Game was tied for 04:35.

Score tied - 6 times.
 Lead changed - 7 times.

>> Game 22 vs. Virginia Tech

Official Basketball

>> Game 25 vs. #25 Miami

Official Basketball Box Score -- Game Totals -- Final Statistics

Miami vs Pitt

02/10/19 2:00 at Petersen Events Center, Pittsburgh, Pa.

Miami 65 • (21-5, 9-2 ACC)

#	Player	Total		3-Ptr		Rebounds			PF	TP	A TO Blk Stl				Min
		FG-FGA	FG-FGA	FT-FTA	FT-FTA	Off	Def	Tot			A	TO	Blk	Stl	
21	Hof,Emese	f	4-8	0-0	3-6	4	7	11	4	11	4	1	4	0	20
32	Mompremier,Beatrice	f	9-12	0-0	5-7	4	9	13	1	23	0	2	1	1	29
01	Cornelius,Laura	g	1-6	1-3	2-2	0	4	4	0	5	3	4	0	0	27
03	Banks,Endia	g	0-5	0-1	2-2	1	7	8	1	2	4	0	0	0	27
05	Gray,Mykea	g	3-9	2-6	0-0	0	0	0	2	8	1	2	0	1	25
12	Mortensen,Sarah		1-5	1-5	0-0	0	0	0	3	3	2	1	0	0	13
13	Mason,Taylor		0-3	0-2	0-0	1	1	2	1	0	1	0	0	0	21
15	Huston,Jamir		0-1	0-0	2-2	2	0	2	2	0	0	0	0	0	7
20	Marshall,Kelsey		3-7	2-5	0-0	0	0	0	2	8	1	2	0	1	16
23	Ripley,Rebecca		0-3	0-2	0-0	0	0	0	1	0	0	1	0	0	3
25	Prather,Khaila		1-1	0-0	1-2	0	4	4	3	3	0	1	0	0	12
Team						4	1	5							
Totals			22-60	6-24	15-21	16	33	49	20	65	16	14	5	3	200

1st - FG %: 7-14 50.0% 2nd: 3-17 17.6% 3rd: 9-16 56.3% 4th: 3-13 23.1% Game: 22-60 36.7% Deadball
3FG %: 3-7 42.9% 1-7 14.3% 2-6 33.3% 0-4 0.0% 6-24 25.0%
FT %: 2-4 50.0% 6-8 75.0% 2-3 66.7% 5-6 83.3% 15-21 71.4%

Pitt 51 • (9-16, 0-11 ACC)

#	Player	Total		3-Ptr		Rebounds			PF	TP	A TO Blk Stl				Min
		FG-FGA	FG-FGA	FT-FTA	FT-FTA	Off	Def	Tot			A	TO	Blk	Stl	
01	Danielle Garven	f	4-12	0-0	5-12	3	3	6	3	13	0	0	0	1	29
11	Cara Judkins	c	4-10	0-0	0-0	3	1	4	3	8	0	1	0	0	22
03	Jasmine Whitney	g	3-7	0-2	3-3	1	7	8	3	9	6	2	0	2	28
04	Cassidy Walsh	g	2-9	1-6	3-3	2	1	3	3	8	1	1	0	1	27
14	Kauai Bradley	g	0-6	0-5	1-2	1	5	6	3	1	0	3	2	1	25
00	Jahsyni Knight		1-4	0-0	2-2	1	1	2	2	4	1	1	0	0	16
10	Ismiini Prapa		1-1	1-1	0-0	0	0	0	0	3	0	0	0	0	5
13	Kyla Nelson		0-5	0-5	2-2	1	0	1	1	2	0	0	0	0	18
22	Jaala Henry		1-5	0-0	1-3	0	3	3	3	3	1	0	3	0	18
32	Kalista Walters		0-1	0-0	0-0	0	0	0	2	0	1	1	1	1	12
Team						2	3	5			1				
Totals			16-60	2-19	17-27	14	24	38	23	51	10	10	6	6	200

Officials: Carla Fountain, Linda Miles, Bobby Ray
Technical fouls: Miami-None. Pitt-None.
Attendance: 2495

Score by periods	1st	2nd	3rd	4th	Total
Miami	19	13	22	11	65
Pitt	18	2	15	16	51

Last FG - UM 4th-05:28, UP 4th-01:30.
Largest lead - UM by 20 4th-06:56, UP None.
UM led for 38:42. UP led for 00:00. Game was tied for 00:38.

	In	Off	2nd	Fast	Bench
Points	Paint	T/O	Chance	Break	
UM	30	11	14	2	16
UP	18	12	15	7	12

Score tied - 1 time.
Lead changed - 0 times.

>> Game 27 at #21 Florida State

Official Basketball Box Score -- Game Totals -- Final Statistics

Pitt vs Florida State

02/17/19 2:00 pm at the Tucker Center, Tallahassee, Florida

Pitt 46 • 10-17, 1-12, ACC

#	Player	Total		3-Ptr		Rebounds			PF	TP	A TO Blk Stl				Min
		FG-FGA	FG-FGA	FT-FTA	FT-FTA	Off	Def	Tot			A	TO	Blk	Stl	
01	Danielle Garven	f	7-17	0-0	0-0	1	2	3	1	14	0	1	0	1	33
14	Kauai Bradley	f	1-7	0-4	1-2	2	1	3	5	3	0	2	0	1	24
11	Cara Judkins	c	3-9	0-0	2-3	2	6	8	2	8	0	2	0	1	26
03	Jasmine Whitney	g	3-12	1-4	1-2	1	1	2	2	8	3	3	0	3	36
04	Cassidy Walsh	g	2-8	2-8	0-0	0	3	3	2	6	1	1	0	0	25
00	Jahsyni Knight		1-2	0-1	3-4	0	0	0	1	5	3	4	0	0	20
10	Ismiini Prapa		1-2	0-1	0-0	0	0	1	1	2	0	2	0	1	13
22	Jaala Henry		0-2	0-0	0-0	1	1	2	3	0	0	2	0	1	15
32	Kalista Walters		0-0	0-0	0-0	2	0	2	0	0	0	0	0	1	8
Team						4	1	5							
Totals			18-59	3-18	7-11	13	16	29	17	46	7	17	0	9	200

1st - FG %: 6-13 46.2% 2nd: 3-14 21.4% 3rd: 3-17 17.6% 4th: 6-15 40.0% Game: 18-59 30.5% Deadball
3FG %: 2-4 50.0% 0-5 0.0% 0-6 0.0% 1-3 33.3% 3-18 16.7%
FT %: 0-0 0.0% 1-2 50.0% 1-2 50.0% 5-7 71.4% 7-11 63.6%

Florida State 78 • 21-5, 9-4 ACC

#	Player	Total		3-Ptr		Rebounds			PF	TP	A TO Blk Stl				Min
		FG-FGA	FG-FGA	FT-FTA	FT-FTA	Off	Def	Tot			A	TO	Blk	Stl	
15	Gillespie, Kiah	f	7-15	3-8	1-2	0	10	10	2	18	6	4	0	2	31
32	Myers, Valencia	f	5-5	0-0	3-4	1	5	6	1	13	1	3	2	0	29
12	Ekhomu, Nicki	g	4-10	3-5	4-4	0	2	2	1	15	5	3	0	1	29
13	Woolfolk, Nausia	g	4-13	1-5	2-2	3	5	8	0	11	3	3	0	1	30
24	Jones, Mo.	g	4-5	0-0	1-2	1	1	2	1	9	0	1	0	1	25
00	Lassiter, Sayawni		0-0	0-0	2-2	0	1	1	2	2	0	1	0	2	16
10	Weber, Kourtney		0-4	0-1	2-2	3	1	4	2	2	1	0	0	0	19
31	Wilkinson, Savannah		4-5	0-1	0-1	3	4	7	0	8	2	0	2	3	21
Team						3	1	4							
Totals			28-57	7-20	15-19	14	30	44	9	78	18	15	4	10	200

1st - FG %: 10-19 52.6% 2nd: 5-13 38.5% 3rd: 5-14 35.7% 4th: 8-11 72.7% Game: 28-57 49.1% Deadball
3FG %: 4-7 57.1% 0-3 0.0% 1-5 20.0% 2-5 40.0% 7-20 35.0%
FT %: 4-5 80.0% 2-2 100.0% 1-2 50.0% 8-10 80.0% 15-19 78.9%

Officials: Bryan Brunette, Mark Hardcastle, Dan Outlaw
Technical fouls: Pitt-None. Florida State-None.
Attendance: 3134
Fouled out for Pittsburgh: #14-Bradley at 4:16 (4th)

Score by periods	1st	2nd	3rd	4th	Total
Pitt	14	7	7	18	46
Florida State	28	12	12	26	78

Last FG - UP 4th-02:35, FS 4th-00:39.
Largest lead - UP None, FS by 32 4th-00:39.
UP led for 00:00, FS led for 39:22. Game was tied for 00:24.

Score tied - 0 times.
Lead changed - 0 times.

>> Game 26 vs. North Carolina

Official Basketball Box Score -- Game Totals -- Final Statistics

North Carolina vs Pitt

2/14/19 7:00 pm at Petersen Events Center (Pittsburgh)

North Carolina 78 • (15-11, 6-6 ACC)

#	Player	Total		3-Ptr		Rebounds			PF	TP	A TO Blk Stl				Min
		FG-FGA	FG-FGA	FT-FTA	FT-FTA	Off	Def	Tot			A	TO	Blk	Stl	
44	Bailey,Janelle	c	6-15	1-2	5-7	5	5	10	3	18	1	0	0	0	36
00	Bennett,Shayla	g	8-16	3-6	6-7	2	3	5	3	25	4	0	1	1	35
01	Koenen,Taylor	g	5-11	0-2	4-5	2	5	7	4	14	2	1	3	0	37
05	Watts,Stephanie	g	4-11	2-7	2-5	2	3	5	2	12	4	1	2	3	35
22	Kea,Paris	g	2-13	0-8	0-0	4	2	6	1	4	4	5	0	2	33
04	Jones,Jocelyn		1-1	0-0	0-0	0	0	0	1	2	0	0	0	0	4
20	Church,Leah		1-6	1-6	0-0	1	0	1	1	3	0	0	1	0	20
Team						1	0	1							
Totals			27-73	7-31	17-24	17	18	35	15	78	15	7	7	6	200

1st - FG %: 7-20 35.0% 2nd: 6-16 37.5% 3rd: 7-18 38.9% 4th: 7-19 36.8% Game: 27-73 37.0% Deadball
3FG %: 1-7 14.3% 3-9 33.3% 1-5 20.0% 2-10 20.0% 7-31 22.6%
FT %: 6-8 75.0% 1-2 50.0% 6-8 75.0% 4-6 66.7% 17-24 70.8%

Pitt 91 • (10-16, 1-11 ACC)

#	Player	Total		3-Ptr		Rebounds			PF	TP	A TO Blk Stl				Min
		FG-FGA	FG-FGA	FT-FTA	FT-FTA	Off	Def	Tot			A	TO	Blk	Stl	
01	Danielle Garven	f	13-18	0-0	1-2	2	5	7	1	27	2	5	0	0	34
14	Kauai Bradley	f	5-9	3-6	2-2	1	7	8	3	15	5	1	0	1	36
11	Cara Judkins	c	2-3	0-0	0-0	1	4	5	5	4	1	1	0	0	19
03	Jasmine Whitney	g	6-17	1-3	0-0	0	5	5	2	13	7	1	0	1	32
04	Cassidy Walsh	g	8-10	6-8	0-0	0	5	5	2	22	3	0	1	0	33
00	Jahsyni Knight		1-1	0-0	4-4	0	3	3	2	6	4	2	0	0	11
13	Kyla Nelson		1-2	1-2	0-0	0	0	0	2	3	1	2	0	0	10
22	Jaala Henry		0-1	0-0	1-5	0	1	1	1	1	1	0	0	1	17
32	Kalista Walters		0-0	0-0	0-0	0	0	0	1	0	0	0	1	0	8
Team						3	1	4			2				
Totals			36-61	11-19	8-13	7	31	38	19	91	24	14	2	3	200

1st - FG %: 11-16 68.8% 2nd: 8-13 61.5% 3rd: 9-18 50.0% 4th: 8-14 57.1% Game: 36-61 59.0% Deadball
3FG %: 5-7 71.4% 4-5 80.0% 1-5 20.0% 1-2

>> Game 29 at Wake Forest

Official Basketball Box Score -- Game Totals -- Final Statistics

Pitt vs Wake Forest
02/28/19 7:00 pm at

Pitt 70 • 11-18																
#	Player		Total		3-Ptr		Rebounds			PF	TP	A	TO	Blk	Stl	Min
			FG-FGA	FG-FGA	FT-FTA	Off	Def	Total								
01	Danielle Garven	f	10-21	0-0	1-2	1	4	5	0	21	1	3	0	4	34	
14	Kauai Bradley	f	1-3	0-1	0-0	1	1	2	3	2	3	3	2	2	25	
03	Jasmine Whitney	g	6-16	2-2	5-7	1	5	6	2	19	12	1	0	3	36	
04	Cassidy Walsh	g	2-5	1-3	2-2	0	2	2	2	7	0	4	0	5	29	
13	Kyla Nelson	g	3-5	2-2	1-4	1	2	3	1	9	1	1	0	0	24	
00	Jahsyni Knight		0-0	0-0	0-0	0	0	0	3	0	0	0	0	1	6	
10	Ismiini Prapa		1-1	1-1	0-0	1	0	1	2	3	0	1	0	0	5	
11	Cara Judkins		4-7	0-0	1-4	4	3	7	4	9	0	3	0	1	22	
22	Jaala Henry		0-2	0-0	0-0	1	0	1	0	0	0	0	0	0	4	
32	Kalista Walters		0-0	0-0	0-0	0	1	1	1	0	0	0	1	1	15	
Team						4	2	6								
Totals				27-60	6-9	10-19	14	20	34	18	70	17	16	3	17	200
1st- FG %: 6-13 46.2% 2nd: 9-19 47.4% 3rd: 5-16 31.3% 4th: 7-12 58.3% Game: 27-60 45.0% Deadball																
3FG %: 0-0 0.0% 2-3 66.7% 2-4 50.0% 2-2 100.0% 6-9 66.7%																
FT %: 0-0 0.0% 1-2 50.0% 6-11 54.5% 3-6 50.0% 10-19 52.6%																
Rebounds 6																

Wake Forest 64 • 10-18																
#	Player		Total		3-Ptr		Rebounds			PF	TP	A	TO	Blk	Stl	Min
			FG-FGA	FG-FTA	FT-FTA	Off	Def	Tot								
00	Maya Banks	f	2-3	0-0	0-2	1	1	2	2	4	0	2	0	0	0	16
11	Ivana Raca	f	8-14	2-4	2-2	2	9	11	1	20	1	6	0	2	40	
05	Gina Conti	g	5-12	3-6	7-10	0	2	2	3	20	4	4	0	2	39	
10	Ellen Hahne	g	1-4	0-0	0-0	1	0	1	3	2	1	1	0	0	0	14
14	Alex Sharp	g	3-14	0-2	4-4	5	6	11	3	10	2	6	1	3	39	
12	Kaylen Dickson		1-9	0-4	0-0	1	0	1	4	2	3	1	2	1	28	
44	Ona Udoh		1-1	0-0	0-0	2	1	3	1	2	0	1	0	0	7	
50	Lindsey Jarosinski		1-2	0-0	2-2	3	2	5	1	4	1	2	1	1	17	
Team						5	1	6								
Totals				22-59	5-16	15-20	20	22	42	18	64	12	24	4	9	200
1st - FG %: 7-15 46.7% 2nd: 4-11 36.4% 3rd: 4-15 26.7% 4th: 7-18 38.9% Game: 22-59 37.3% Deadball																Rebounds 2
3FG %: 2-3 66.7% 0-1 0.0% 0-2 0.0% 3-10 30.0% 5-16 31.3%																
FT %: 4-4 100.0% 6-9 66.7% 5-7 71.4% 0-0 0.0% 15-20 75.0%																

Officials: Fatou Cissoko-Stephens,Tiara Cruse,Maj Forsberg
Technical fouls: Pitt-None. Wake Forest-None.
Attendance: 589
2018-19 Women's Basketball. Round: 0. Pittsburgh vs Wake Forest. Played at .

Score by periods	1st	2nd	3rd	4th	Total
Pitt	12	21	18	19	70
Wake Forest	20	14	13	17	64

Points	In	Off	2nd	Fast	Bench
UP	32	19	9	23	12
WF	30	19	22	7	8

Last FG - UP 4th-01:09, WF 4th-00:02.
Largest lead - UP by 10 4th-05:48, WF by 10 1st-01:47.
UP led for 17:39, WF led for 19:44. Game was tied for 02:37.
Score tied - 5 times.
Lead changed - 9 times.

>> Game 31 TBD

>> Game 30 vs. #3 Louisville

>>

>> PITT TEAM HIGHS

POINTS	91	NORTH CAROLINA (2/14/19)
	90	NEW ORLEANS (11/9/18)
	78	SAINT FRANCIS (PA) (12/21/18)
	78	vs Tennessee State (11/25/18)
	70	at Wake Forest (02/28/19)
FIELD GOALS MADE	36	NORTH CAROLINA (2/14/19)
	35	NEW ORLEANS (11/9/18)
FIELD GOAL ATTEMPTS	71	NEW ORLEANS (11/9/18)
	68	SAINT FRANCIS (PA) (12/21/18)
FIELD GOAL PERCENTAGE	.590 (36-61)	NORTH CAROLINA (2/14/19)
	.587 (27-46)	vs Tennessee State (11/25/18)
3 PT FIELD GOALS MADE	12	NEW ORLEANS (11/9/18)
	11	NORTH CAROLINA (2/14/19)
3 PT FG ATTEMPTS	29	at Duke (2-3-19)
	28	NEW ORLEANS (11/9/18)
3 PT FG PERCENTAGE	.667 (6-9)	at Wake Forest (02/28/19)
	.615 (8-13)	vs Tennessee State (11/25/18)
FREE THROWS MADE	17	MIAMI (02/10/19)
	16	UNCW (12/18/18)
	16	vs Tennessee State (11/25/18)
FREE THROW ATTEMPTS	27	MIAMI (02/10/19)
	27	vs Tennessee State (11/25/18)
FREE THROW PERCENTAGE	.833 (10-12)	FORDHAM (12/5/18)
	.789 (15-19)	UCF (11/7/18)
REBOUNDS	48	vs Arkansas (11/24/18)
	48	CINCINNATI (11/16/18)
ASSISTS	28	NEW ORLEANS (11/9/18)
	24	NORTH CAROLINA (2/14/19)
	24	vs Tennessee State (11/25/18)
STEALS	18	NEW ORLEANS (11/9/18)
	17	at Wake Forest (02/28/19)
BLOCKED SHOTS	8	SAINT FRANCIS (PA) (12/21/18)
	8	NEW ORLEANS (11/9/18)
TURNOVERS	28	WEST VIRGINIA (12/8/18)
	25	SAINT FRANCIS (PA) (12/21/18)
FOULS	23	MIAMI (02/10/19)
	23	at Notre Dame (01/03/19)

>> OPPOSING TEAM HIGHS

POINTS	100	at Notre Dame (01/03/19)
	90	at Syracuse (02/21/19)
	82	SYRACUSE (1/17/19)
	78	at Florida State (02/17/19)
	78	NORTH CAROLINA (2/14/19)
FIELD GOALS MADE	34	at Notre Dame (01/03/19)
	33	at Syracuse (02/21/19)
FIELD GOAL ATTEMPTS	74	vs Arkansas (11/24/18)
	73	NORTH CAROLINA (2/14/19)
FIELD GOAL PERCENTAGE	.523 (34-65)	at Notre Dame (01/03/19)
	.491 (28-57)	at Florida State (02/17/19)
3 PT FIELD GOALS MADE	13	VIRGINIA TECH (1/31/19)
	12	SAINT FRANCIS (PA) (12/21/18)
3 PT FG ATTEMPTS	35	vs Arkansas (11/24/18)
	33	SAINT FRANCIS (PA) (12/21/18)
3 PT FG PERCENTAGE	.471 (8-17)	at Notre Dame (01/03/19)
	.455 (10-22)	at Georgetown (11/19/18)
FREE THROWS MADE	24	at Notre Dame (01/03/19)
	21	VIRGINIA (1/24/19)
FREE THROW ATTEMPTS	32	at Notre Dame (01/03/19)
	24	NORTH CAROLINA (2/14/19)
	24	VIRGINIA (1/24/19)
FREE THROW PERCENTAGE	.875 (21-24)	VIRGINIA (1/24/19)
	.857 (6-7)	YOUNGSTOWN STATE (11/13/18)
REBOUNDS	53	at Syracuse (02/21/19)
	52	at Georgetown (11/19/18)
ASSISTS	24	at Syracuse (02/21/19)
	24	at Notre Dame (01/03/19)
STEALS	12	at Syracuse (02/21/19)
	12	at Duke (2-3-19)
	12	SYRACUSE (1/17/19)
	12	at Notre Dame (01/03/19)
	12	UCF (11/7/18)
BLOCKED SHOTS	9	at Duquesne (12/29/18)
	8	SYRACUSE (1/17/19)
TURNOVERS	29	NEW ORLEANS (11/9/18)
	27	SAINT FRANCIS (PA) (12/21/18)
FOULS	22	vs Tennessee State (11/25/18)
	21	SAINT FRANCIS (PA) (12/21/18)

>> PITT TEAM LOWS

POINTS	34	at #8 NC State (01/10/19)
	41	at Georgetown (11/19/18)
	42	vs Wisconsin (11/23/18)
	42	at Louisville (01/27/19)
	43	WEST VIRGINIA (12/8/18)
FIELD GOALS MADE	12	at #8 NC State (01/10/19)
	13	vs Wisconsin (11/23/18)
FIELD GOAL ATTEMPTS	43	vs Wisconsin (11/23/18)
	45	UCF (11/7/18)
FIELD GOAL PERCENTAGE	.222 (12-54)	at #8 NC State (01/10/19)
	.258 (16-62)	at Georgetown (11/19/18)
3 PT FIELD GOALS MADE	2	vs Wisconsin (11/23/18)
	2	vs Arkansas (11/24/18)
	2	MIAMI (02/10/19)
3 PT FG ATTEMPTS	9	vs Arkansas (11/24/18)
	9	at Wake Forest (02/28/19)
3 PT FG PERCENTAGE	.105 (2-19)	MIAMI (02/10/19)
	.154 (2-13)	vs Wisconsin (11/23/18)
FREE THROWS MADE	3	at Georgetown (11/19/18)
	3	at Notre Dame (01/03/19)
	3	VIRGINIA TECH (1/31/19)
FREE THROW ATTEMPTS	6	at Georgetown (11/19/18)
	6	at Notre Dame (01/03/19)
FREE THROW PERCENTAGE	.300 (3-10)	VIRGINIA TECH (1/31/19)
	.400 (6-15)	at Georgia Tech (02/07/19)
REBOUNDS	27	VIRGINIA TECH (1/31/19)
	28	at Syracuse (02/21/19)
ASSISTS	4	at #8 NC State (01/10/19)
	7	at Florida State (02/17/19)
STEALS	2	UCF (11/7/18)
	3	NORTH CAROLINA (2/14/19)
BLOCKED SHOTS	0	at Florida State (02/17/19)
	1	at Notre Dame (01/03/19)
	1	at #8 NC State (01/10/19)
TURNOVERS	10	MIAMI (02/10/19)
	11	YOUNGSTOWN STATE (11/13/18)
FOULS	11	FORDHAM (12/5/18)
	14	YOUNGSTOWN STATE (11/13/18)

>> OPPOSING TEAM LOWS

POINTS	38	NEW ORLEANS (11/9/18)
	48	CINCINNATI (11/16/18)
	49	at Northwestern (11/29/18)
	54	vs Arkansas (11/24/18)
	56	vs Tennessee State (11/25/18)
	56	UNCW (12/18/18)
FIELD GOALS MADE	15	NEW ORLEANS (11/9/18)
	15	at Northwestern (11/29/18)
FIELD GOAL ATTEMPTS	51	BOSTON COLLEGE (1/13/19)
	51	CLEMSON (1/20/19)
FIELD GOAL PERCENTAGE	.257 (19-74)	vs Arkansas (11/24/18)
	.263 (15-57)	at Northwestern (11/29/18)
3 PT FIELD GOALS MADE	1	NEW ORLEANS (11/9/18)
	2	CINCINNATI (11/16/18)
3 PT FG ATTEMPTS	8	NEW ORLEANS (11/9/18)
	15	CINCINNATI (11/16/18)
	15	CLEMSON (1/20/19)
3 PT FG PERCENTAGE	.125 (1-8)	NEW ORLEANS (11/9/18)
	.125 (3-24)	vs Tennessee State (11/25/18)
FREE THROWS MADE	1	FORDHAM (12/5/18)
	5	UNCW (12/18/18)
FREE THROW ATTEMPTS	2	FORDHAM (12/5/18)
	7	YOUNGSTOWN STATE (11/13/18)
	7	UNCW (12/18/18)
FREE THROW PERCENTAGE	.471 (8-17)	CINCINNATI (11/16/18)
	.500 (1-2)	FORDHAM (12/5/18)
REBOUNDS	26	UNCW (12/18/18)
	28	UCF (11/7/18)
	28	vs Tennessee State (11/25/18)
ASSISTS	8	UCF (11/7/18)
	8	NEW ORLEANS (11/9/18)
	8	vs Tennessee State (11/25/18)
STEALS	2	vs Wisconsin (11/23/18)
	3	FORDHAM (12/5/18)
	3	MIAMI (02/10/19)
BLOCKED SHOTS	0	vs Tennessee State (11/25/18)
	2	UNCW (12/18/18)
	2	SAINT FRANCIS (PA) (12/21/18)
	2	at Louisville (01/27/19)
TURNOVERS	7	UCF (11/7/18)
	7	NORTH CAROLINA (2/14/19)
FOULS	6	at Notre Dame (01/03/19)
	9	at Florida State (02/17/19)

>> INDIVIDUAL HIGHS

Points	27	Danielle Garven vs North Carolina (2/14/19)
	23	Danielle Garven at Syracuse (02/21/19)
	23	Jasmine Whitney at Duquesne (12/29/18)
	23	Aysia Bugg vs Cincinnati (11/16/18)
	22	Cassidy Walsh vs North Carolina (2/14/19)
Field Goals Made	13	Danielle Garven vs North Carolina (2/14/19)
	10	Danielle Garven at Wake Forest (02/28/19)
	10	Danielle Garven at Syracuse (02/21/19)
Field Goal Att.	21	Danielle Garven at Wake Forest (02/28/19)
	19	Danielle Garven vs Saint Francis (PA) (12/21/19)
FG Pct (min 5 made)	.800 (8-10)	Cassidy Walsh vs North Carolina (2/14/19)
	.778 (7-9)	Kalista Walters vs Arkansas (11/24/18)
3-Point FG Made	6	Cassidy Walsh vs North Carolina (2/14/19)
	6	Cassidy Walsh at Duke (2-3-19)
3-Point FG Att.	15	Cassidy Walsh at Duke (2-3-19)
	10	Cassidy Walsh at Georgia Tech (02/07/19)
	10	Kauai Bradley at Louisville (01/27/19)
	10	Cassidy Walsh vs Clemson (1/20/19)
	10	Alayna Gribble vs NEW ORLEANS (11/9/18)
3-Pt FG Pct (min 2 made)	1.000 (3-3)	Kyla Nelson vs Tennessee State (11/25/18)
	1.000 (2-2)	Kyla Nelson at Wake Forest (02/28/19)
	1.000 (2-2)	Jasmine Whitney at Wake Forest (02/28/19)
	1.000 (2-2)	Jasmine Whitney vs Saint Francis (PA) (12/21/19)
Free Throws Made	8	Jasmine Whitney at Duquesne (12/29/18)
	7	Jasmine Whitney vs UNCW (12/18/18)
	7	Danielle Garven vs Wisconsin (11/23/18)
	7	Jasmine Whitney vs UCF (11/7/18)
Free Throw Att.	12	Danielle Garven vs Miami (02/10/19)
	10	Danielle Garven vs Wisconsin (11/23/18)
FT Pct (min 3 made)	1.000 (8-8)	Jasmine Whitney at Duquesne (12/29/18)
	1.000 (6-6)	Jasmine Whitney vs Fordham (12/5/18)
	1.000 (4-4)	Jasmine Whitney at Syracuse (02/21/19)
	1.000 (4-4)	Jahsyni Knight vs North Carolina (2/14/19)
	1.000 (4-4)	Kauai Bradley vs West Virginia (12/8/18)
	1.000 (4-4)	Jasmine Whitney vs Tennessee State (11/25/18)
	1.000 (4-4)	Danielle Garven vs Arkansas (11/24/18)
	1.000 (4-4)	Cassidy Walsh vs Arkansas (11/24/18)
	1.000 (4-4)	Aysia Bugg vs Youngstown State (11/13/18)
	1.000 (3-3)	Cassidy Walsh vs Miami (02/10/19)
	1.000 (3-3)	Jasmine Whitney vs Miami (02/10/19)
Rebounds	13	Kauai Bradley at Northwestern (11/29/18)
	13	Cara Judkins vs Cincinnati (11/16/18)
Assists	12	Jasmine Whitney at Wake Forest (02/28/19)
	8	Jasmine Whitney vs Virginia Tech (1/31/19)
	8	Aysia Bugg vs NEW ORLEANS (11/9/18)
Steals	6	Cassidy Walsh vs Clemson (1/20/19)
	6	Jasmine Whitney vs Boston College (1/13/19)
Blocked Shots	3	Jaala Henry vs Miami (02/10/19)
	3	Cara Judkins vs Virginia Tech (1/31/19)
	3	Kauai Bradley vs Clemson (1/20/19)
	3	Danielle Garven vs Clemson (1/20/19)
	3	Kauai Bradley vs Saint Francis (PA) (12/21/18)
	3	Cara Judkins vs UNCW (12/18/18)

>> OPPOSING INDIVIDUAL HIGHS

Points	26	KOVATCH, Jess vs Saint Francis (PA) (12/21/18)
	26	Martin, Tynice vs West Virginia (12/8/18)
	25	Bennett, Shayla vs North Carolina (2/14/19)
	24	Emery, Taylor vs Virginia Tech (1/31/19)
	23	Mompremier, Beatrice vs Miami (02/10/19)
Field Goals Made	9	Mompremier, Beatrice vs Miami (02/10/19)
	9	Emery, Taylor vs Virginia Tech (1/31/19)
	9	Martin, Tynice vs West Virginia (12/8/18)
Field Goal Att.	23	TOLEFREE, Alexis vs Arkansas (11/24/18)
	22	KOVATCH, Jess vs Saint Francis (PA) (12/21/18)
FG Pct (min 5 made)	1.000 (7-7)	Djaldi-Tabdi, Maeva vs Syracuse (1/17/19)
	1.000 (6-6)	Kiara Lewis at Syracuse (02/21/19)
	1.000 (5-5)	Myers, Valencia at Florida State (02/17/19)
3-Point FG Made	6	Miela Goodchild at Duke (2-3-19)
	6	Mabrey, Dara vs Virginia Tech (1/31/19)
	6	Martin, Tynice vs West Virginia (12/8/18)
	6	SMOLINSKI, Alison vs Youngstown State (11/13/18)
3-Point FG Att.	16	TOLEFREE, Alexis vs Arkansas (11/24/18)
	11	VOJINOVIC, Julijana at Duquesne (12/29/18)
	11	KOVATCH, Jess vs Saint Francis (PA) (12/21/18)
	11	Holden, Lauren vs Fordham (12/5/18)
3-Pt FG Pct (min 2 made)	1.000 (2-2)	Arike Ogunbowale at Notre Dame (01/03/19)
	1.000 (2-2)	TIMBERS, AJ vs Saint Francis (PA) (12/21/18)
Free Throws Made	10	Pallas Kunaiyi-Akpan at Northwestern (11/29/18)
	9	Elizabeth Dixon at Georgia Tech (02/07/19)
Free Throw Att.	11	Pallas Kunaiyi-Akpan at Northwestern (11/29/18)
	10	Gina Conti at Wake Forest (02/28/19)
	10	Elizabeth Dixon at Georgia Tech (02/07/19)
	10	KOVATCH, Jess vs Saint Francis (PA) (12/21/18)
FT Pct (min 3 made)	1.000 (8-8)	Willoughby, Jocelyn vs Virginia (1/24/19)
	1.000 (8-8)	Edwards, Danielle vs Clemson (1/20/19)
	1.000 (7-7)	ROBERTS, Taylor vs Tennessee State (11/25/18)
	1.000 (5-5)	Lewis, Kiara vs Syracuse (1/17/19)
	1.000 (4-4)	Alex Sharp at Wake Forest (02/28/19)
	1.000 (4-4)	Maeva Djaldi-Tabdi at Syracuse (02/21/19)
	1.000 (4-4)	Ekhomu, Nicki at Florida State (02/17/19)
	1.000 (4-4)	Dana Evans at Louisville (01/27/19)
	1.000 (4-4)	Strautmene, Digna vs Syracuse (1/17/19)
	1.000 (4-4)	Jordan Nixon at Notre Dame (01/03/19)
	1.000 (4-4)	Jessica Shepard at Notre Dame (01/03/19)
	1.000 (4-4)	THOMAS, Haley vs Saint Francis (PA) (12/21/18)
	1.000 (4-4)	Van Leeuwen, Kendra vs Wisconsin (11/23/18)
	1.000 (3-3)	Emery, Taylor vs Virginia Tech (1/31/19)
	1.000 (3-3)	Clegg, Camree vs Clemson (1/20/19)
	1.000 (3-3)	Mangakahia, Tiana vs Syracuse (1/17/19)
	1.000 (3-3)	WHITE, Dionna at Georgetown (11/19/18)
Rebounds	17	Magarity, Regan vs Virginia Tech (1/31/19)
	14	Howard, Marsha vs Wisconsin (11/23/18)
Assists	12	Tiana Mangakahia at Syracuse (02/21/19)
	10	Haley Gorecki at Duke (2-3-19)
Steals	5	Pallas Kunaiyi-Akpan at Northwestern (11/29/18)
	4	Chanin Scott at Georgia Tech (02/07/19)
	4	TOLEFREE, Alexis vs Arkansas (11/24/18)

>> INDIVIDUAL POINTS-REBOUNDS-ASSISTS

2018-19 Pitt Women's Basketball
Pitt Points-Rebounds-Assists (as of Mar 01, 2019)
All games

Opponent	Date	Score	00 KNIGHT, JAH	01 GARVEN, DAN	02 BUGG, AYSIA	03 WHITNEY, JA	04 WALSH, CASS	10 PRAPA, ISMI	11 JUDKINS, CA
UCF	11/7/18	58-61 L	DNP	4-2-0	14-4-2	9-4-6	11-3-2	DNP	0-4-0
NEW ORLEANS	11/9/18	90-38 W	DNP	15-8-2	4-1-8	4-0-4	21-0-5	2-2-2	0-5-1
YOUNGSTOWN STATE	11/13/18	55-64 L	DNP	0-0-2	20-2-2	6-4-1	8-5-4	DNP	1-3-0
CINCINNATI	11/16/18	65-48 W	0-0-0	13-6-0	23-2-4	4-2-5	14-4-2	0-1-0	4-13-0
at Georgetown	11/19/18	41-70 L	0-0-0	4-8-0	9-3-1	2-3-0	11-2-3	0-0-1	4-4-0
vs Wisconsin	11/23/18	42-57 L	4-0-0	15-5-2	DNP	11-3-1	4-3-4	0-0-0	4-9-0
vs Arkansas	11/24/18	61-54 W	6-2-1	12-4-4	DNP	6-7-5	6-4-1	0-0-0	8-7-1
vs Tennessee State	11/25/18	78-56 W	3-4-3	17-2-1	DNP	11-3-7	13-2-2	0-1-1	14-5-1
at Northwestern	11/29/18	52-49 W	3-2-2	5-5-3	DNP	10-2-3	11-4-2	DNP	4-4-1
FORDHAM	12/5/18	65-62 W	0-0-0	16-5-2	DNP	18-3-2	3-0-3	2-0-0	8-8-1
WEST VIRGINIA	12/8/18	43-77 L	4-4-1	8-3-1	DNP	0-2-2	9-4-1	0-0-0	12-9-1
UNCW	12/18/18	60-56 W	1-1-1	7-3-3	DNP	7-7-5	15-8-5	DNP	16-7-0
SAINT FRANCIS (PA)	12/21/18	78-75 W	0-1-3	20-9-3	DNP	17-2-4	12-6-2	DNP	6-5-0
at Duquesne	12/29/18	66-58 W	1-1-0	7-5-2	DNP	23-4-6	14-3-1	0-0-0	10-11-1
at Notre Dame	01/03/19	44-100 L	2-1-1	7-4-2	DNP	9-1-4	6-3-1	0-0-1	0-4-0
at #8 NC State	01/10/19	34-63 L	0-1-0	2-1-0	DNP	5-4-2	5-6-0	2-0-0	6-5-0
BOSTON COLLEGE	1/13/19	55-59 L	0-1-1	11-4-2	DNP	20-5-4	8-6-3	DNP	5-5-0
SYRACUSE	1/17/19	50-82 L	3-1-2	7-4-2	DNP	7-2-4	13-4-2	2-0-0	5-7-0
CLEMSON	1/20/19	59-65 L	0-1-0	9-2-2	DNP	10-5-7	10-4-4	DNP	7-4-0
VIRGINIA	1/24/19	57-74 L	1-2-1	19-1-5	DNP	0-1-5	6-8-3	DNP	18-3-0
at Louisville	01/27/19	42-70 L	3-0-5	8-1-0	DNP	0-4-2	0-1-1	2-2-0	3-1-0
VIRGINIA TECH	1/31/19	58-74 L	0-0-2	16-6-0	DNP	15-2-8	3-2-3	3-1-1	6-3-0
at Duke	2-3-19	55-74 L	DNP	8-3-1	DNP	9-4-4	18-7-2	0-1-0	9-4-0
at Georgia Tech	02/07/19	55-67 L	2-0-2	14-8-0	DNP	7-4-6	10-6-1	DNP	11-11-0
MIAMI	02/10/19	51-65 L	4-2-1	13-6-0	DNP	9-8-6	8-3-1	3-0-0	8-4-0
NORTH CAROLINA	2/14/19	91-78 W	6-3-4	27-7-2	DNP	13-5-7	22-5-3	DNP	4-5-1
at Florida State	02/17/19	46-78 L	5-0-3	14-3-0	DNP	8-2-3	6-3-1	2-1-0	8-8-0
at Syracuse	02/21/19	63-90 L	2-0-2	23-3-1	DNP	18-3-5	3-4-0	3-0-0	0-1-0
at Wake Forest	02/28/19	70-64 W	0-0-0	21-5-1	DNP	19-6-12	7-2-0	3-1-0	9-7-0

Opponent	Date	Score	13 NELSON, KYL	14 BRADLEY, KA	22 HENRY, JAAL	23 GRIBBLE, AL	32 WALTERS, KA
UCF	11/7/18	58-61 L	7-6-1	9-3-2	0-0-0	DNP	4-5-0
NEW ORLEANS	11/9/18	90-38 W	12-2-1	3-7-2	5-6-1	17-1-2	7-9-0
YOUNGSTOWN STATE	11/13/18	55-64 L	3-1-1	4-3-4	0-0-0	3-4-0	10-7-1
CINCINNATI	11/16/18	65-48 W	0-3-0	0-2-1	0-0-0	5-6-0	2-4-0
at Georgetown	11/19/18	41-70 L	6-1-2	0-0-1	0-1-0	3-3-0	2-4-1
vs Wisconsin	11/23/18	42-57 L	3-2-1	1-1-0	0-0-0	DNP	0-5-0
vs Arkansas	11/24/18	61-54 W	3-2-1	5-4-1	0-1-0	DNP	15-7-3
vs Tennessee State	11/25/18	78-56 W	9-2-3	7-10-1	1-0-0	DNP	3-6-5
at Northwestern	11/29/18	52-49 W	10-3-1	7-13-0	DNP	DNP	2-2-0
FORDHAM	12/5/18	65-62 W	3-1-0	13-5-0	2-1-0	DNP	0-4-2
WEST VIRGINIA	12/8/18	43-77 L	4-1-1	6-6-1	0-1-0	DNP	0-0-0
UNCW	12/18/18	60-56 W	11-1-1	1-4-0	0-0-0	DNP	2-3-0
SAINT FRANCIS (PA)	12/21/18	78-75 W	8-4-2	8-8-5	5-1-0	DNP	2-1-0
at Duquesne	12/29/18	66-58 W	6-6-0	5-2-0	DNP	DNP	0-6-2
at Notre Dame	01/03/19	44-100 L	6-1-1	8-2-1	2-5-0	DNP	4-9-1
at #8 NC State	01/10/19	34-63 L	6-0-1	8-3-1	0-2-0	DNP	0-3-0
BOSTON COLLEGE	1/13/19	55-59 L	5-3-0	6-7-2	0-0-0	DNP	0-0-0
SYRACUSE	1/17/19	50-82 L	6-2-0	3-3-3	2-1-0	DNP	2-2-0
CLEMSON	1/20/19	59-65 L	6-1-3	17-6-1	0-0-0	DNP	0-4-0
VIRGINIA	1/24/19	57-74 L	3-2-1	10-7-2	DNP	DNP	0-2-1
at Louisville	01/27/19	42-70 L	12-3-0	11-6-0	3-9-1	DNP	0-3-0
VIRGINIA TECH	1/31/19	58-74 L	10-2-0	3-6-1	2-0-0	DNP	0-1-0
at Duke	2-3-19	55-74 L	5-5-1	2-4-2	4-2-1	DNP	0-4-2
at Georgia Tech	02/07/19	55-67 L	0-0-1	9-3-4	2-0-0	DNP	0-2-0
MIAMI	02/10/19	51-65 L	2-1-0	1-6-0	3-3-1	DNP	0-0-1
NORTH CAROLINA	2/14/19	91-78 W	3-0-1	15-8-5	1-1-1	DNP	0-0-0
at Florida State	02/17/19	46-78 L	DNP	3-3-0	0-2-0	DNP	0-2-0
at Syracuse	02/21/19	63-90 L	8-4-3	4-6-4	2-2-0	DNP	0-1-0
at Wake Forest	02/28/19	70-64 W	9-3-1	2-2-3	0-1-0	DNP	0-1-0

>> TV/RADIO ROSTER



JAHSYNI KNIGHT | G | FR | 5-8
Perth Amboy, N.J. | Rutgers Prep



DANIELLE GARVEN | F | SR | 6-1
Toronto, Ontario | Chipola College



AYSIA BUGG | G | R-SR | 5-7
Chicago, Ill. | Bolingbrook HS



JASMINE WHITNEY | G | JR | 5-9
Centreville, Va. | Paul VI HS



CASSIDY WALSH | G | SR | 5-7
Pittsburgh, Pa. | Seton-La Salle HS



ISMINI PRAPA | G | FR | 5-7
Athens, Greece | American Community School of Athens



CARA JUDKINS | C | SO | 6-2
Bethesda, Md. | Our Lady of Good Counsel



TEHYA LYONS | G | FR | 5-7
Norcross, Ga. | Norcross HS



KYLA NELSON | G | SO | 5-11
Worthing, England | Oaklands College



KAUAI BRADLEY | G/F | SR | 6-0
Chicago, Ill. | Marian Catholic HS



PIKA RODRIGUEZ | G | SO | 5-11
Hartford, Conn. | Capital Prep Magnet School



JAALA HENRY | F | SO | 6-3
Riverdale, Md. | National Christian Academy



ALAYNA GRIBBLE | G | JR | 6-0
Pittsburgh, Pa. | Norwin HS



KALISTA WALTERS | C | SR | 6-1
Fleetwood, Pa. | Bethlehem Catholic HS




LANCE WHITE
HEAD COACH | FIRST SEASON



DANIELLE ATKINSON
ASSOCIATE HEAD COACH | FIRST SEASON



TERRI MITCHELL
ASSOCIATE HEAD COACH | FIRST SEASON



JOSH PETERSEN
ASSISTANT COACH | FIRST SEASON